



# **NORTH WEST RACE WEEKEND**

**Anglesey Circuit**

**2nd & 3rd August 2008**



**Results Provided by Timing Solutions Ltd**

**[www.tsl-timing.com](http://www.tsl-timing.com)**

# Welsh Sports Saloon Cars

## QUALIFYING - RACE 1 - CLASSIFICATION

POS	NO	CL	NAME	ENTRY	TIME	ON	LAPS	GAP	DIFF	MPH
1	23	D	Alvin POWELL	- Ford Mondeo/2000	1:12.340	4	8			77.13
2	66	A	Rhys LLOYD	- Seat Leon/1996	1:14.354	7	7	2.014	2.014	75.04
3	69	C	Mark STEWARD	- Tiger RS6/2000	1:15.834	4	6	3.494	1.480	73.58
4	63	A	Colin CHAPMAN	- Fisher Fury Fireblade	1:16.263	5	9	3.923	0.429	73.16
5	11	D	Nick STARKEY	- Caterham 7/1600	1:16.853	6	6	4.513	0.590	72.60
6	50	A	Tim HOVERAD	- Fisher Fun/919	1:16.990	9	9	4.650	0.137	72.47
7	150	D	Keith CHANTER	- Caterham 7/1600	1:18.222	5	9	5.882	1.232	71.33
8	16	B	Mark NICHOLSON	- Honda Integra/1797	1:18.835	6	9	6.495	0.613	70.78
9	3	C	Chris ALLANSOIN	- Z-Cars Mini/1300	1:18.890	5	6	6.550	0.055	70.73
10	112	A	Revor NEWMAN	- Caterham Super/1600	1:18.970	6	9	6.630	0.080	70.66
11	28	B	Rhodri JENKINS	- Honda Civic R/1800	1:19.008	8	8	6.668	0.038	70.62
12	48	A	Alwynn MORRIS	- Caterham Mega/1600	1:19.095	7	7	6.755	0.087	70.54
13	51	D	Barry CHANTER	- Caterham Mega Graduate/1600	1:19.293	5	9	6.953	0.198	70.37
14	25	B	Anthony ALLITT	- Honda Civic/2000	1:19.502	6	9	7.162	0.209	70.18
15	32	B	Jason DAVIES	- Ford Escort/2000	1:19.973	4	4	7.633	0.471	69.77
16	35	C	Chris THOMAS	- Z-Cars Mini/1300	1:20.008	5	9	7.668	0.035	69.74
17	91	A	Jeremey SNOWDEN	- Z-Cars Mini/2000	1:20.481	7	8	8.141	0.473	69.33
18	128	A	Martin KAY	- Caterham 7/1600	1:20.600	6	9	8.260	0.119	69.23
19	99	B	Paul TROWBRIDGE	- Ginetta G20/1800	1:20.941	6	7	8.601	0.341	68.93
20	95	C	Paul WOOLFITT	- Z-Cars Mini/2000	1:21.439	2	5	9.099	0.498	68.51
21	199	A	Stephen HUMPHREYS	- Caterham 7/1600	1:21.605	4	9	9.265	0.166	68.37
22	146	A	Nick PANCISI	- Caterham Super/1600	1:21.869	3	6	9.529	0.264	68.15
23	132	A	Martin GEE	- Caterham Super/1600	1:22.355	2	8	10.015	0.486	67.75
24	109	A	Chris ROME	- Caterham 7/1600	1:22.423	2	7	10.083	0.068	67.70
25	151	A	Fraser ANDREWS	- Caterham Super/1600	1:22.617	7	7	10.277	0.194	67.54
26	114	A	Yolande HUMPHREYS	- Caterham 7/1600	1:24.509	7	7	12.169	1.892	66.02
27	36	A	James CARVEY	- Caterham 7 1600	1:26.040	4	7	13.700	1.531	64.85
28	45	A	Adrain CHAPMAN	- RAW Stricker/1587	1:28.180	5	8	15.840	2.140	63.28
29	19	A	Mac McCARTHY	- Tiger Avon/2000	1:46.455	2	4	34.115	18.275	52.41

CAR 23 - TRANSPONDER NOT WORKING

Weather / Track : Bright / Dry

These results are provisional until the conclusion of any judicial and technical matters.

Anglesey Coastal  
Circuit Length = 1.5500 miles  
Start: 10:05 End: 10:33

Clerk of Course :	Timekeeper :
-------------------	--------------

# Welsh Sports Saloon Cars

## QUALIFYING - RACE 1 - LAP ANALYSIS

<b>3</b>	<b>Chris ALLANSON</b>		Z-Cars Mini/1300				
1 -	1:24.261	+ 5.371	10:08:18.299	4 -	1:19.677	+ 0.787	10:12:18.212
2 -	1:20.763	+ 1.873	10:09:39.062	5 -	<b>1:18.890</b>		<b>10:13:37.102</b>
3 -	1:19.473	+ 0.583	10:10:58.535	6 -	1:19.921	+ 1.031	10:14:57.023
<b>11</b>	<b>Nick STARKEY</b>		Caterham 7/1600				
1 -	1:20.890	+ 4.037	10:08:46.510	4 -	1:17.291	+ 0.438	10:12:39.912
2 -	1:17.910	+ 1.057	10:10:04.420	5 -	1:16.941	+ 0.088	10:13:56.853
3 -	1:18.201	+ 1.348	10:11:22.621	6 -	<b>1:16.853</b>		<b>10:15:13.706</b>
<b>16</b>	<b>Mark NICHOLSON</b>		Honda Integra/1797				
1 -	1:27.007	+ 8.172	10:08:31.827	6 -	<b>1:18.835</b>		<b>10:15:18.165</b>
2 -	1:22.654	+ 3.819	10:09:54.481	7 -	13:39.001	+ 12:20.166	10:28:57.166
3 -	1:22.806	+ 3.971	10:11:17.287	8 -	1:20.292	+ 1.457	10:30:17.458
4 -	1:22.196	+ 3.361	10:12:39.483	9 -	1:21.434	+ 2.599	10:31:38.892
5 -	1:19.847	+ 1.012	10:13:59.330				
<b>19</b>	<b>Mac McCARTHY</b>		Tiger Avon/2000				
1 -	1:48.032	+ 1.577	10:08:50.684	3 -	1:47.026	+ 0.571	10:12:24.165
2 -	<b>1:46.455</b>		<b>10:10:37.139</b>	4 -	1:52.011	+ 5.556	10:14:16.176
<b>23</b>	<b>Alvin POWELL</b>		Ford Mondeo/2000				
1 -	1:24.845	+ 12.505	10:08:10.229	5 -	1:15.429	+ 3.089	10:14:21.368
2 -	1:14.028	+ 1.688	10:09:24.257	6 -	14:44.950	+ 13:32.610	10:29:06.318
3 -	2:29.342	+ 1:17.002	10:11:53.599	7 -	1:13.132	+ 0.792	10:30:19.450
4 -	<b>1:12.340</b>		<b>10:13:05.939</b>	8 -	1:15.494	+ 3.154	10:31:34.944
<b>25</b>	<b>Anthony ALLITT</b>		Honda Civic/2000				
1 -	1:22.780	+ 3.278	10:08:36.135	6 -	<b>1:19.502</b>		<b>10:15:17.253</b>
2 -	1:21.380	+ 1.878	10:09:57.515	7 -	13:38.686	+ 12:19.184	10:28:55.939
3 -	1:21.085	+ 1.583	10:11:18.600	8 -	1:21.253	+ 1.751	10:30:17.192
4 -	1:19.510	+ 0.008	10:12:38.110	9 -	1:21.208	+ 1.706	10:31:38.400
5 -	1:19.641	+ 0.139	10:13:57.751				
<b>28</b>	<b>Rhodri JENKINS</b>		Honda Civic R/1800				
1 -	1:26.982	+ 7.974	10:08:56.518	5 -	1:21.888	+ 2.880	10:14:20.110
2 -	1:20.294	+ 1.286	10:10:16.812	6 -	14:13.817	+ 12:54.809	10:28:33.927
3 -	1:20.925	+ 1.917	10:11:37.737	7 -	1:21.602	+ 2.594	10:29:55.529
4 -	1:20.485	+ 1.477	10:12:58.222	8 -	<b>1:19.008</b>		<b>10:31:14.537</b>
<b>32</b>	<b>Jason DAVIES</b>		Ford Escort/2000				
1 -	1:25.144	+ 5.171	10:08:47.215	3 -	19:03.226	+ 17:43.253	10:29:11.326
2 -	1:20.885	+ 0.912	10:10:08.100	4 -	<b>1:19.973</b>		<b>10:30:31.299</b>
<b>35</b>	<b>Chris THOMAS</b>		Z-Cars Mini/1300				
1 -	1:23.751	+ 3.743	10:08:16.513	6 -	1:20.304	+ 0.296	10:15:05.193
2 -	1:23.341	+ 3.333	10:09:39.854	7 -	13:42.995	+ 12:22.987	10:28:48.188
3 -	1:23.777	+ 3.769	10:11:03.631	8 -	1:24.739	+ 4.731	10:30:12.927
4 -	1:21.250	+ 1.242	10:12:24.881	9 -	1:27.216	+ 7.208	10:31:40.143
5 -	<b>1:20.008</b>		<b>10:13:44.889</b>				
<b>36</b>	<b>James CARVEY</b>		Caterham 7 1600				
1 -	1:29.272	+ 3.232	10:08:26.312	5 -	1:26.145	+ 0.105	10:14:13.606
2 -	1:27.107	+ 1.067	10:09:53.419	6 -	15:03.179	+ 13:37.139	10:29:16.785
3 -	1:28.002	+ 1.962	10:11:21.421	7 -	1:37.564	+ 11.524	10:30:54.349
4 -	<b>1:26.040</b>		<b>10:12:47.461</b>				
<b>45</b>	<b>Adrain CHAPMAN</b>		RAW Stricker/1587				
1 -	1:31.040	+ 2.860	10:08:21.124	5 -	<b>1:28.180</b>		<b>10:14:19.092</b>
2 -	1:31.657	+ 3.477	10:09:52.781	6 -	14:24.574	+ 12:56.394	10:28:43.666
3 -	1:29.548	+ 1.368	10:11:22.329	7 -	1:28.865	+ 0.685	10:30:12.531
4 -	1:28.583	+ 0.403	10:12:50.912	8 -	1:29.273	+ 1.093	10:31:41.804

Anglesey Coastal  
Circuit Length = 1.5500 miles  
Start: 10:05 End: 10:33

Weather / Track : Bright / Dry

# Welsh Sports Saloon Cars

## QUALIFYING - RACE 1 - LAP ANALYSIS

<b>48</b>	<b>Alwynn MORRIS</b>		<b>Caterham Mega/1600</b>				
1 -	1:21.078	+ 1.983	10:08:43.982	5 -	1:20.130	+ 1.035	10:14:07.678
2 -	1:21.594	+ 2.499	10:10:05.576	6 -	15:00.468	+ 13:41.373	10:29:08.146
3 -	1:20.917	+ 1.822	10:11:26.493	7 -	<b>1:19.095</b>		<b>10:30:27.241</b>
4 -	1:21.055	+ 1.960	10:12:47.548				
<b>50</b>	<b>Tim HOVERAD</b>		<b>Fisher Fun/919</b>				
1 -	1:19.915	+ 2.925	10:08:05.339	6 -	1:17.682	+ 0.692	10:14:33.654
2 -	1:17.936	+ 0.946	10:09:23.275	7 -	14:06.203	+ 12:49.213	10:28:39.857
3 -	1:18.096	+ 1.106	10:10:41.371	8 -	1:18.226	+ 1.236	10:29:58.083
4 -	1:17.206	+ 0.216	10:11:58.577	9 -	<b>1:16.990</b>		<b>10:31:15.073</b>
5 -	1:17.395	+ 0.405	10:13:15.972				
<b>51</b>	<b>Barry CHANTER</b>		<b>Caterham Mega Graduate/1600</b>				
1 -	1:22.878	+ 3.585	10:08:29.858	6 -	1:19.600	+ 0.307	10:15:11.356
2 -	1:22.693	+ 3.400	10:09:52.551	7 -	13:37.727	+ 12:18.434	10:28:49.083
3 -	1:20.011	+ 0.718	10:11:12.562	8 -	1:24.147	+ 4.854	10:30:13.230
4 -	1:19.901	+ 0.608	10:12:32.463	9 -	1:21.298	+ 2.005	10:31:34.528
5 -	<b>1:19.293</b>		<b>10:13:51.756</b>				
<b>63</b>	<b>Colin CHAPMAN</b>		<b>Fisher Fury Fireblade</b>				
1 -	1:18.906	+ 2.643	10:08:04.749	6 -	1:17.858	+ 1.595	10:14:31.472
2 -	1:17.860	+ 1.597	10:09:22.609	7 -	14:03.229	+ 12:46.966	10:28:34.701
3 -	1:17.880	+ 1.617	10:10:40.489	8 -	1:17.621	+ 1.358	10:29:52.322
4 -	1:16.862	+ 0.599	10:11:57.351	9 -	1:17.122	+ 0.859	10:31:09.444
5 -	<b>1:16.263</b>		<b>10:13:13.614</b>				
<b>66</b>	<b>Rhys LLOYD</b>		<b>Seat Leon/1996</b>				
1 -	1:19.109	+ 4.755	10:08:21.189	5 -	16:41.207	+ 15:26.853	10:28:49.316
2 -	1:16.676	+ 2.322	10:09:37.865	6 -	1:18.191	+ 3.837	10:30:07.507
3 -	1:14.736	+ 0.382	10:10:52.601	7 -	<b>1:14.354</b>		<b>10:31:21.861</b>
4 -	1:15.508	+ 1.154	10:12:08.109				
<b>69</b>	<b>Mark STEWARD</b>		<b>Tiger RS6/2000</b>				
1 -	1:21.906	+ 6.072	10:08:16.354	4 -	<b>1:15.834</b>		<b>10:12:06.849</b>
2 -	1:17.302	+ 1.468	10:09:33.656	5 -	1:17.020	+ 1.186	10:13:23.869
3 -	1:17.359	+ 1.525	10:10:51.015	6 -	1:17.160	+ 1.326	10:14:41.029
<b>91</b>	<b>Jeremey SNOWDEN</b>		<b>Z-Cars Mini/2000</b>				
1 -	1:26.127	+ 5.646	10:08:34.699	5 -	1:20.752	+ 0.271	10:14:09.410
2 -	1:21.613	+ 1.132	10:09:56.312	6 -	14:48.700	+ 13:28.219	10:28:58.110
3 -	1:27.087	+ 6.606	10:11:23.399	7 -	<b>1:20.481</b>		<b>10:30:18.591</b>
4 -	1:25.259	+ 4.778	10:12:48.658	8 -	1:22.352	+ 1.871	10:31:40.943
<b>95</b>	<b>Paul WOOLFITT</b>		<b>Z-Cars Mini/2000</b>				
1 -	1:24.663	+ 3.224	10:08:46.222	4 -	1:23.072	+ 1.633	10:12:54.110
2 -	<b>1:21.439</b>		<b>10:10:07.661</b>	5 -	1:25.069	+ 3.630	10:14:19.179
3 -	1:23.377	+ 1.938	10:11:31.038				
<b>99</b>	<b>Paul TROWBRIDGE</b>		<b>Ginetta G20/1800</b>				
1 -	1:26.427	+ 5.486	10:08:29.504	5 -	14:14.395	+ 12:53.454	10:28:39.538
2 -	1:24.462	+ 3.521	10:09:53.966	6 -	<b>1:20.941</b>		<b>10:30:00.479</b>
3 -	1:22.784	+ 1.843	10:11:16.750	7 -	1:20.957	+ 0.016	10:31:21.436
4 -	3:08.393	+ 1:47.452	10:14:25.143				
<b>109</b>	<b>Chris ROME</b>		<b>Caterham 7/1600</b>				
1 -	1:24.111	+ 1.688	10:08:33.005	5 -	1:22.984	+ 0.561	10:14:13.846
2 -	<b>1:22.423</b>		<b>10:09:55.428</b>	6 -	14:46.189	+ 13:23.766	10:29:00.035
3 -	1:29.306	+ 6.883	10:11:24.734	7 -	1:24.051	+ 1.628	10:30:24.086
4 -	1:26.128	+ 3.705	10:12:50.862				

Weather / Track : Bright / Dry

Anglesey Coastal  
Circuit Length = 1.5500 miles  
Start: 10:05 End: 10:33

# Welsh Sports Saloon Cars

## QUALIFYING - RACE 1 - LAP ANALYSIS


<b>112</b>	<b>Trevor NEWMAN</b>		<b>Caterham Super/1600</b>			
1 -	1:22.101	+ 3.131	10:08:27.767	6 -	<b>1:18.970</b>	<b>10:15:09.103</b>
2 -	1:20.625	+ 1.655	10:09:48.392	7 -	13:37.117	+ 12:18.147
3 -	1:20.833	+ 1.863	10:11:09.225	8 -	1:20.615	+ 1.645
4 -	1:20.717	+ 1.747	10:12:29.942	9 -	1:20.118	+ 1.148
5 -	1:20.191	+ 1.221	10:13:50.133			10:31:26.953
<b>114</b>	<b>Yolande HUMPHREYS</b>		<b>Caterham 7/1600</b>			
1 -	1:30.669	+ 6.160	10:08:22.729	5 -	1:26.311	+ 1.802
2 -	1:28.651	+ 4.142	10:09:51.380	6 -	14:50.562	+ 13:26.053
3 -	1:29.651	+ 5.142	10:11:21.031	7 -	<b>1:24.509</b>	
4 -	1:25.936	+ 1.427	10:12:46.967			<b>10:30:28.349</b>
<b>128</b>	<b>Martin KAY</b>		<b>Caterham 7/1600</b>			
1 -	1:22.539	+ 1.939	10:08:06.339	6 -	<b>1:20.600</b>	<b>10:14:58.658</b>
2 -	1:22.093	+ 1.493	10:09:28.432	7 -	13:47.942	+ 12:27.342
3 -	1:23.529	+ 2.929	10:10:51.961	8 -	1:24.262	+ 3.662
4 -	1:23.094	+ 2.494	10:12:15.055	9 -	1:21.536	+ 0.936
5 -	1:23.003	+ 2.403	10:13:38.058			10:31:32.398
<b>132</b>	<b>Martin GEE</b>		<b>Caterham Super/1600</b>			
1 -	1:23.381	+ 1.026	10:08:42.081	5 -	1:38.450	+ 16.095
2 -	<b>1:22.355</b>		<b>10:10:04.436</b>	6 -	14:15.816	+ 12:53.461
3 -	1:23.003	+ 0.648	10:11:27.439	7 -	1:26.589	+ 4.234
4 -	1:25.795	+ 3.440	10:12:53.234	8 -	1:23.022	+ 0.667
						10:14:31.684
						10:28:47.500
						10:30:14.089
						10:31:37.111
<b>146</b>	<b>Nick PANCISI</b>		<b>Caterham Super/1600</b>			
1 -	1:23.130	+ 1.261	10:08:53.027	4 -	1:22.383	+ 0.514
2 -	1:22.551	+ 0.682	10:10:15.578	5 -	1:26.968	+ 5.099
3 -	<b>1:21.869</b>		<b>10:11:37.447</b>	6 -	14:19.288	+ 12:57.419
						10:12:59.830
						10:14:26.798
						10:28:46.086
<b>150</b>	<b>Keith CHANTER</b>		<b>Caterham 7/1600</b>			
1 -	1:23.269	+ 5.047	10:08:28.468	6 -	1:19.635	+ 1.413
2 -	1:22.917	+ 4.695	10:09:51.385	7 -	13:40.117	+ 12:21.895
3 -	1:19.779	+ 1.557	10:11:11.164	8 -	1:18.512	+ 0.290
4 -	1:19.459	+ 1.237	10:12:30.623	9 -	1:19.446	+ 1.224
5 -	<b>1:18.222</b>		<b>10:13:48.845</b>			10:15:08.480
						10:28:48.597
						10:30:07.109
						10:31:26.555
<b>151</b>	<b>Fraser ANDREWS</b>		<b>Caterham Super/1600</b>			
1 -	1:28.763	+ 6.146	10:08:48.392	5 -	1:36.117	+ 13.500
2 -	1:23.847	+ 1.230	10:10:12.239	6 -	14:40.106	+ 13:17.489
3 -	1:22.933	+ 0.316	10:11:35.172	7 -	<b>1:22.617</b>	
4 -	1:22.730	+ 0.113	10:12:57.902			<b>10:30:36.742</b>
						10:14:34.019
						10:29:14.125
						10:30:14.510
						10:31:37.341
<b>199</b>	<b>Stephen HUMPHREYS</b>		<b>Caterham 7/1600</b>			
1 -	1:23.722	+ 2.117	10:08:17.004	6 -	1:22.128	+ 0.523
2 -	1:23.378	+ 1.773	10:09:40.382	7 -	13:42.311	+ 12:20.706
3 -	1:22.057	+ 0.452	10:11:02.439	8 -	1:24.168	+ 2.563
4 -	<b>1:21.605</b>		<b>10:12:24.044</b>	9 -	1:22.831	+ 1.226
5 -	1:21.859	+ 0.254	10:13:45.903			10:15:08.031
						10:28:50.342
						10:30:14.510
						10:31:37.341

# Welsh Sports & Saloon Cars

## RACE 1 - GRID

ROW 15		1:46.455	19 Mac McCARTHY
ROW 14	1:28.180	1:26.040	45 Adrain CHAPMAN 36 James CARVEY
ROW 13	1:24.509	1:22.617	114 Yolande HUMPHREYS 151 Fraser ANDREWS
ROW 12	1:22.423	1:22.355	109 Chris ROME 132 Martin GEE
ROW 11	1:21.869	1:21.605	146 Nick PANCISI 199 Stephen HUMPHREYS
ROW 10	1:21.439	1:20.941	95 Paul WOOLFITT 99 Paul TROWBRIDGE
ROW 9	1:20.600	1:20.481	128 Martin KAY 91 Jeremy SNOWDEN
ROW 8	1:20.008	1:19.973	35 Chris THOMAS 32 Jason DAVIES
ROW 7	1:19.502	1:19.293	25 Anthony ALLITT 51 Barry CHANTER
ROW 6	1:19.095	1:19.008	48 Alwynn MORRIS 28 Rhodri JENKINS
ROW 5	1:18.970	1:18.890	112 Trevor NEWMAN 3 Chris ALLANSON
ROW 4	1:18.835	1:18.222	16 Mark NICHOLSON 150 Keith CHANTER
ROW 3	1:16.990	1:16.853	50 Tim HOVERAD 11 Nick STARKEY
ROW 2	1:16.263	1:15.834	63 Colin CHAPMAN 69 Mark STEWARD
ROW 1	1:14.354	1:12.340	66 Rhys LLOYD 23 Alvin POWELL

**Pole**



Anglesey Coastal  
Circuit Length = 1.5500 miles

Clerk of Course :		Timekeeper :
-------------------	--	--------------

# Welsh Sports & Saloon Cars

## RACE 1 - CLASSIFICATION

POS	NO	CL	NAME	ENTRY	LAPS	TIME	GAP	DIFF	MPH	BEST	ON
1	66	A	Rhys LLOYD	- Seat Leon/1996	12	14:49.356			75.29	1:12.886	4
2	23	D	Alvin POWELL	- Ford Mondeo/2000	12	15:00.324	10.968	10.968	74.37	1:11.485	4
3	69	C	Mark STEWARD	- Tiger RS6/2000	12	15:17.445	28.089	17.121	72.98	1:15.398	5
4	63	A	Colin CHAPMAN	- Fisher Fury Fireblade	12	15:30.586	41.230	13.141	71.95	1:16.568	7
5	3	C	Chris ALLANSOIN	- Z-Cars Mini/1300	12	15:37.797	48.441	7.211	71.40	1:17.125	5
6	50	A	Tim HOVERAD	- Fisher Fun/919	12	15:39.863	50.507	2.066	71.24	1:16.764	2
7	48	A	Alwynn MORRIS	- Caterham Mega/1600	12	15:53.221	1:03.865	13.358	70.24	1:18.563	11
8	112	A	Trevor NEWMAN	- Caterham Super/1600	12	15:53.920	1:04.564	0.699	70.19	1:18.081	6
9	51	D	Barry CHANTER	- Caterham Mega Graduate/1600	12	15:59.803	1:10.447	5.883	69.76	1:18.804	11
10	91	A	Jeremey SNOWDEN	- Z-Cars Mini/2000	12	16:03.599	1:14.243	3.796	69.48	1:18.372	5
11	32	B	Jason DAVIES	- Ford Escort/2000	12	16:04.767	1:15.411	1.168	69.40	1:18.265	12
12	28	B	Rhodri JENKINS	- Honda Civic R/1800	12	16:06.102	1:16.746	1.335	69.30	1:18.290	10
13	25	B	Anthony ALLITT	- Honda Civic/2000	11	14:57.516	1 lap	1 lap	68.38	1:20.124	11
14	109	A	Chris ROME	- Caterham 7/1600	11	14:57.930	1 lap	0.414	68.35	1:19.466	9
15	199	A	Stephen HUMPHREYS	- Caterham 7/1600	11	14:58.360	1 lap	0.430	68.32	1:19.824	3
16	16	B	Mark NICHOLSON	- Honda Integra/1797	11	15:01.758	1 lap	3.398	68.06	1:19.237	6
17	128	A	Martin KAY	- Caterham 7/1600	11	15:03.373	1 lap	1.615	67.94	1:19.603	4
18	132	A	Martin GEE	- Caterham Super/1600	11	15:04.120	1 lap	0.747	67.88	1:19.607	11
19	151	A	Fraser ANDREWS	- Caterham Super/1600	11	15:06.432	1 lap	2.312	67.71	1:19.852	5
20	146	A	Nick PANCISI	- Caterham Super/1600	11	15:09.752	1 lap	3.320	67.46	1:20.498	9
21	99	B	Paul TROWBRIDGE	- Ginetta G20/1800	11	15:19.014	1 lap	9.262	66.78	1:20.012	9
22	35	C	Chris THOMAS	- Z-Cars Mini/1300	11	15:23.496	1 lap	4.482	66.46	1:20.418	9
23	36	A	James CARVEY	- Caterham 7 1600	11	15:38.581	1 lap	15.085	65.39	1:21.960	11
24	114	A	Yolande HUMPHREYS	- Caterham 7/1600	11	15:39.122	1 lap	0.541	65.35	1:22.826	7
25	19	A	Mac McCARTHY	- Tiger Avon/2000	11	15:41.451	1 lap	2.329	65.19	1:23.921	11
26	45	A	Adrian CHAPMAN	- RAW Stricker/1587	10	14:52.754	2 laps	1 lap	62.50	1:26.991	10
NOT CLASSIFIED											
DNF	95	C	Paul WOOLFITT	- Z-Cars Mini/2000	2	3:03.273	10 laps	8 laps	60.89	1:28.030	2
DNF	11	D	Nick STARKEY	- Caterham 7/1600	3	3:56.234	9 laps	0.000	70.86	1:16.316	3
DNF	150	D	Keith CHANTER	- Caterham 7/1600	2	3:43.986	10 laps	1 lap	49.82	1:24.637	1
FASTEST LAP											
69	C	Mark STEWARD	- Tiger RS6/2000		5	1:15.398		74.00 mph		119.10 kph	
23	D	Alvin POWELL	- Ford Mondeo/2000		4	1:11.485		78.05 mph		125.62 kph	
32	B	Jason DAVIES	- Ford Escort/2000		12	1:18.265		71.29 mph		114.74 kph	
66	A	Rhys LLOYD	- Seat Leon/1996		4	1:12.886		76.55 mph		123.20 kph	

Weather / Track : Sunny / Dry

These results are provisional until the conclusion of any judicial and technical matters.

Anglesey Coastal  
Circuit Length = 1.5500 miles  
Start: 13:31 End: 13:48

Clerk of Course :

Timekeeper :

# Welsh Sports & Saloon Cars

## RACE 1 - LAP CHART

Lap 1			Lap 2			Lap 3			Lap 4			Lap 5		
No	Behind	Laptime	No	Behind	Laptime	No	Behind	Laptime	No	Behind	Laptime	No	Behind	Laptime
66		1:17.439	66		1:13.429	66		1:13.106	66		1:12.886	66		1:12.945
63	3.415	1:20.864	23	4.779	1:13.919	23	3.441	1:11.768	23	2.040	1:11.485	23	0.680	1:11.585
3	4.056	1:19.025	63	7.421	1:17.435	69	11.328	1:15.721	69	13.848	1:15.406	69	16.301	1:15.398
23	4.289	1:21.708	3	8.689	1:18.062	63	11.969	1:17.654	63	16.671	1:17.588	63	21.033	1:17.307
11	5.016	1:20.527	69	8.713	1:16.756	11	12.247	1:16.316	50	18.973	1:17.576	50	22.962	1:16.934
69	5.386	1:21.582	11	9.037	1:17.450	3	13.879	1:18.296	3	19.509	1:18.516	3	23.689	1:17.125
50	6.403	1:21.991	50	9.738	1:16.764	50	14.283	1:17.651	48	25.194	1:18.866	48	31.079	1:18.830
48	7.715	1:21.947	48	13.519	1:19.233	48	19.214	1:18.801	112	27.222	1:18.804	112	32.384	1:18.107
35	8.648	1:22.788	35	15.717	1:20.498	112	21.304	1:18.492	51	29.030	1:18.912	51	35.193	1:19.108
112	9.024	1:23.808	112	15.918	1:20.323	51	23.004	1:18.902	91	30.724	1:19.054	91	36.151	1:18.372
16	9.438	1:24.227	51	17.208	1:20.608	35	24.282	1:21.671	35	33.172	1:21.776	25	41.674	1:20.623
150	9.726	1:24.637	25	18.150	1:20.598	91	24.556	1:19.222	25	33.996	1:20.708	32	42.371	1:21.053
51	10.029	1:23.591	91	18.440	1:20.547	25	26.174	1:21.130	32	34.263	1:20.724	35	42.869	1:22.642
25	10.981	1:24.536	32	19.012	1:20.533	32	26.425	1:20.519	28	34.985	1:20.787	28	43.482	1:21.442
91	11.322	1:24.264	28	20.148	1:20.021	28	27.084	1:20.042	199	35.248	1:20.398	199	43.749	1:21.446
32	11.908	1:25.106	199	21.018	1:21.586	199	27.736	1:19.824	99	38.314	1:20.919	99	46.270	1:20.901
199	12.861	1:25.299	99	22.195	1:21.555	99	30.281	1:21.192	128	38.483	1:19.603	128	46.542	1:21.004
28	13.556	1:27.293	132	23.108	1:21.804	132	31.368	1:21.366	132	39.354	1:20.872	109	46.911	1:19.576
99	14.069	1:26.093	128	23.762	1:22.130	128	31.766	1:21.110	109	40.280	1:19.694	132	47.801	1:21.392
132	14.733	1:26.435	146	26.751	1:24.989	109	33.472	1:19.822	151	43.543	1:20.209	151	50.450	1:19.852
128	15.061	1:27.942	109	26.756	1:24.618	151	36.220	1:22.031	146	44.793	1:20.995	146	52.648	1:20.800
146	15.191	1:26.953	151	27.295	1:22.995	146	36.684	1:23.039	16	47.587	1:19.340	16	54.385	1:19.743
109	15.567	1:27.751	95	32.392	1:28.030	16	41.133	1:20.457	19	55.704	1:24.165	19	1:06.822	1:24.063
151	17.729	1:28.344	19	32.676	1:26.969	19	44.425	1:24.855	114	56.008	1:24.111	114	1:07.084	1:24.021
95	17.791	1:30.358	114	33.103	1:27.271	114	44.783	1:24.786	36	58.520	1:23.008	36	1:07.652	1:22.077
19	19.136	1:29.744	16	33.782	1:37.773	36	48.398	1:26.706	45	1:05.974	1:27.255			
114	19.261	1:30.986	36	34.798	1:27.520	45	51.605	1:27.927						
36	20.707	1:29.588	45	36.784	1:29.254									
45	20.959	1:30.112	150	1:13.105	2:16.808									



# Welsh Sports & Saloon Cars

## RACE 1 - LAP CHART

Lap 6			Lap 7			Lap 8			Lap 9			Lap 10		
No	Behind	Laptime	No	Behind	Laptime	No	Behind	Laptime	No	Behind	Laptime	No	Behind	Laptime
66		1:13.125	66		1:14.326	66		1:13.763	66		1:14.682	66		1:15.420
23	0.457	1:12.902	23	0.714	1:14.583	19	1 LAP	1:24.083	146	1 LAP	1:21.429	132	1 LAP	1:21.043
45	1 LAP	1:27.949	19	1 LAP	1:23.986	114	1 LAP	1:22.826	23	16.290	1:14.969	16	1 LAP	1:19.830
69	18.648	1:15.472	36	1 LAP	1:24.373	36	1 LAP	1:23.715	19	1 LAP	1:24.448	151	1 LAP	1:22.158
63	24.729	1:16.821	114	1 LAP	1:25.412	23	16.003	1:29.052	69	24.211	1:17.070	146	1 LAP	1:20.498
50	27.051	1:17.214	69	19.997	1:15.675	69	21.823	1:15.589	114	1 LAP	1:24.843	23	12.805	1:11.935
3	28.234	1:17.670	45	1 LAP	1:28.648	63	30.281	1:17.073	36	1 LAP	1:25.043	69	24.312	1:15.521
48	36.754	1:18.800	63	26.971	1:16.568	50	35.421	1:18.438	63	32.274	1:16.675	114	1 LAP	1:22.859
112	37.340	1:18.081	50	30.746	1:18.021	3	35.978	1:18.374	50	38.290	1:17.551	19	1 LAP	1:24.434
51	41.075	1:19.007	3	31.367	1:17.459	45	1 LAP	1:29.642	3	39.025	1:17.729	36	1 LAP	1:23.289
91	41.933	1:18.907	48	41.316	1:18.888	48	46.579	1:19.026	48	50.828	1:18.931	63	34.190	1:17.336
32	49.591	1:20.345	112	41.922	1:18.908	112	46.910	1:18.751	112	51.512	1:19.284	50	41.005	1:18.135
25	49.613	1:21.064	91	46.529	1:18.922	91	51.797	1:19.031	45	1 LAP	1:28.713	3	41.506	1:17.901
35	50.638	1:20.894	51	46.919	1:20.170	51	52.170	1:19.014	91	56.727	1:19.612	48	54.030	1:18.622
28	50.867	1:20.510	32	54.744	1:19.479	32	59.635	1:18.654	51	56.877	1:19.389	112	54.730	1:18.638
199	51.532	1:20.908	28	55.450	1:18.909	28	1:00.226	1:18.539	32	1:03.602	1:18.649	51	1:00.880	1:19.423
109	54.287	1:20.501	25	58.386	1:23.099	25	1:05.148	1:20.525	28	1:04.770	1:19.226	91	1:02.668	1:21.361
99	55.201	1:22.056	199	58.799	1:21.593	199	1:05.933	1:20.897	25	1:10.725	1:20.259	45	1 LAP	1:27.964
128	55.960	1:22.543	35	59.233	1:22.921	109	1:06.530	1:20.438	109	1:11.314	1:19.466	32	1:06.623	1:18.441
132	55.991	1:21.315	109	59.855	1:19.894	35	1:07.740	1:22.270	199	1:11.934	1:20.683	28	1:07.640	1:18.290
151	57.458	1:20.133	99	1:01.560	1:20.685	99	1:08.601	1:20.804	35	1:13.476	1:20.418			
146	1:00.287	1:20.764	132	1:02.729	1:21.064	128	1:09.430	1:20.200	99	1:13.931	1:20.012			
16	1:00.497	1:19.237	128	1:02.993	1:21.359	132	1:10.028	1:21.062	128	1:15.208	1:20.460			
			151	1:03.536	1:20.404	151	1:10.488	1:20.715						
			16	1:05.601	1:19.430	16	1:11.446	1:19.608						
			146	1:07.433	1:21.472									


# Welsh Sports & Saloon Cars

## RACE 1 - LAP CHART

Lap 11			Lap 12		
No	Behind	Laptime	No	Behind	Laptime
66		1:14.663	66		1:13.559
25	1 LAP	1:20.953	45	2 LAPS	1:26.991
109	1 LAP	1:20.937	25	1 LAP	1:20.124
199	1 LAP	1:20.805	109	1 LAP	1:19.965
16	1 LAP	1:20.016	199	1 LAP	1:19.907
128	1 LAP	1:22.081	23	10.968	1:13.172
132	1 LAP	1:22.410	16	1 LAP	1:19.434
151	1 LAP	1:22.019	128	1 LAP	1:20.370
146	1 LAP	1:20.517	132	1 LAP	1:19.607
23	11.355	1:13.213	151	1 LAP	1:20.735
99	1 LAP	1:36.043	146	1 LAP	1:22.606
69	26.215	1:16.566	69	28.089	1:15.433
35	1 LAP	1:42.923	99	1 LAP	1:23.326
63	38.104	1:18.577	35	1 LAP	1:21.383
114	1 LAP	1:23.232	63	41.230	1:16.685
36	1 LAP	1:22.731	3	48.441	1:18.015
19	1 LAP	1:23.939	36	1 LAP	1:21.960
3	43.985	1:17.142	114	1 LAP	1:23.048
50	44.540	1:18.198	50	50.507	1:19.526
48	57.930	1:18.563	19	1 LAP	1:23.921
112	58.889	1:18.822	48	1:03.865	1:19.494
51	1:05.021	1:18.804	112	1:04.564	1:19.234
91	1:07.667	1:19.662	51	1:10.447	1:18.985
32	1:10.705	1:18.745	91	1:14.243	1:20.135
28	1:11.733	1:18.756	32	1:15.411	1:18.265
			28	1:16.746	1:18.572

# Welsh Sports & Saloon Cars

## RACE 8 - GRID

ROW 15		150	Keith CHANTER				
ROW 14	95	Paul WOOLFITT		11	Nick STARKEY		
ROW 13		45	Adrian CHAPMAN		19	Mac McCARTHY	
ROW 12	114	Yolande HUMPHREYS		36	James CARVEY		
ROW 11		35	Chris THOMAS		99	Paul TROWBRIDGE	
ROW 10	146	Nick PANCISI		151	Fraser ANDREWS		
ROW 9		132	Martin GEE		128	Martin KAY	
ROW 8	16	Mark NICHOLSON		199	Stephen HUMPHREYS		
ROW 7		109	Chris ROME		25	Anthony ALLITT	
ROW 6	28	Rhodri JENKINS		32	Jason DAVIES		
ROW 5		91	Jeremy SNOWDEN		51	Barry CHANTER	
ROW 4	112	Trevor NEWMAN		48	Alwynn MORRIS		
ROW 3		50	Tim HOVERAD		3	Chris ALLANSOIN	
ROW 2	63	Colin CHAPMAN		69	Mark STEWARD		
ROW 1		23	Alvin POWELL		66	Rhys LLOYD	
<b>Pole</b>							
							

Anglesey Coastal  
Circuit Length = 1.5500 miles

Clerk of Course :		Timekeeper :
-------------------	--	--------------

# Welsh Sports & Saloon Cars

## RACE 8 - CLASSIFICATION

POS	NO	CL	NAME	ENTRY	LAPS	TIME	GAP	DIFF	MPH	BEST	ON
1	66	C	Rhys LLOYD	- Seat Leon/1996	13	16:07.423			74.98	1:12.383	4
2	69	C	Mark STEWARD	- Tiger RS6/2000	13	16:23.282	15.859	15.859	73.77	1:14.478	13
3	11	D	Nick STARKEY	- Caterham 7/1600	13	16:23.534	16.111	0.252	73.75	1:13.648	5
4	63	A	Colin CHAPMAN	- Fisher Fury Fireblade	13	16:46.676	39.253	23.142	72.05	1:16.062	9
5	50	A	Tim HOVERAD	- Fisher Fun/919	13	16:50.529	43.106	3.853	71.78	1:16.443	2
6	91	A	Jeremy SNOWDEN	- Z-Cars Mini/2000	13	17:06.692	59.269	16.163	70.65	1:17.456	2
7	32	B	Jason DAVIES	- Ford Escort/2000	13	17:06.901	59.478	0.209	70.64	1:17.552	8
8	16	B	Mark NICHOLSON	- Honda Integra/1797	13	17:26.238	1:18.815	19.337	69.33	1:18.892	3
9	25	B	Anthony ALLITT	- Honda Civic/2000	12	16:13.376	1 lap	1 lap	68.79	1:19.080	3
10	109	A	Chris ROME	- Caterham 7/1600	12	16:13.857	1 lap	0.481	68.75	1:19.098	2
11	128	A	Martin KAY	- Caterham 7/1600	12	16:13.989	1 lap	0.132	68.74	1:18.711	2
12	199	A	Stephen HUMPHREYS	- Caterham 7/1600	12	16:14.168	1 lap	0.179	68.73	1:18.908	2
13	28	B	Rhodri JENKINS	- Honda Civic R/1800	12	16:16.898	1 lap	2.730	68.54	1:18.377	4
14	132	A	Martin GEE	- Caterham Super/1600	12	16:17.540	1 lap	0.642	68.49	1:19.683	4
15	99	B	Paul TROWBRIDGE	- Ginetta G20/1800	12	16:31.538	1 lap	13.998	67.53	1:20.603	7
16	35	C	Chris THOMAS	- Z-Cars Mini/1300	12	16:34.350	1 lap	2.812	67.34	1:21.008	9
17	114	A	Yolande HUMPHREYS	- Caterham 7/1600	12	16:49.486	1 lap	15.136	66.33	1:21.544	9
18	19	A	Mac McCARTHY	- Tiger Avon/2000	12	16:54.221	1 lap	4.735	66.02	1:21.927	9
19	45	A	Adrian CHAPMAN	- RAW Stricker/1587	12	17:08.398	1 lap	14.177	65.11	1:22.682	11

### NOT CLASSIFIED

DNF	23	D	Alvin POWELL	- Ford Mondeo/2000	11	13:30.647	2 laps	1 lap	75.71	1:11.983	2
DNF	51	D	Barry CHANTER	- Caterham Mega Graduate/1600	8	10:35.369	5 laps	3 laps	70.25	1:18.207	2
DNS	3	C	Chris ALLANSOIN	- Z-Cars Mini/1300	0						
DNS	95	C	Paul WOOLFITT	- Z-Cars Mini/2000	0						

### FASTEST LAP

63	A	Colin CHAPMAN	- Fisher Fury Fireblade	9	1:16.062	73.36 mph	118.06 kph
66	C	Rhys LLOYD	- Seat Leon/1996	4	1:12.383	77.09 mph	124.06 kph
32	B	Jason DAVIES	- Ford Escort/2000	8	1:17.552	71.95 mph	115.79 kph
23	D	Alvin POWELL	- Ford Mondeo/2000	2	1:11.983	77.51 mph	124.75 kph

CAR 23 - PLEASE CHECK TIMING TRANSPONDER

Weather / Track : Bright / Dry

These results are provisional until the conclusion of any judicial and technical matters.

Anglesey Coastal  
Circuit Length = 1.5500 miles  
Start: 16:57 End: 17:15

Clerk of Course :		Timekeeper :	
-------------------	--	--------------	--

# Welsh Sports & Saloon Cars

## RACE 8 - LAP CHART

Lap 1			Lap 2			Lap 3			Lap 4			Lap 5		
No	Behind	Laptime	No	Behind	Laptime	No	Behind	Laptime	No	Behind	Laptime	No	Behind	Laptime
66		1:16.019	23		1:11.983	23		1:12.157	23		1:12.804	23		1:12.648
23	0.721	1:16.740	66	0.590	1:13.294	66	1.241	1:12.808	66	0.820	1:12.383	66	0.672	1:12.500
63	3.553	1:19.571	69	5.972	1:14.936	69	9.244	1:15.429	69	11.421	1:14.981	69	13.551	1:14.778
69	3.740	1:19.747	63	8.221	1:17.372	11	11.881	1:14.137	11	13.508	1:14.431	11	14.508	1:13.648
50	4.852	1:20.361	50	8.591	1:16.443	63	13.350	1:17.286	63	17.038	1:16.492	63	21.101	1:16.711
91	6.152	1:20.855	11	9.901	1:14.748	50	13.770	1:17.336	50	17.859	1:16.893	50	22.649	1:17.438
51	7.140	1:21.541	91	10.904	1:17.456	91	16.634	1:17.887	91	22.410	1:18.580	91	28.710	1:18.948
32	7.522	1:21.626	51	12.643	1:18.207	51	19.120	1:18.634	51	24.614	1:18.298	51	30.398	1:18.432
11	7.857	1:19.314	32	13.302	1:18.484	32	19.369	1:18.224	32	24.969	1:18.404	32	30.650	1:18.329
25	9.463	1:22.931	25	15.999	1:19.240	25	22.922	1:19.080	25	30.104	1:19.986	25	37.452	1:19.996
109	9.970	1:23.597	109	16.364	1:19.098	109	23.454	1:19.247	109	30.628	1:19.978	16	37.834	1:19.678
199	10.644	1:23.831	199	16.848	1:18.908	199	23.766	1:19.075	16	30.804	1:18.967	109	38.276	1:20.296
16	11.159	1:24.094	16	17.906	1:19.451	16	24.641	1:18.892	199	31.601	1:20.639	28	38.424	1:19.335
132	11.803	1:24.866	128	18.280	1:18.711	128	25.840	1:19.717	28	31.737	1:18.377	199	40.762	1:21.809
128	12.273	1:25.145	132	19.090	1:19.991	28	26.164	1:19.004	128	33.113	1:20.077	128	40.995	1:20.530
28	12.586	1:26.231	28	19.317	1:19.435	132	27.140	1:20.207	132	34.019	1:19.683	132	41.317	1:19.946
35	13.462	1:26.000	35	22.287	1:21.529	35	32.119	1:21.989	35	41.356	1:22.041	35	50.796	1:22.088
99	14.503	1:26.140	99	23.055	1:21.256	99	32.604	1:21.706	99	41.779	1:21.979	99	51.346	1:22.215
19	15.986	1:27.639	19	26.730	1:23.448	19	38.463	1:23.890	19	48.850	1:23.191	114	59.693	1:23.077
114	16.157	1:27.885	114	27.988	1:24.535	114	38.698	1:22.867	114	49.264	1:23.370	19	1:00.031	1:23.829
45	16.793	1:27.874	45	28.702	1:24.613	45	40.242	1:23.697	45	51.152	1:23.714	45	1:02.545	1:24.041

# Welsh Sports & Saloon Cars

## RACE 8 - LAP CHART

Lap 6			Lap 7			Lap 8			Lap 9			Lap 10		
No	Behind	Laptime	No	Behind	Laptime	No	Behind	Laptime	No	Behind	Laptime	No	Behind	Laptime
23		1:12.058	23		1:13.190	23		1:14.367	23		1:14.229	23		1:13.982
66	1.189	1:12.575	66	1.335	1:13.336	66	0.038	1:13.070	66	0.525	1:14.716	66	0.303	1:13.760
69	16.434	1:14.941	45	1 LAP	1:25.774	114	1 LAP	1:23.134	99	1 LAP	1:22.676	132	1 LAP	1:21.548
11	16.689	1:14.239	69	18.962	1:15.718	19	1 LAP	1:22.783	35	1 LAP	1:22.424	99	1 LAP	1:21.234
63	26.259	1:17.216	11	19.204	1:15.705	45	1 LAP	1:23.965	114	1 LAP	1:22.241	35	1 LAP	1:21.008
50	27.844	1:17.253	63	29.851	1:16.782	69	19.684	1:15.089	19	1 LAP	1:22.150	114	1 LAP	1:21.544
91	35.802	1:19.150	50	32.294	1:17.640	11	19.885	1:15.048	11	20.328	1:14.672	19	1 LAP	1:21.927
51	37.181	1:18.841	91	41.032	1:18.420	63	32.242	1:16.758	69	21.710	1:16.255	11	21.631	1:15.285
32	37.630	1:19.038	51	42.961	1:18.970	50	35.225	1:17.298	45	1 LAP	1:26.332	69	22.384	1:14.656
25	45.039	1:19.645	32	43.244	1:18.804	91	45.542	1:18.877	63	34.075	1:16.062	63	37.369	1:17.276
16	45.541	1:19.765	25	52.474	1:20.625	32	46.429	1:17.552	50	37.847	1:16.851	45	1 LAP	1:26.808
28	45.786	1:19.420	28	52.959	1:20.363	51	47.483	1:18.889	91	49.762	1:18.449	50	41.215	1:17.350
109	46.502	1:20.284	16	53.245	1:20.894	25	57.735	1:19.628	32	50.146	1:17.946	91	54.118	1:18.338
128	49.104	1:20.167	109	53.715	1:20.403	16	58.033	1:19.155	25	1:03.102	1:19.596	32	54.592	1:18.428
199	49.654	1:20.950	199	55.794	1:19.330	28	58.427	1:19.835	16	1:03.351	1:19.547	16	1:08.261	1:18.892
132	50.197	1:20.938	128	56.633	1:20.719	109	59.003	1:19.655	28	1:03.677	1:19.479	25	1:10.224	1:21.104
99	1:00.739	1:21.451	132	56.807	1:19.800	199	1:00.787	1:19.360	109	1:04.345	1:19.571	28	1:10.499	1:20.804
35	1:01.791	1:23.053	99	1:08.152	1:20.603	128	1:01.376	1:19.110	199	1:06.933	1:20.375	109	1:11.011	1:20.648
114	1:09.511	1:21.876	35	1:10.526	1:21.925	132	1:08.178	1:25.738	128	1:07.025	1:19.878	199	1:14.314	1:21.363
19	1:10.385	1:22.412										128	1:14.355	1:21.312

# Welsh Sports & Saloon Cars

## RACE 8 - LAP CHART

Lap 11			Lap 12			Lap 13		
No	Behind	Laptime	No	Behind	Laptime	No	Behind	Laptime
23		1:14.550	66		1:20.202	66		1:15.839
66	0.735	1:14.982	25	1 LAP	1:25.264	25	1 LAP	1:21.791
132	1 LAP	1:19.785	109	1 LAP	1:25.924	109	1 LAP	1:20.825
99	1 LAP	1:21.115	128	1 LAP	1:23.010	128	1 LAP	1:20.527
35	1 LAP	1:21.786	199	1 LAP	1:24.491	199	1 LAP	1:19.266
69	23.314	1:15.480	28	1 LAP	1:30.417	28	1 LAP	1:19.885
11	23.623	1:16.542	132	1 LAP	1:20.066	132	1 LAP	1:20.077
114	1 LAP	1:23.069	99	1 LAP	1:21.748	69	15.859	1:14.478
19	1 LAP	1:22.670	69	17.220	1:14.843	11	16.111	1:14.425
63	40.059	1:17.240	11	17.525	1:14.839	99	1 LAP	1:23.094
50	44.454	1:17.789	35	1 LAP	1:23.648	35	1 LAP	1:21.439
45	1 LAP	1:23.615	114	1 LAP	1:22.890	63	39.253	1:18.574
91	57.963	1:18.395	19	1 LAP	1:22.710	114	1 LAP	1:26.768
32	58.579	1:18.537	63	36.518	1:17.396	50	43.106	1:17.957
16	1:13.707	1:19.996	50	40.988	1:17.471	19	1 LAP	1:31.267
			45	1 LAP	1:22.682	91	59.269	1:19.543
			91	55.565	1:18.539	32	59.478	1:19.332
			32	55.985	1:18.343	45	1 LAP	1:28.406
			16	1:13.022	1:20.252	16	1:18.815	1:21.632

# Welsh Sports Saloon Cars

## QUALIFYING - RACE 15 - CLASSIFICATION

POS	NO	CL	NAME	ENTRY	TIME	ON	LAPS	GAP	DIFF	MPH
1	66	C	Rhys LLOYD	- Seat Leon/1996	1:35.282	4	7			79.34
2	75	A	Joachim RITTER	- Ginetta G50/3500	1:36.366	7	9	1.084	1.084	78.45
3	69	C	Mark STEWARD	- Tiger RS6/2000	1:36.704	6	6	1.422	0.338	78.17
4	11	D	Nick STARKEY	- Caterham 7/1600	1:37.377	3	5	2.095	0.673	77.63
5	50	A	Tim HOVERAD	- Fisher Fun/919	1:39.784	9	9	4.502	2.407	75.76
6	3	C	Chris ALLANSOIN	- Z-Cars Mini/1300	1:39.931	7	7	4.649	0.147	75.65
7	63	A	Colin CHAPMAN	- Fisher Fury Fireblade	1:40.367	8	9	5.085	0.436	75.32
8	51	D	Barry CHANTER	- Caterham Mega Graduate/1600	1:42.150	5	8	6.868	1.783	74.00
9	32	B	Jason DAVIES	- Ford Escort/2000	1:42.601	5	9	7.319	0.451	73.68
10	48	A	Alwynn MORRIS	- Caterham Mega/1600	1:42.863	4	6	7.581	0.262	73.49
11	112	A	Trevor NEWMAN	- Caterham Super/1600	1:43.302	4	5	8.020	0.439	73.18
12	132	A	Martin GEE	- Caterham Super/1600	1:44.128	4	9	8.846	0.826	72.60
13	35	C	Chris THOMAS	- Z-Cars Mini/1300	1:44.210	9	9	8.928	0.082	72.54
14	99	B	Paul TROWBRIDGE	- Ginetta G20/1800	1:44.425	7	9	9.143	0.215	72.39
15	151	A	Fraser ANDREWS	- Caterham Super/1600	1:44.507	6	8	9.225	0.082	72.33
16	16	B	Mark NICHOLSON	- Honda Integra/1797	1:44.514	4	8	9.232	0.007	72.33
17	146	A	Nick PANCISI	- Caterham Super/1600	1:45.821	6	8	10.539	1.307	71.44
18	114	A	Yolande HUMPHREYS	- Caterham 7/1600	1:46.008	5	8	10.726	0.187	71.31
19	25	B	Anthony ALLITT	- Honda Civic/2000	1:46.211	8	8	10.929	0.203	71.17
20	199	A	Stephen HUMPHREYS	- Caterham 7/1600	1:46.570	8	8	11.288	0.359	70.93
21	36	A	James CARVEY	- Caterham 7 1600	1:46.655	7	8	11.373	0.085	70.88
22	95	C	Paul WOOLFITT	- Z-Cars Mini/2000	1:47.106	2	3	11.824	0.451	70.58
23	45	A	Adrian CHAPMAN	- RAW Stricker/1587	1:47.371	8	8	12.089	0.265	70.40
24	19	A	Mac McCARTHY	- Tiger Avon/2000	1:51.688	2	5	16.406	4.317	67.68

Weather / Track : Bright / Dry

These results are provisional until the conclusion of any judicial and technical matters.

Anglesey International  
Circuit Length = 2.1000 miles  
Start: 12:07 End: 12:24

Clerk of Course :

Timekeeper :



# Welsh Sports Saloon Cars

## QUALIFYING - RACE 15 - LAP ANALYSIS

<b>3</b>	<b>Chris ALLANSON</b>		Z-Cars Mini/1300				
1 -	1:46.632	+ 6.701	12:09:32.035	5 -	1:40.218	+ 0.287	12:16:16.213
2 -	1:43.199	+ 3.268	12:11:15.234	6 -	1:41.175	+ 1.244	12:17:57.388
3 -	1:40.812	+ 0.881	12:12:56.046	7 -	<b>1:39.931</b>		<b>12:19:37.319</b>
4 -	1:39.949	+ 0.018	12:14:35.995				
<b>11</b>	<b>Nick STARKEY</b>		Caterham 7/1600				
1 -	1:37.488	+ 0.111	12:13:34.867	4 -	1:37.976	+ 0.599	12:18:27.882
2 -	1:37.662	+ 0.285	12:15:12.529	5 -	1:38.077	+ 0.700	12:20:05.959
3 -	<b>1:37.377</b>		<b>12:16:49.906</b>				
<b>16</b>	<b>Mark NICHOLSON</b>		Honda Integra/1797				
1 -	2:00.495	+ 15.981	12:09:39.074	5 -	1:46.826	+ 2.312	12:16:45.343
2 -	1:50.274	+ 5.760	12:11:29.348	6 -	1:55.788	+ 11.274	12:18:41.131
3 -	1:44.655	+ 0.141	12:13:14.003	7 -	1:49.187	+ 4.673	12:20:30.318
4 -	<b>1:44.514</b>		<b>12:14:58.517</b>	8 -	1:49.328	+ 4.814	12:22:19.646
<b>19</b>	<b>Mac McCARTHY</b>		Tiger Avon/2000				
1 -	1:53.288	+ 1.600	12:09:59.934	4 -	1:52.858	+ 1.170	12:15:36.562
2 -	<b>1:51.688</b>		<b>12:11:51.622</b>	5 -	1:54.292	+ 2.604	12:17:30.854
3 -	1:52.082	+ 0.394	12:13:43.704				
<b>25</b>	<b>Anthony ALLITT</b>		Honda Civic/2000				
1 -	1:59.205	+ 12.994	12:09:34.747	5 -	1:46.500	+ 0.289	12:16:54.854
2 -	1:50.670	+ 4.459	12:11:25.417	6 -	1:47.705	+ 1.494	12:18:42.559
3 -	1:50.992	+ 4.781	12:13:16.409	7 -	1:46.754	+ 0.543	12:20:29.313
4 -	1:51.945	+ 5.734	12:15:08.354	8 -	<b>1:46.211</b>		<b>12:22:15.524</b>
<b>32</b>	<b>Jason DAVIES</b>		Ford Escort/2000				
1 -	1:50.530	+ 7.929	12:09:21.535	6 -	1:43.679	+ 1.078	12:17:58.956
2 -	1:44.845	+ 2.244	12:11:06.380	7 -	1:43.500	+ 0.899	12:19:42.456
3 -	1:43.221	+ 0.620	12:12:49.601	8 -	1:43.793	+ 1.192	12:21:26.249
4 -	1:43.075	+ 0.474	12:14:32.676	9 -	1:43.299	+ 0.698	12:23:09.548
5 -	<b>1:42.601</b>		<b>12:16:15.277</b>				
<b>35</b>	<b>Chris THOMAS</b>		Z-Cars Mini/1300				
1 -	1:52.613	+ 8.403	12:09:37.545	6 -	1:44.828	+ 0.618	12:18:24.998
2 -	1:46.843	+ 2.633	12:11:24.388	7 -	1:45.029	+ 0.819	12:20:10.027
3 -	1:45.378	+ 1.168	12:13:09.766	8 -	1:45.067	+ 0.857	12:21:55.094
4 -	1:45.618	+ 1.408	12:14:55.384	9 -	<b>1:44.210</b>		<b>12:23:39.304</b>
5 -	1:44.786	+ 0.576	12:16:40.170				
<b>36</b>	<b>James CARVEY</b>		Caterham 7 1600				
1 -	2:03.021	+ 16.366	12:09:47.543	5 -	1:47.748	+ 1.093	12:17:17.056
2 -	1:48.771	+ 2.116	12:11:36.314	6 -	1:47.591	+ 0.936	12:19:04.647
3 -	2:05.110	+ 18.455	12:13:41.424	7 -	<b>1:46.655</b>		<b>12:20:51.302</b>
4 -	1:47.884	+ 1.229	12:15:29.308	8 -	1:49.128	+ 2.473	12:22:40.430
<b>45</b>	<b>Adrian CHAPMAN</b>		RAW Stricker/1587				
1 -	2:00.570	+ 13.199	12:09:25.051	5 -	1:51.317	+ 3.946	12:16:49.271
2 -	1:53.086	+ 5.715	12:11:18.137	6 -	1:54.238	+ 6.867	12:18:43.509
3 -	1:49.623	+ 2.252	12:13:07.760	7 -	1:49.275	+ 1.904	12:20:32.784
4 -	1:50.194	+ 2.823	12:14:57.954	8 -	<b>1:47.371</b>		<b>12:22:20.155</b>
<b>48</b>	<b>Alwynn MORRIS</b>		Caterham Mega/1600				
1 -	2:11.109	+ 28.246	12:13:28.484	4 -	<b>1:42.863</b>		<b>12:18:40.362</b>
2 -	1:44.718	+ 1.855	12:15:13.202	5 -	1:43.689	+ 0.826	12:20:24.051
3 -	1:44.297	+ 1.434	12:16:57.499	6 -	1:53.474	+ 10.611	12:22:17.525
<b>50</b>	<b>Tim HOVERAD</b>		Fisher Fun/919				
1 -	1:51.600	+ 11.816	12:09:13.276	6 -	1:40.268	+ 0.484	12:17:39.136
2 -	1:41.741	+ 1.957	12:10:55.017	7 -	1:39.956	+ 0.172	12:19:19.092

Weather / Track : Bright / Dry

# Welsh Sports Saloon Cars

## QUALIFYING - RACE 15 - LAP ANALYSIS

3 -	1:41.107	+ 1.323	12:12:36.124	8 -	1:40.522	+ 0.738	12:20:59.614
4 -	1:42.040	+ 2.256	12:14:18.164	9 -	<b>1:39.784</b>		<b>12:22:39.398</b>
5 -	1:40.704	+ 0.920	12:15:58.868				
<b>51</b>	<b>Barry CHANTER</b>		<b>Caterham Mega Graduate/1600</b>				
1 -	1:47.757	+ 5.607	12:09:35.723	5 -	<b>1:42.150</b>		<b>12:16:26.765</b>
2 -	1:42.594	+ 0.444	12:11:18.317	6 -	1:42.303	+ 0.153	12:18:09.068
3 -	1:43.264	+ 1.114	12:13:01.581	7 -	1:42.198	+ 0.048	12:19:51.266
4 -	1:43.034	+ 0.884	12:14:44.615	8 -	1:43.068	+ 0.918	12:21:34.334
<b>63</b>	<b>Colin CHAPMAN</b>		<b>Fisher Fury Fireblade</b>				
1 -	1:47.290	+ 6.923	12:09:10.035	6 -	1:40.445	+ 0.078	12:17:34.481
2 -	1:41.311	+ 0.944	12:10:51.346	7 -	1:40.604	+ 0.237	12:19:15.085
3 -	1:41.234	+ 0.867	12:12:32.580	8 -	<b>1:40.367</b>		<b>12:20:55.452</b>
4 -	1:40.646	+ 0.279	12:14:13.226	9 -	1:41.196	+ 0.829	12:22:36.648
5 -	1:40.810	+ 0.443	12:15:54.036				
<b>66</b>	<b>Rhys LLOYD</b>		<b>Seat Leon/1996</b>				
1 -	1:45.226	+ 9.944	12:09:24.814	5 -	5:28.150	+ 3:52.868	12:19:42.612
2 -	1:38.279	+ 2.997	12:11:03.093	6 -	1:35.914	+ 0.632	12:21:18.526
3 -	1:36.087	+ 0.805	12:12:39.180	7 -	1:35.923	+ 0.641	12:22:54.449
4 -	<b>1:35.282</b>		<b>12:14:14.462</b>				
<b>69</b>	<b>Mark STEWARD</b>		<b>Tiger RS6/2000</b>				
1 -	1:44.196	+ 7.492	12:09:08.720	4 -	1:37.848	+ 1.144	12:14:03.278
2 -	1:38.842	+ 2.138	12:10:47.562	5 -	1:38.181	+ 1.477	12:15:41.459
3 -	1:37.868	+ 1.164	12:12:25.430	6 -	<b>1:36.704</b>		<b>12:17:18.163</b>
<b>75</b>	<b>Joachim RITTER</b>		<b>Ginetta G50/3500</b>				
1 -	1:46.101	+ 9.735	12:09:43.799	6 -	1:38.652	+ 2.286	12:17:56.839
2 -	1:41.868	+ 5.502	12:11:25.667	7 -	<b>1:36.366</b>		<b>12:19:33.205</b>
3 -	1:38.540	+ 2.174	12:13:04.207	8 -	1:36.579	+ 0.213	12:21:09.784
4 -	1:36.795	+ 0.429	12:14:41.002	9 -	1:46.776	+ 10.410	12:22:56.560
5 -	1:37.185	+ 0.819	12:16:18.187				
<b>95</b>	<b>Paul WOOLFITT</b>		<b>Z-Cars Mini/2000</b>				
1 -	1:54.575	+ 7.469	12:09:46.575	3 -	1:47.374	+ 0.268	12:13:21.055
2 -	<b>1:47.106</b>		<b>12:11:33.681</b>				
<b>99</b>	<b>Paul TROWBRIDGE</b>		<b>Ginetta G20/1800</b>				
1 -	1:53.319	+ 8.894	12:09:27.450	6 -	1:45.028	+ 0.603	12:18:22.947
2 -	1:48.850	+ 4.425	12:11:16.300	7 -	<b>1:44.425</b>		<b>12:20:07.372</b>
3 -	1:47.078	+ 2.653	12:13:03.378	8 -	1:45.487	+ 1.062	12:21:52.859
4 -	1:47.397	+ 2.972	12:14:50.775	9 -	1:44.807	+ 0.382	12:23:37.666
5 -	1:47.144	+ 2.719	12:16:37.919				
<b>112</b>	<b>Trevor NEWMAN</b>		<b>Caterham Super/1600</b>				
1 -	1:48.152	+ 4.850	12:09:46.929	4 -	<b>1:43.302</b>		<b>12:15:00.123</b>
2 -	1:44.421	+ 1.119	12:11:31.350	5 -	1:43.945	+ 0.643	12:16:44.068
3 -	1:45.471	+ 2.169	12:13:16.821				
<b>114</b>	<b>Yolande HUMPHREYS</b>		<b>Caterham 7/1600</b>				
1 -	1:49.702	+ 3.694	12:09:40.127	5 -	<b>1:46.008</b>		<b>12:16:50.487</b>
2 -	1:50.881	+ 4.873	12:11:31.008	6 -	1:47.989	+ 1.981	12:18:38.476
3 -	1:46.684	+ 0.676	12:13:17.692	7 -	2:01.973	+ 15.965	12:20:40.449
4 -	1:46.787	+ 0.779	12:15:04.479	8 -	1:47.764	+ 1.756	12:22:28.213
<b>132</b>	<b>Martin GEE</b>		<b>Caterham Super/1600</b>				
1 -	1:48.357	+ 4.229	12:09:48.126	6 -	1:47.060	+ 2.932	12:18:36.928
2 -	1:46.624	+ 2.496	12:11:34.750	7 -	1:45.725	+ 1.597	12:20:22.653
3 -	1:45.184	+ 1.056	12:13:19.934	8 -	1:44.685	+ 0.557	12:22:07.338
4 -	<b>1:44.128</b>		<b>12:15:04.062</b>	9 -	1:49.694	+ 5.566	12:23:57.032
5 -	1:45.806	+ 1.678	12:16:49.868				


## Welsh Sports Saloon Cars

### QUALIFYING - RACE 15 - LAP ANALYSIS

<b>146</b>	<b>Nick PANCISI</b>		<b>Caterham Super/1600</b>				
1 -	1:50.534	+ 4.713	12:09:52.524	5 -	1:46.463	+ 0.642	12:17:02.392
2 -	1:47.351	+ 1.530	12:11:39.875	6 -	<b>1:45.821</b>		<b>12:18:48.213</b>
3 -	1:47.027	+ 1.206	12:13:26.902	7 -	1:45.954	+ 0.133	12:20:34.167
4 -	1:49.027	+ 3.206	12:15:15.929	8 -	1:46.545	+ 0.724	12:22:20.712
<b>151</b>	<b>Fraser ANDREWS</b>		<b>Caterham Super/1600</b>				
1 -	1:49.946	+ 5.439	12:09:55.969	5 -	1:45.130	+ 0.623	12:17:00.119
2 -	1:46.024	+ 1.517	12:11:41.993	6 -	<b>1:44.507</b>		<b>12:18:44.626</b>
3 -	1:45.580	+ 1.073	12:13:27.573	7 -	1:46.777	+ 2.270	12:20:31.403
4 -	1:47.416	+ 2.909	12:15:14.989	8 -	1:45.964	+ 1.457	12:22:17.367
<b>199</b>	<b>Stephen HUMPHREYS</b>		<b>Caterham 7/1600</b>				
1 -	1:50.488	+ 3.918	12:09:39.680	5 -	1:46.766	+ 0.196	12:16:51.114
2 -	1:50.409	+ 3.839	12:11:30.089	6 -	2:00.999	+ 14.429	12:18:52.113
3 -	1:47.229	+ 0.659	12:13:17.318	7 -	1:54.511	+ 7.941	12:20:46.624
4 -	1:47.030	+ 0.460	12:15:04.348	8 -	<b>1:46.570</b>		<b>12:22:33.194</b>

# Welsh Sports & Saloon Cars

## RACE 15 - GRID

ROW 12	1:51.688 19 Mac McCARTHY	1:47.371 45 Adrian CHAPMAN
ROW 11	1:47.106 95 Paul WOOLFITT	1:46.655 36 James CARVEY
ROW 10	1:46.570 199 Stephen HUMPHREYS	1:46.211 25 Anthony ALLITT
ROW 9	1:46.008 114 Yolande HUMPHREYS	1:45.821 146 Nick PANCISI
ROW 8	1:44.514 16 Mark NICHOLSON	1:44.507 151 Fraser ANDREWS
ROW 7	1:44.425 99 Paul TROWBRIDGE	1:44.210 35 Chris THOMAS
ROW 6	1:44.128 132 Martin GEE	1:43.302 112 Trevor NEWMAN
ROW 5	1:42.863 48 Alwynn MORRIS	1:42.601 32 Jason DAVIES
ROW 4	1:42.150 51 Barry CHANTER	1:40.367 63 Colin CHAPMAN
ROW 3	1:39.931 3 Chris ALLANSON	1:39.784 50 Tim HOVERAD
ROW 2	1:37.377 11 Nick STARKEY	1:36.704 69 Mark STEWARD
ROW 1	1:36.366 75 Joachim RITTER	1:35.282 66 Rhys LLOYD
<b>Pole</b>		
		

Anglesey International  
Circuit Length = 2.1000 miles

**These results are provisional until the conclusion of any judicial and technical matters.**

Clerk of Course :	Timekeeper :
-------------------	--------------

# Welsh Sports & Saloon Cars

## RACE 15 - CLASSIFICATION

POS	NO	CL	NAME	ENTRY	LAPS	TIME	GAP	DIFF	MPH	BEST	ON
1	66	C	Rhys LLOYD	- Seat Leon/1996	10	16:04.113			78.41	1:35.372	8
2	75	A	Joachim RITTER	- Ginetta G50/3500	10	16:12.231	8.118	8.118	77.75	1:35.203	7
3	69	C	Mark STEWARD	- Tiger RS6/2000	10	16:23.054	18.941	10.823	76.90	1:35.754	7
4	11	D	Nick STARKEY	- Caterham 7/1600	10	16:40.815	36.702	17.761	75.53	1:37.613	5
5	63	A	Colin CHAPMAN	- Fisher Fury Fireblade	10	16:49.624	45.511	8.809	74.87	1:39.926	8
6	50	A	Tim HOVERAD	- Fisher Fun/919	10	16:53.793	49.680	4.169	74.57	1:40.073	6
7	51	D	Barry CHANTER	- Caterham Mega Graduate/1600	10	17:07.251	1:03.138	13.458	73.59	1:41.579	3
8	48	A	Alwynn MORRIS	- Caterham Mega/1600	10	17:15.825	1:11.712	8.574	72.98	1:42.126	4
9	32	B	Jason DAVIES	- Ford Escort/2000	10	17:16.095	1:11.982	0.270	72.96	1:42.198	10
10	16	B	Mark NICHOLSON	- Honda Integra/1797	10	17:25.358	1:21.245	9.263	72.31	1:43.080	6
11	99	B	Paul TROWBRIDGE	- Ginetta G20/1800	10	17:31.184	1:27.071	5.826	71.91	1:43.361	5
12	25	B	Anthony ALLITT	- Honda Civic/2000	10	17:43.420	1:39.307	12.236	71.09	1:44.814	7
13	199	A	Stephen HUMPHREYS	- Caterham 7/1600	10	17:44.388	1:40.275	0.968	71.02	1:44.624	4
14	132	A	Martin GEE	- Caterham Super/1600	10	17:44.803	1:40.690	0.415	70.99	1:44.019	7
15	146	A	Nick PANCISI	- Caterham Super/1600	10	17:45.196	1:41.083	0.393	70.97	1:44.896	6
16	114	A	Yolande HUMPHREYS	- Caterham 7/1600	10	17:46.092	1:41.979	0.896	70.91	1:44.847	6
17	36	A	James CARVEY	- Caterham 7 1600	9	16:11.601	1 lap	1 lap	70.02	1:44.561	5
18	45	A	Adrian CHAPMAN	- RAW Stricker/1587	9	17:13.801	1 lap	1:02.200	65.81	1:52.022	9
NOT CLASSIFIED											
DNF	19	A	Mac McCARTHY	- Tiger Avon/2000	7	12:55.014	3 laps	2 laps	68.28	1:47.729	2
FASTEST LAP											
11	D		Nick STARKEY	- Caterham 7/1600	5	1:37.613			77.44 mph	124.64 kph	
32	B		Jason DAVIES	- Ford Escort/2000	10	1:42.198			73.97 mph	119.04 kph	
75	A		Joachim RITTER	- Ginetta G50/3500	7	1:35.203			79.40 mph	127.79 kph	
66	C		Rhys LLOYD	- Seat Leon/1996	8	1:35.372			79.26 mph	127.56 kph	

Weather / Track : Cloudy / Dry

These results are provisional until the conclusion of any judicial and technical matters.

Anglesey International  
Circuit Length = 2.1000 miles  
Start: 16:24 End: 16:42

Clerk of Course :

Timekeeper :

# Welsh Sports & Saloon Cars

## RACE 15 - LAP CHART

Lap 1			Lap 2			Lap 3			Lap 4			Lap 5		
No	Behind	Laptime	No	Behind	Laptime	No	Behind	Laptime	No	Behind	Laptime	No	Behind	Laptime
11		1:40.267	66		1:37.107	66		1:35.459	66		1:35.452	66		1:35.410
66	0.344	1:40.612	11	1.741	1:39.192	69	4.108	1:37.793	69	6.151	1:37.495	75	7.850	1:36.765
69	0.901	1:40.995	69	1.774	1:38.324	75	5.337	1:38.888	75	6.495	1:36.610	69	8.563	1:37.822
75	1.299	1:41.567	75	1.908	1:38.060	11	9.382	1:43.100	11	12.856	1:38.926	11	15.059	1:37.613
50	3.556	1:42.991	63	7.996	1:41.285	63	12.667	1:40.130	63	18.019	1:40.804	63	23.170	1:40.561
63	4.162	1:43.216	50	9.490	1:43.385	50	15.772	1:41.741	50	20.884	1:40.564	50	26.373	1:40.899
48	6.030	1:44.434	51	10.994	1:42.222	51	17.114	1:41.579	51	23.402	1:41.740	51	30.183	1:42.191
51	6.223	1:45.251	48	11.374	1:42.795	48	18.190	1:42.275	48	24.864	1:42.126	48	31.673	1:42.219
32	7.574	1:46.176	32	13.051	1:42.928	32	19.882	1:42.290	32	27.127	1:42.697	32	34.022	1:42.305
132	9.877	1:48.092	16	16.632	1:44.007	16	25.666	1:44.493	16	33.850	1:43.636	16	41.856	1:43.416
16	10.076	1:47.148	132	18.229	1:45.803	99	28.087	1:44.920	99	37.578	1:44.943	99	45.529	1:43.361
99	10.863	1:48.335	99	18.626	1:45.214	132	28.908	1:46.138	132	38.197	1:44.741	199	48.483	1:45.474
199	11.381	1:48.055	199	19.404	1:45.474	199	29.247	1:45.302	199	38.419	1:44.624	132	49.966	1:47.179
146	12.602	1:49.455	25	20.875	1:45.144	25	31.049	1:45.633	25	41.230	1:45.633	25	51.382	1:45.562
25	13.182	1:49.675	146	21.759	1:46.608	146	32.056	1:45.756	146	42.976	1:46.372	146	52.645	1:45.079
114	13.768	1:50.745	114	22.254	1:45.937	114	32.651	1:45.856	114	43.486	1:46.287	114	53.230	1:45.154
19	14.553	1:50.735	19	24.831	1:47.729	36	36.644	1:46.690	36	47.039	1:45.847	36	56.190	1:44.561
36	15.370	1:51.113	36	25.413	1:47.494	19	37.400	1:48.028	19	49.950	1:48.002	19	1:03.773	1:49.233
45	18.106	1:53.949	45	37.335	1:56.680	45	57.462	1:55.586	45	1:14.736	1:52.726	45	1:33.224	1:53.898

# Welsh Sports & Saloon Cars

## RACE 15 - LAP CHART

Lap 6			Lap 7			Lap 8			Lap 9			Lap 10		
No	Behind	Laptime	No	Behind	Laptime	No	Behind	Laptime	No	Behind	Laptime	No	Behind	Laptime
66		1:35.704	66		1:35.928	66		1:35.372	66		1:35.527	66		1:36.013
75	8.516	1:36.370	75	7.791	1:35.203	19	1 LAP	1:53.090	75	8.556	1:35.817	36	1 LAP	1:47.560
69	8.883	1:36.024	69	8.709	1:35.754	75	8.266	1:35.847	69	14.612	1:39.876	75	8.118	1:35.575
11	18.043	1:38.688	45	1 LAP	1:54.145	69	10.263	1:36.926	11	32.078	1:40.430	69	18.941	1:40.342
63	27.536	1:40.070	11	21.967	1:39.852	11	27.175	1:40.580	63	41.035	1:40.256	11	36.702	1:40.637
50	30.742	1:40.073	63	31.752	1:40.144	45	1 LAP	1:55.674	50	45.581	1:41.177	63	45.511	1:40.489
51	37.134	1:42.655	50	34.990	1:40.176	63	36.306	1:39.926	45	1 LAP	1:53.167	50	49.680	1:40.112
48	38.129	1:42.160	51	43.456	1:42.250	50	39.931	1:40.313	51	57.010	1:42.285	51	1:03.138	1:42.141
32	41.691	1:43.373	48	44.493	1:42.292	51	50.252	1:42.168	48	1:05.462	1:43.003	45	1 LAP	1:52.022
16	49.232	1:43.080	32	49.884	1:44.121	48	57.986	1:48.865	32	1:05.797	1:42.245	48	1:11.712	1:42.263
99	54.137	1:44.312	16	56.610	1:43.306	32	59.079	1:44.567	16	1:13.314	1:43.337	32	1:11.982	1:42.198
199	57.824	1:45.045	99	1:02.414	1:44.205	16	1:05.504	1:44.266	99	1:19.422	1:43.918	16	1:21.245	1:43.944
132	59.110	1:44.848	132	1:07.201	1:44.019	99	1:11.031	1:43.989	25	1:30.080	1:45.631	99	1:27.071	1:43.662
25	1:01.097	1:45.419	199	1:07.372	1:45.476	199	1:19.542	1:47.542	199	1:30.795	1:46.780	25	1:39.307	1:45.240
146	1:01.837	1:44.896	25	1:09.983	1:44.814	132	1:19.817	1:47.988	132	1:31.419	1:47.129	199	1:40.275	1:45.493
114	1:02.373	1:44.847	146	1:11.235	1:45.326	25	1:19.976	1:45.365	146	1:31.838	1:46.547	132	1:40.690	1:45.284
36	1:10.367	1:49.881	114	1:11.475	1:45.030	146	1:20.818	1:44.955	114	1:32.782	1:46.407	146	1:41.083	1:45.258
19	1:20.651	1:52.582	36	1:21.163	1:46.724	114	1:21.902	1:45.799				114	1:41.979	1:45.210
						36	1:31.468	1:45.677						

# Tiger Sportscars

## QUALIFYING - RACE 2 - CLASSIFICATION

POS	NO	CL	NAME	ENTRY	TIME	ON	LAPS	GAP	DIFF	MPH
1	11	I	Nick STARKEY	- Tiger "one off" 2000	1:17.326	3	11			72.16
2	7	C	Mark STEWARD	- Tiger R6/2000	1:18.051	6	7	0.725	0.725	71.49
3	6	C	Paul DUDLEY	- Tiger R6/2000	1:18.233	5	11	0.907	0.182	71.32
4	39	C	Stewart FENTON	- Tiger R6/2000	1:18.663	7	11	1.337	0.430	70.93
5	32	A	Ryan SLANLEY-SMITH	- Tiger R6/2000	1:19.042	6	11	1.716	0.379	70.59
6	58	A	Mick GRANT	- Tiger R6/2000	1:20.226	6	10	2.900	1.184	69.55
7	91	B	Steve QUENBY	- Tiger R6/2000	1:21.808	4	10	4.482	1.582	68.20
8	27	B	Garry LAPINSKIS	- Tiger R6/2000	1:22.046	5	11	4.720	0.238	68.01
9	99	A	Mac McCARTHY	- Tiger R6/2000	1:25.521	9	9	8.195	3.475	65.24
10	70	B	Michael PEARCE	- Tiger R6/2000	1:25.589	8	10	8.263	0.068	65.19
11	22	B	James CASTRO	- Tiger R6/2000	1:26.700	10	10	9.374	1.111	64.36
12	17	B	Chris BROOKS	- Tiger R6/2000	1:30.247	3	10	12.921	3.547	61.83

Weather / Track : Bright / Dry

These results are provisional until the conclusion of any judicial and technical matters.

Anglesey Coastal  
Circuit Length = 1.5500 miles  
Start: 10:34 End: 10:50

Clerk of Course :

Timekeeper :



# Tiger Sportscars

## QUALIFYING - RACE 2 - LAP ANALYSIS

<b>6</b>	<b>Paul DUDLEY</b> Tiger R6/2000						
1 -	1:37.311	+ 19.078	10:36:40.329	7 -	1:19.233	+ 1.000	10:44:52.586
2 -	1:34.913	+ 16.680	10:38:15.242	8 -	1:18.994	+ 0.761	10:46:11.580
3 -	1:20.775	+ 2.542	10:39:36.017	9 -	1:18.922	+ 0.689	10:47:30.502
4 -	1:20.182	+ 1.949	10:40:56.199	10 -	1:24.268	+ 6.035	10:48:54.770
5 -	<b>1:18.233</b>		<b>10:42:14.432</b>	11 -	1:20.858	+ 2.625	10:50:15.628
6 -	1:18.921	+ 0.688	10:43:33.353				
<b>7</b>	<b>Mark STEWARD</b> Tiger R6/2000						
1 -	1:21.774	+ 3.723	10:36:29.302	5 -	1:19.119	+ 1.068	10:46:54.317
2 -	1:19.515	+ 1.464	10:37:48.817	6 -	<b>1:18.051</b>		<b>10:48:12.368</b>
3 -	1:18.722	+ 0.671	10:39:07.539	7 -	1:18.935	+ 0.884	10:49:31.303
4 -	6:27.659	+ 5:09.608	10:45:35.198				
<b>11</b>	<b>Nick STARKEY</b> Tiger "one off" 2000						
1 -	1:20.447	+ 3.121	10:36:29.072	7 -	1:21.302	+ 3.976	10:44:20.554
2 -	1:17.955	+ 0.629	10:37:47.027	8 -	1:20.305	+ 2.979	10:45:40.859
3 -	<b>1:17.326</b>		<b>10:39:04.353</b>	9 -	1:18.148	+ 0.822	10:46:59.007
4 -	1:18.115	+ 0.789	10:40:22.468	10 -	1:18.535	+ 1.209	10:48:17.542
5 -	1:18.674	+ 1.348	10:41:41.142	11 -	1:17.417	+ 0.091	10:49:34.959
6 -	1:18.110	+ 0.784	10:42:59.252				
<b>17</b>	<b>Chris BROOKS</b> Tiger R6/2000						
1 -	1:37.160	+ 6.913	10:36:32.138	6 -	1:32.141	+ 1.894	10:44:08.074
2 -	1:31.784	+ 1.537	10:38:03.922	7 -	1:32.189	+ 1.942	10:45:40.263
3 -	<b>1:30.247</b>		<b>10:39:34.169</b>	8 -	1:33.440	+ 3.193	10:47:13.703
4 -	1:30.334	+ 0.087	10:41:04.503	9 -	1:32.409	+ 2.162	10:48:46.112
5 -	1:31.430	+ 1.183	10:42:35.933	10 -	1:32.535	+ 2.288	10:50:18.647
<b>22</b>	<b>James CASTRO</b> Tiger R6/2000						
1 -	1:38.970	+ 12.270	10:36:38.396	6 -	1:28.898	+ 2.198	10:44:09.131
2 -	1:37.794	+ 11.094	10:38:16.190	7 -	1:40.513	+ 13.813	10:45:49.644
3 -	1:29.472	+ 2.772	10:39:45.662	8 -	1:27.933	+ 1.233	10:47:17.577
4 -	1:26.853	+ 0.153	10:41:12.515	9 -	1:38.914	+ 12.214	10:48:56.491
5 -	1:27.718	+ 1.018	10:42:40.233	10 -	<b>1:26.700</b>		<b>10:50:23.191</b>
<b>27</b>	<b>Garry LAPINSKIS</b> Tiger R6/2000						
1 -	1:29.536	+ 7.490	10:36:25.166	7 -	1:23.785	+ 1.739	10:44:41.286
2 -	1:22.707	+ 0.661	10:37:47.873	8 -	1:23.036	+ 0.990	10:46:04.322
3 -	1:22.259	+ 0.213	10:39:10.132	9 -	1:22.892	+ 0.846	10:47:27.214
4 -	1:22.663	+ 0.617	10:40:32.795	10 -	1:22.301	+ 0.255	10:48:49.515
5 -	<b>1:22.046</b>		<b>10:41:54.841</b>	11 -	1:23.594	+ 1.548	10:50:13.109
6 -	1:22.660	+ 0.614	10:43:17.501				
<b>32</b>	<b>Ryan SLANLEY-SMITH</b> Tiger R6/2000						
1 -	1:31.048	+ 12.006	10:36:35.654	7 -	1:20.636	+ 1.594	10:44:42.758
2 -	1:24.450	+ 5.408	10:38:00.104	8 -	1:20.405	+ 1.363	10:46:03.163
3 -	1:22.079	+ 3.037	10:39:22.183	9 -	1:20.669	+ 1.627	10:47:23.832
4 -	1:20.877	+ 1.835	10:40:43.060	10 -	1:21.012	+ 1.970	10:48:44.844
5 -	1:20.020	+ 0.978	10:42:03.080	11 -	1:19.874	+ 0.832	10:50:04.718
6 -	<b>1:19.042</b>		<b>10:43:22.122</b>				
<b>39</b>	<b>Stewart FENTON</b> Tiger R6/2000						
1 -	1:24.620	+ 5.957	10:36:21.558	7 -	<b>1:18.663</b>		<b>10:44:20.953</b>
2 -	1:20.916	+ 2.253	10:37:42.474	8 -	1:19.499	+ 0.836	10:45:40.452
3 -	1:19.284	+ 0.621	10:39:01.758	9 -	1:19.756	+ 1.093	10:47:00.208
4 -	1:20.845	+ 2.182	10:40:22.603	10 -	1:19.389	+ 0.726	10:48:19.597
5 -	1:20.561	+ 1.898	10:41:43.164	11 -	1:20.047	+ 1.384	10:49:39.644
6 -	1:19.126	+ 0.463	10:43:02.290				
<b>58</b>	<b>Mick GRANT</b> Tiger R6/2000						
1 -	1:21.915	+ 1.689	10:37:42.044	6 -	<b>1:20.226</b>		<b>10:44:25.477</b>
2 -	1:21.216	+ 0.990	10:39:03.260	7 -	1:22.168	+ 1.942	10:45:47.645

Anglesey Coastal  
Circuit Length = 1.5500 miles  
Start: 10:34 End: 10:50

Weather / Track : Bright / Dry


# Tiger Sportscars

## QUALIFYING - RACE 2 - LAP ANALYSIS

3 -	1:21.004	+ 0.778	10:40:24.264	8 -	1:22.880	+ 2.654	10:47:10.525
4 -	1:20.700	+ 0.474	10:41:44.964	9 -	1:21.460	+ 1.234	10:48:31.985
5 -	1:20.287	+ 0.061	10:43:05.251	10 -	1:20.592	+ 0.366	10:49:52.577
<b>70</b>	<b>Michael PEARCE</b>		Tiger R6/2000				
1 -	1:38.432	+ 12.843	10:36:39.528	6 -	1:27.489	+ 1.900	10:44:06.940
2 -	1:33.572	+ 7.983	10:38:13.100	7 -	1:26.745	+ 1.156	10:45:33.685
3 -	1:29.252	+ 3.663	10:39:42.352	8 -	<b>1:25.589</b>		<b>10:46:59.274</b>
4 -	1:28.216	+ 2.627	10:41:10.568	9 -	1:26.357	+ 0.768	10:48:25.631
5 -	1:28.883	+ 3.294	10:42:39.451	10 -	1:25.673	+ 0.084	10:49:51.304
<b>91</b>	<b>Steve QUENBY</b>		Tiger R6/2000				
1 -	1:25.666	+ 3.858	10:37:53.702	6 -	1:22.146	+ 0.338	10:44:45.944
2 -	1:23.612	+ 1.804	10:39:17.314	7 -	1:22.125	+ 0.317	10:46:08.069
3 -	1:22.389	+ 0.581	10:40:39.703	8 -	1:21.860	+ 0.052	10:47:29.929
4 -	<b>1:21.808</b>		<b>10:42:01.511</b>	9 -	1:23.263	+ 1.455	10:48:53.192
5 -	1:22.287	+ 0.479	10:43:23.798	10 -	1:22.014	+ 0.206	10:50:15.206
<b>99</b>	<b>Mac McCARTHY</b>		Tiger R6/2000				
1 -	1:34.664	+ 9.143	10:36:40.378	6 -	1:27.442	+ 1.921	10:43:59.132
2 -	1:30.927	+ 5.406	10:38:11.305	7 -	1:27.023	+ 1.502	10:45:26.155
3 -	1:26.929	+ 1.408	10:39:38.234	8 -	1:25.786	+ 0.265	10:46:51.941
4 -	1:26.530	+ 1.009	10:41:04.764	9 -	<b>1:25.521</b>		<b>10:48:17.462</b>
5 -	1:26.926	+ 1.405	10:42:31.690				

# Tiger Sportscars

## RACE 2 - GRID

ROW 6	1:30.247 17 Chris BROOKS	1:26.700 22 James CASTRO
ROW 5	1:25.589 70 Michael PEARCE	1:25.521 99 Mac McCARTHY
ROW 4	1:22.046 27 Garry LAPINSKIS	1:21.808 91 Steve QUENBY
ROW 3	1:20.226 58 Mick GRANT	1:19.042 32 Ryan SLANLEY-SMITH
ROW 2	1:18.663 39 Stewart FENTON	1:18.233 6 Paul DUDLEY
ROW 1	1:18.051 7 Mark STEWARD	1:17.326 11 Nick STARKEY
<b>Pole</b>		
		

Anglesey Coastal  
Circuit Length = 1.5500 miles

**These results are provisional until the conclusion of any judicial and technical matters.**

Clerk of Course :		Timekeeper :
-------------------	--	--------------

# Tiger Sportscars

## RACE 2 - CLASSIFICATION

POS	NO	CL	NAME	ENTRY	LAPS	TIME	GAP	DIFF	MPH	BEST	ON
1	11	I	Nick STARKEY	- Tiger "one off" 2000	12	15:42.456			71.04	1:16.935	6
2	6	C	Paul DUDLEY	- Tiger R6/2000	12	15:42.492	0.036	0.036	71.04	1:17.098	6
3	58	A	Mick GRANT	- Tiger R6/2000	12	16:04.605	22.149	22.113	69.41	1:18.549	2
4	39	C	Stewart FENTON	- Tiger R6/2000	12	16:05.952	23.496	1.347	69.32	1:18.345	12
5	32	A	Ryan SLANLEY-SMITH	- Tiger R6/2000	12	16:10.794	28.338	4.842	68.97	1:18.707	3
6	91	B	Steve QUENBY	- Tiger R6/2000	12	16:28.306	45.850	17.512	67.75	1:21.230	12
7	27	B	Garry LAPINSKIS	- Tiger R6/2000	12	16:28.870	46.414	0.564	67.71	1:21.130	12
8	99	A	Mac McCARTHY	- Tiger R6/2000	12	17:00.564	1:18.108	31.694	65.61	1:22.644	9
9	70	B	Michael PEARCE	- Tiger R6/2000	11	15:45.412	1 lap	1 lap	64.92	1:23.556	4
10	22	B	James CASTRO	- Tiger R6/2000	11	16:20.301	1 lap	34.889	62.61	1:26.236	11
11	17	B	Chris BROOKS	- Tiger R6/2000	11	16:22.047	1 lap	1.746	62.50	1:26.407	11
NOT CLASSIFIED											
DNF	7	C	Mark STEWARD	- Tiger R6/2000	8	10:45.211	4 laps	3 laps	69.18	1:17.821	3
FASTEST LAP											
58	A	Mick GRANT	- Tiger R6/2000	2	1:18.549			71.03 mph		114.32 kph	
27	B	Garry LAPINSKIS	- Tiger R6/2000	12	1:21.130			68.77 mph		110.68 kph	
6	C	Paul DUDLEY	- Tiger R6/2000	6	1:17.098			72.37 mph		116.47 kph	
11	I	Nick STARKEY	- Tiger "one off" 2000	6	1:16.935			72.52 mph		116.72 kph	

Weather / Track : Sunny / Dry

These results are provisional until the conclusion of any judicial and technical matters.

Anglesey Coastal  
Circuit Length = 1.5500 miles  
Start: 13:57 End: 14:15

Clerk of Course :

Timekeeper :

# Tiger Sportscars

## RACE 2 - LAP CHART

Lap 1			Lap 2			Lap 3			Lap 4			Lap 5		
No	Behind	Laptime	No	Behind	Laptime	No	Behind	Laptime	No	Behind	Laptime	No	Behind	Laptime
11		1:20.197	6		1:19.019	6		1:17.393	11		1:18.300	6		1:18.005
6	0.602	1:20.733	11	0.607	1:20.228	11	0.229	1:17.015	6	0.388	1:18.917	11	0.360	1:18.753
32	3.435	1:22.708	32	3.021	1:19.207	32	4.335	1:18.707	32	5.189	1:19.383	32	6.525	1:19.729
27	4.921	1:24.065	58	3.944	1:18.549	58	5.225	1:18.674	58	5.562	1:18.866	58	6.924	1:19.755
58	5.016	1:24.642	27	7.003	1:21.703	27	12.764	1:23.154	7	14.770	1:18.929	7	14.238	1:17.861
91	5.347	1:24.413	91	8.413	1:22.687	91	13.808	1:22.788	27	17.186	1:22.951	39	19.458	1:19.085
70	8.283	1:26.849	7	13.942	1:19.328	7	14.370	1:17.821	91	17.291	1:22.012	91	20.605	1:21.707
17	12.492	1:30.740	70	13.949	1:25.287	39	16.538	1:18.647	39	18.766	1:20.757	27	21.536	1:22.743
99	12.738	1:31.323	39	15.284	1:19.989	70	21.001	1:24.445	70	26.028	1:23.556	70	33.046	1:25.411
22	13.687	1:31.367	99	22.534	1:29.417	99	28.723	1:23.582	99	33.493	1:23.299	99	38.604	1:23.504
7	14.235	1:34.432	17	24.208	1:31.337	17	36.515	1:29.700	17	47.846	1:29.860	17	58.636	1:29.183
39	14.916	1:35.112	22	24.355	1:30.289	22	36.689	1:29.727	22	48.232	1:30.072	22	59.045	1:29.206

# Tiger Sportscars

## RACE 2 - LAP CHART

Lap 6			Lap 7			Lap 8			Lap 9			Lap 10		
No	Behind	Laptime	No	Behind	Laptime	No	Behind	Laptime	No	Behind	Laptime	No	Behind	Laptime
6		1:17.098	11		1:17.387	11		1:18.396	11		1:18.840	11		1:18.475
11	0.197	1:16.935	6	0.621	1:18.205	6	0.874	1:18.649	6	0.541	1:18.507	6	0.338	1:18.272
32	8.607	1:19.180	58	13.705	1:21.877	22	1 LAP	1:28.166	22	1 LAP	1:26.495	22	1 LAP	1:27.008
58	9.412	1:19.586	7	16.559	1:18.584	17	1 LAP	1:29.122	17	1 LAP	1:27.221	58	19.216	1:19.948
7	15.559	1:18.419	32	21.838	1:30.815	58	15.152	1:19.843	58	17.743	1:21.431	17	1 LAP	1:27.860
39	20.950	1:18.590	39	22.599	1:19.233	7	16.645	1:18.482	39	23.197	1:18.897	39	23.153	1:18.431
91	25.255	1:21.748	91	29.293	1:21.622	39	23.140	1:18.937	32	23.883	1:19.203	32	24.772	1:19.364
27	26.075	1:21.637	27	29.810	1:21.319	32	23.520	1:20.078	27	35.698	1:21.593	91	39.528	1:21.880
70	39.984	1:24.036	70	46.578	1:24.178	91	32.463	1:21.566	91	36.123	1:22.500	27	40.670	1:23.447
99	45.036	1:23.530	99	51.022	1:23.570	27	32.945	1:21.531	70	58.469	1:23.991	99	1:04.913	1:24.313
22	1:09.297	1:27.350				70	53.318	1:25.136	99	59.075	1:22.644	70	1:05.949	1:25.955
17	1:10.474	1:28.936				99	55.271	1:22.645						

# Tiger Sportscars

## RACE 2 - LAP CHART

Lap 11			Lap 12		
No	Behind	Laptime	No	Behind	Laptime
11		1:17.739	11		1:18.836
6	0.112	1:17.513	6	0.036	1:18.760
58	20.945	1:19.468	70	1 LAP	1:33.582
39	23.987	1:18.573	58	22.149	1:20.040
32	26.966	1:19.933	39	23.496	1:18.345
22	1 LAP	1:30.513	32	28.338	1:20.208
17	1 LAP	1:28.377	22	1 LAP	1:26.236
91	43.456	1:21.667	17	1 LAP	1:26.407
27	44.120	1:21.189	91	45.850	1:21.230
99	1:10.986	1:23.812	27	46.414	1:21.130
			99	1:18.108	1:25.958

# Tiger Sportscars

## QUALIFYING - RACE 14 - CLASSIFICATION

POS	NO	CL	NAME	ENTRY	TIME	ON	LAPS	GAP	DIFF	MPH
1	11	I	Nick STARKEY	- Tiger "one off" 2000	1:38.372	2	4			76.85
2	6	C	Paul DUDLEY	- Tiger R6/2000	1:39.948	5	9	1.576	1.576	75.63
3	39	C	Stewart FENTON	- Tiger R6/2000	1:41.205	9	9	2.833	1.257	74.69
4	7	C	Mark STEWARD	- Tiger R6/2000	1:42.065	4	6	3.693	0.860	74.06
5	58	A	Mick GRANT	- Tiger R6/2000	1:43.390	5	9	5.018	1.325	73.12
6	32	A	Ryan SLANLEY-SMITH	- Tiger R6/2000	1:43.757	3	4	5.385	0.367	72.86
7	91	B	Steve QUENBY	- Tiger R6/2000	1:45.669	8	8	7.297	1.912	71.54
8	27	B	Garry LAPINSKIS	- Tiger R6/2000	1:47.114	5	8	8.742	1.445	70.57
9	70	B	Michael PEARCE	- Tiger R6/2000	1:49.451	6	8	11.079	2.337	69.07
10	22	B	James CASTRO	- Tiger R6/2000	1:51.163	7	8	12.791	1.712	68.00
11	99	A	Mac McCARTHY	- Tiger R6/2000	1:51.948	8	8	13.576	0.785	67.53
12	17	B	Chris BROOKS	- Tiger R6/2000	1:55.289	3	8	16.917	3.341	65.57

Weather / Track : Cloudy / Dry

These results are provisional until the conclusion of any judicial and technical matters.

Anglesey International  
Circuit Length = 2.1000 miles  
Start: 11:46 End: 12:03

Clerk of Course :

Timekeeper :



# Tiger Sportscars

## QUALIFYING - RACE 14 - LAP ANALYSIS

<b>6</b>	<b>Paul DUDLEY</b>						Tiger R6/2000					
1 -	1:50.195	+ 10.247	11:48:27.979	6 -	1:40.133	+ 0.185	11:56:53.368					
2 -	1:42.927	+ 2.979	11:50:10.906	7 -	1:41.143	+ 1.195	11:58:34.511					
3 -	1:41.446	+ 1.498	11:51:52.352	8 -	1:41.965	+ 2.017	12:00:16.476					
4 -	1:40.935	+ 0.987	11:53:33.287	9 -	1:40.870	+ 0.922	12:01:57.346					
5 -	<b>1:39.948</b>		<b>11:55:13.235</b>									
<b>7</b>	<b>Mark STEWARD</b>						Tiger R6/2000					
1 -	1:45.473	+ 3.408	11:48:19.712	4 -	<b>1:42.065</b>		<b>11:53:26.309</b>					
2 -	1:42.259	+ 0.194	11:50:01.971	5 -	1:43.036	+ 0.971	11:55:09.345					
3 -	1:42.273	+ 0.208	11:51:44.244	6 -	1:42.104	+ 0.039	11:56:51.449					
<b>11</b>	<b>Nick STARKEY</b>						Tiger "one off" 2000					
1 -	1:40.047	+ 1.675	11:53:57.362	3 -	1:39.324	+ 0.952	11:57:15.058					
2 -	<b>1:38.372</b>		<b>11:55:35.734</b>	4 -	1:40.988	+ 2.616	11:58:56.046					
<b>17</b>	<b>Chris BROOKS</b>						Tiger R6/2000					
1 -	2:07.036	+ 11.747	11:48:47.730	5 -	1:55.632	+ 0.343	11:56:33.337					
2 -	1:57.675	+ 2.386	11:50:45.405	6 -	1:56.646	+ 1.357	11:58:29.983					
3 -	<b>1:55.289</b>		<b>11:52:40.694</b>	7 -	1:57.371	+ 2.082	12:00:27.354					
4 -	1:57.011	+ 1.722	11:54:37.705	8 -	1:57.027	+ 1.738	12:02:24.381					
<b>22</b>	<b>James CASTRO</b>						Tiger R6/2000					
1 -	2:08.475	+ 17.312	11:48:46.277	5 -	1:52.126	+ 0.963	11:56:16.720					
2 -	1:52.393	+ 1.230	11:50:38.670	6 -	1:55.308	+ 4.145	11:58:12.028					
3 -	1:52.124	+ 0.961	11:52:30.794	7 -	<b>1:51.163</b>		<b>12:00:03.191</b>					
4 -	1:53.800	+ 2.637	11:54:24.594	8 -	1:51.963	+ 0.800	12:01:55.154					
<b>27</b>	<b>Garry LAPINSKIS</b>						Tiger R6/2000					
1 -	1:50.718	+ 3.604	11:48:23.892	5 -	<b>1:47.114</b>		<b>11:55:34.650</b>					
2 -	1:47.955	+ 0.841	11:50:11.847	6 -	1:47.527	+ 0.413	11:57:22.177					
3 -	1:48.085	+ 0.971	11:51:59.932	7 -	1:47.152	+ 0.038	11:59:09.329					
4 -	1:47.604	+ 0.490	11:53:47.536	8 -	1:47.357	+ 0.243	12:00:56.686					
<b>32</b>	<b>Ryan SLANLEY-SMITH</b>						Tiger R6/2000					
1 -	1:48.033	+ 4.276	11:56:23.643	3 -	<b>1:43.757</b>		<b>11:59:52.830</b>					
2 -	1:45.430	+ 1.673	11:58:09.073	4 -	1:44.019	+ 0.262	12:01:36.849					
<b>39</b>	<b>Stewart FENTON</b>						Tiger R6/2000					
1 -	1:44.911	+ 3.706	11:48:17.160	6 -	1:45.887	+ 4.682	11:56:54.225					
2 -	1:42.032	+ 0.827	11:49:59.192	7 -	1:42.315	+ 1.110	11:58:36.540					
3 -	1:42.999	+ 1.794	11:51:42.191	8 -	1:41.851	+ 0.646	12:00:18.391					
4 -	1:41.937	+ 0.732	11:53:24.128	9 -	<b>1:41.205</b>		<b>12:01:59.596</b>					
5 -	1:44.210	+ 3.005	11:55:08.338									
<b>58</b>	<b>Mick GRANT</b>						Tiger R6/2000					
1 -	1:52.058	+ 8.668	11:48:36.013	6 -	1:45.476	+ 2.086	11:57:19.283					
2 -	1:45.209	+ 1.819	11:50:21.222	7 -	1:45.721	+ 2.331	11:59:05.004					
3 -	1:45.028	+ 1.638	11:52:06.250	8 -	1:44.988	+ 1.598	12:00:49.992					
4 -	1:44.167	+ 0.777	11:53:50.417	9 -	1:44.296	+ 0.906	12:02:34.288					
5 -	<b>1:43.390</b>		<b>11:55:33.807</b>									
<b>70</b>	<b>Michael PEARCE</b>						Tiger R6/2000					
1 -	1:54.739	+ 5.288	11:48:28.829	5 -	1:51.907	+ 2.456	11:55:56.387					
2 -	1:52.782	+ 3.331	11:50:21.611	6 -	<b>1:49.451</b>		<b>11:57:45.838</b>					
3 -	1:51.500	+ 2.049	11:52:13.111	7 -	1:50.863	+ 1.412	11:59:36.701					
4 -	1:51.369	+ 1.918	11:54:04.480	8 -	1:51.143	+ 1.692	12:01:27.844					
<b>91</b>	<b>Steve QUENBY</b>						Tiger R6/2000					
1 -	1:58.826	+ 13.157	11:48:42.446	5 -	1:46.350	+ 0.681	11:55:52.788					
2 -	1:49.096	+ 3.427	11:50:31.542	6 -	1:45.937	+ 0.268	11:57:38.725					
3 -	1:47.904	+ 2.235	11:52:19.446	7 -	1:45.779	+ 0.110	11:59:24.504					

Anglesey International  
Circuit Length = 2.1000 miles  
Start: 11:46 End: 12:03

Weather / Track : Cloudy / Dry


# Tiger Sportscars

## QUALIFYING - RACE 14 - LAP ANALYSIS

4 -	1:46.992	+ 1.323	11:54:06.438	8 -	<b>1:45.669</b>		<b>12:01:10.173</b>
<b>99</b>	<b>Mac McCARTHY</b>		<b>Tiger R6/2000</b>				
1 -	1:58.627	+ 6.679	11:48:43.406	5 -	1:53.333	+ 1.385	11:56:15.083
2 -	1:52.492	+ 0.544	11:50:35.898	6 -	1:52.377	+ 0.429	11:58:07.460
3 -	1:53.288	+ 1.340	11:52:29.186	7 -	1:52.115	+ 0.167	11:59:59.575
4 -	1:52.564	+ 0.616	11:54:21.750	8 -	<b>1:51.948</b>		<b>12:01:51.523</b>

**Tiger Sportscars  
RACE 14 - GRID**

ROW 6	1:55.289 17 Chris BROOKS	1:51.948 99 Mac McCARTHY
ROW 5	1:51.163 22 James CASTRO	1:49.451 70 Michael PEARCE
ROW 4	1:47.114 27 Garry LAPINSKIS	1:45.669 91 Steve QUENBY
ROW 3	1:43.757 32 Ryan SLANLEY-SMITH	1:43.390 58 Mick GRANT
ROW 2	1:42.065 7 Mark STEWARD	1:41.205 39 Stewart FENTON
ROW 1	1:39.948 6 Paul DUDLEY	1:38.372 11 Nick STARKEY
<b>Pole</b>		



Anglesey International  
Circuit Length = 2.1000 miles

**These results are provisional until the conclusion of any judicial and technical matters.**

Clerk of Course :		Timekeeper :
-------------------	--	--------------

# Tiger Sportscars

## RACE 14 - CLASSIFICATION

POS	NO	CL	NAME	ENTRY	LAPS	TIME	GAP	DIFF	MPH	BEST	ON
1	11	I	Nick STARKEY	- Tiger "one off" 2000	12	20:09.592			74.99	1:38.917	8
2	6	C	Paul DUDLEY	- Tiger R6/2000	12	20:09.690	0.098	0.098	74.99	1:39.355	8
3	39	C	Stewart FENTON	- Tiger R6/2000	12	20:24.123	14.531	14.433	74.10	1:40.721	8
4	58	A	Mick GRANT	- Tiger R6/2000	12	20:43.120	33.528	18.997	72.97	1:41.345	2
5	32	A	Ryan SLANLEY-SMITH	- Tiger R6/2000	12	21:02.996	53.404	19.876	71.82	1:43.691	8
6	27	B	Garry LAPINSKIS	- Tiger R6/2000	12	21:36.702	1:27.110	33.706	69.96	1:46.507	12
7	91	B	Steve QUENBY	- Tiger R6/2000	12	21:37.903	1:28.311	1.201	69.89	1:44.627	12
8	99	A	Mac McCARTHY	- Tiger R6/2000	11	20:10.986	1 lap	1 lap	68.67	1:47.497	5
9	70	B	Michael PEARCE	- Tiger R6/2000	11	20:20.142	1 lap	9.156	68.15	1:49.511	2
10	22	B	James CASTRO	- Tiger R6/2000	11	21:09.919	1 lap	49.777	65.48	1:51.539	3
11	17	B	Chris BROOKS	- Tiger R6/2000	11	21:15.966	1 lap	6.047	65.17	1:54.156	3
NOT CLASSIFIED											
DNF	7	C	Mark STEWARD	- Tiger R6/2000	4	6:58.870	8 laps	7 laps	72.19	1:41.561	2
FASTEST LAP											
58	A	Mick GRANT	- Tiger R6/2000	2	1:41.345	74.59 mph	120.05 kph				
91	B	Steve QUENBY	- Tiger R6/2000	12	1:44.627	72.25 mph	116.28 kph				
6	C	Paul DUDLEY	- Tiger R6/2000	8	1:39.355	76.09 mph	122.45 kph				
11	I	Nick STARKEY	- Tiger "one off" 2000	8	1:38.917	76.42 mph	122.99 kph				

Weather / Track : Drizzle / Damp

These results are provisional until the conclusion of any judicial and technical matters.

Anglesey International  
Circuit Length = 2.1000 miles  
Start: 15:53 End: 16:14

Clerk of Course :		Timekeeper :
-------------------	--	--------------

# Tiger Sportscars

## RACE 14 - LAP CHART

Lap 1			Lap 2			Lap 3			Lap 4			Lap 5		
No	Behind	Laptime	No	Behind	Laptime	No	Behind	Laptime	No	Behind	Laptime	No	Behind	Laptime
6		1:41.941	11		1:39.916	11		1:40.752	11		1:40.646	11		1:40.162
11	0.385	1:42.327	6	0.289	1:40.590	6	0.517	1:40.980	6	0.254	1:40.383	6	0.517	1:40.425
39	2.945	1:44.666	39	4.091	1:41.447	39	5.139	1:41.800	39	5.627	1:41.134	39	6.772	1:41.307
7	3.290	1:45.230	7	4.550	1:41.561	58	6.466	1:42.578	58	8.030	1:42.210	58	10.203	1:42.335
58	3.596	1:44.773	58	4.640	1:41.345	7	7.810	1:44.012	7	13.921	1:46.757	32	20.086	1:43.856
32	4.709	1:45.739	32	8.766	1:44.358	32	12.288	1:44.274	32	16.392	1:44.750	27	40.710	1:47.948
27	10.212	1:50.465	27	17.990	1:48.079	27	25.709	1:48.471	27	32.924	1:47.861	99	43.540	1:47.497
70	11.261	1:51.498	70	20.471	1:49.511	99	28.541	1:47.697	99	36.205	1:48.310	70	49.703	1:50.196
99	12.327	1:52.218	99	21.596	1:49.570	70	29.987	1:50.268	70	39.669	1:50.328	91	54.323	1:46.007
17	16.184	1:55.967	22	30.503	1:53.956	22	41.290	1:51.539	91	48.478	1:45.530	22	1:07.092	1:54.908
22	16.848	1:56.623	17	31.566	1:55.683	91	43.594	1:45.263	22	52.346	1:51.702	17	1:14.662	1:55.755
91	25.150	2:05.740	91	39.083	1:54.234	17	44.970	1:54.156	17	59.069	1:54.745			

# Tiger Sportscars

## RACE 14 - LAP CHART

Lap 6			Lap 7			Lap 8			Lap 9			Lap 10		
No	Behind	Laptime	No	Behind	Laptime	No	Behind	Laptime	No	Behind	Laptime	No	Behind	Laptime
6		1:41.292	11		1:39.521	11		1:38.917	11		1:40.031	11		1:40.881
11	0.679	1:42.488	6	0.293	1:40.493	22	1 LAP	1:57.660	6	0.376	1:39.676	6	0.676	1:41.181
39	6.436	1:41.473	39	7.634	1:41.398	6	0.731	1:39.355	39	10.563	1:41.156	39	11.832	1:42.150
58	12.205	1:43.811	58	16.181	1:44.176	17	1 LAP	1:54.921	22	1 LAP	1:56.188	58	27.607	1:45.583
32	23.423	1:45.146	32	27.415	1:44.192	39	9.438	1:40.721	17	1 LAP	1:54.702	22	1 LAP	1:56.447
27	46.440	1:47.539	27	53.622	1:47.382	58	20.196	1:42.932	58	22.905	1:42.740	17	1 LAP	1:56.840
99	49.789	1:48.058	99	57.919	1:48.330	32	32.189	1:43.691	32	37.213	1:45.055	32	44.120	1:47.788
70	57.460	1:49.566	91	1:02.740	1:45.174	27	1:02.634	1:47.929	27	1:09.410	1:46.807	27	1:15.935	1:47.406
91	57.766	1:45.252	70	1:06.829	1:49.569	99	1:09.131	1:50.129	91	1:15.759	1:46.514	91	1:20.746	1:45.868
22	1:21.600	1:56.317				91	1:09.276	1:45.453	99	1:19.601	1:50.501	99	1:31.280	1:52.560
17	1:28.178	1:55.325				70	1:20.284	1:52.372	70	1:32.290	1:52.037			

# Tiger Sportscars

## RACE 14 - LAP CHART

Lap 11			Lap 12		
No	Behind	Laptime	No	Behind	Laptime
11		1:41.657	11		1:40.986
6	0.111	1:41.092	6	0.098	1:40.973
70	1 LAP	1:51.765	99	1 LAP	1:52.757
39	12.761	1:42.586	70	1 LAP	1:50.019
58	30.706	1:44.756	39	14.531	1:42.756
22	1 LAP	1:55.577	58	33.528	1:43.808
32	48.247	1:45.784	32	53.404	1:46.143
17	1 LAP	1:57.631	22	1 LAP	1:55.527
27	1:21.589	1:47.311	17	1 LAP	1:56.774
91	1:24.670	1:45.581	27	1:27.110	1:46.507
			91	1:28.311	1:44.627

## Caterham Graduates (Classic Cars)

### QUALIFYING - RACE 3 - CLASSIFICATION

POS	NO	CL	NAME	ENTRY	TIME	ON	LAPS	GAP	DIFF	MPH
1	80		Charles FITZHUGH	- Caterham Classic/1600	1:24.116	4	11			66.33
2	77		Flick HAIGH	- Caterham Classic/1600	1:24.181	4	11	0.065	0.065	66.28
3	71		Graeme SMITH	- Caterham Classic/1600	1:24.273	3	10	0.157	0.092	66.21
4	88		Matthew GILLBANKS	- Caterham Classic/1600	1:24.301	8	11	0.185	0.028	66.19
5	90		Andrew SAGER	- Caterham Classic/1600	1:26.008	7	11	1.892	1.707	64.87
6	84		Trevor HARBER	- Caterham Classic/1600	1:26.482	8	10	2.366	0.474	64.52
7	78		Pete CANNARD	- Caterham Classic/1600	1:26.666	8	10	2.550	0.184	64.38
8	86		Terry PALMER	- Caterham Classic/1600	1:26.802	9	10	2.686	0.136	64.28
9	76		Sheila MARSHALL	- Caterham Classic/1600	1:27.426	6	10	3.310	0.624	63.82
10	79		Dave MARSON	- Caterham Classic/1600	1:28.122	5	5	4.006	0.696	63.32
11	81		Darren GRAINGER	- Caterham Classic/1600	1:28.214	5	10	4.098	0.092	63.25
12	83		Colin ROTHWELL	- Caterham Classic/1600	1:28.423	10	10	4.307	0.209	63.10
13	82		Paul HARBACH	- Caterham Classic/1600	1:28.747	5	10	4.631	0.324	62.87

CAR 71 - TRANSPONDER NOT WORKING

Weather / Track : Bright / Dry

These results are provisional until the conclusion of any judicial and technical matters.

Anglesey Coastal  
Circuit Length = 1.5500 miles  
Start: 10:52 End: 11:08

Clerk of Course :

Timekeeper :



## Caterham Graduates (Classic Cars)

### QUALIFYING - RACE 3 - LAP ANALYSIS

<b>71</b>	<b>Graeme SMITH</b>		Caterham Classic/1600				
1 -	1:30.209	+ 5.936	10:54:06.173	6 -	1:24.732	+ 0.459	11:02:31.353
2 -	2:47.136	+ 1:22.863	10:56:53.309	7 -	1:25.311	+ 1.038	11:03:56.664
3 -	<b>1:24.273</b>		<b>10:58:17.582</b>	8 -	1:25.768	+ 1.495	11:05:22.432
4 -	1:24.493	+ 0.220	10:59:42.075	9 -	1:26.820	+ 2.547	11:06:49.252
5 -	1:24.546	+ 0.273	11:01:06.621	10 -	1:24.487	+ 0.214	11:08:13.739
<b>76</b>	<b>Sheila MARSHALL</b>		Caterham Classic/1600				
1 -	1:32.058	+ 4.632	10:54:18.064	6 -	<b>1:27.426</b>		<b>11:01:38.779</b>
2 -	1:27.739	+ 0.313	10:55:45.803	7 -	1:27.924	+ 0.498	11:03:06.703
3 -	1:27.707	+ 0.281	10:57:13.510	8 -	1:28.227	+ 0.801	11:04:34.930
4 -	1:28.810	+ 1.384	10:58:42.320	9 -	1:28.705	+ 1.279	11:06:03.635
5 -	1:29.033	+ 1.607	11:00:11.353	10 -	1:27.940	+ 0.514	11:07:31.575
<b>77</b>	<b>Flick HAIGH</b>		Caterham Classic/1600				
1 -	1:30.616	+ 6.435	10:54:04.767	7 -	1:24.766	+ 0.585	11:02:31.773
2 -	1:24.455	+ 0.274	10:55:29.222	8 -	1:25.569	+ 1.388	11:03:57.342
3 -	1:24.732	+ 0.551	10:56:53.954	9 -	1:24.889	+ 0.708	11:05:22.231
4 -	<b>1:24.181</b>		<b>10:58:18.135</b>	10 -	1:27.987	+ 3.806	11:06:50.218
5 -	1:24.456	+ 0.275	10:59:42.591	11 -	1:24.546	+ 0.365	11:08:14.764
6 -	1:24.416	+ 0.235	11:01:07.007				
<b>78</b>	<b>Pete CANNARD</b>		Caterham Classic/1600				
1 -	1:31.508	+ 4.842	10:54:18.879	6 -	1:27.143	+ 0.477	11:01:35.107
2 -	1:27.908	+ 1.242	10:55:46.787	7 -	1:27.376	+ 0.710	11:03:02.483
3 -	1:27.445	+ 0.779	10:57:14.232	8 -	<b>1:26.666</b>		<b>11:04:29.149</b>
4 -	1:26.805	+ 0.139	10:58:41.037	9 -	1:27.595	+ 0.929	11:05:56.744
5 -	1:26.927	+ 0.261	11:00:07.964	10 -	1:27.860	+ 1.194	11:07:24.604
<b>79</b>	<b>Dave MARSON</b>		Caterham Classic/1600				
1 -	1:31.179	+ 3.057	10:54:05.661	4 -	1:28.322	+ 0.200	10:58:31.033
2 -	1:28.761	+ 0.639	10:55:34.422	5 -	<b>1:28.122</b>		<b>10:59:59.155</b>
3 -	1:28.289	+ 0.167	10:57:02.711				
<b>80</b>	<b>Charles FITZHUGH</b>		Caterham Classic/1600				
1 -	1:29.774	+ 5.658	10:54:05.737	7 -	1:24.495	+ 0.379	11:02:32.963
2 -	1:24.684	+ 0.568	10:55:30.421	8 -	1:24.628	+ 0.512	11:03:57.591
3 -	1:24.422	+ 0.306	10:56:54.843	9 -	1:25.466	+ 1.350	11:05:23.057
4 -	<b>1:24.116</b>		<b>10:58:18.959</b>	10 -	1:26.450	+ 2.334	11:06:49.507
5 -	1:25.075	+ 0.959	10:59:44.034	11 -	1:24.781	+ 0.665	11:08:14.288
6 -	1:24.434	+ 0.318	11:01:08.468				
<b>81</b>	<b>Darren GRAINGER</b>		Caterham Classic/1600				
1 -	1:31.469	+ 3.255	10:54:22.139	6 -	1:28.870	+ 0.656	11:02:04.431
2 -	1:29.055	+ 0.841	10:55:51.194	7 -	1:29.515	+ 1.301	11:03:33.946
3 -	1:35.166	+ 6.952	10:57:26.360	8 -	1:29.044	+ 0.830	11:05:02.990
4 -	1:40.987	+ 12.773	10:59:07.347	9 -	1:28.442	+ 0.228	11:06:31.432
5 -	<b>1:28.214</b>		<b>11:00:35.561</b>	10 -	1:28.899	+ 0.685	11:08:00.331
<b>82</b>	<b>Paul HARBACH</b>		Caterham Classic/1600				
1 -	1:32.142	+ 3.395	10:54:21.645	6 -	1:29.709	+ 0.962	11:01:50.452
2 -	1:29.162	+ 0.415	10:55:50.807	7 -	1:31.259	+ 2.512	11:03:21.711
3 -	1:29.880	+ 1.133	10:57:20.687	8 -	1:28.770	+ 0.023	11:04:50.481
4 -	1:31.309	+ 2.562	10:58:51.996	9 -	1:29.306	+ 0.559	11:06:19.787
5 -	<b>1:28.747</b>		<b>11:00:20.743</b>	10 -	1:29.261	+ 0.514	11:07:49.048
<b>83</b>	<b>Colin ROTHWELL</b>		Caterham Classic/1600				
1 -	1:41.819	+ 13.396	10:54:35.138	6 -	1:30.312	+ 1.889	11:02:16.913
2 -	1:36.348	+ 7.925	10:56:11.486	7 -	1:47.985	+ 19.562	11:04:04.898
3 -	1:33.459	+ 5.036	10:57:44.945	8 -	1:30.902	+ 2.479	11:05:35.800
4 -	1:30.595	+ 2.172	10:59:15.540	9 -	1:29.949	+ 1.526	11:07:05.749
5 -	1:31.061	+ 2.638	11:00:46.601	10 -	<b>1:28.423</b>		<b>11:08:34.172</b>

Anglesey Coastal  
Circuit Length = 1.5500 miles  
Start: 10:52 End: 11:08


Weather / Track : Bright / Dry

**Caterham Graduates (Classic Cars)**  
**QUALIFYING - RACE 3 - LAP ANALYSIS**

<b>84</b>	<b>Trevor HARBER</b>		<b>Caterham Classic/1600</b>				
1 -	1:38.981	+ 12.499	10:54:20.824	6 -	1:28.029	+ 1.547	11:01:45.380
2 -	1:30.758	+ 4.276	10:55:51.582	7 -	1:27.106	+ 0.624	11:03:12.486
3 -	1:30.388	+ 3.906	10:57:21.970	8 -	<b>1:26.482</b>		<b>11:04:38.968</b>
4 -	1:28.541	+ 2.059	10:58:50.511	9 -	1:27.413	+ 0.931	11:06:06.381
5 -	1:26.840	+ 0.358	11:00:17.351	10 -	1:27.600	+ 1.118	11:07:33.981
<b>86</b>	<b>Terry PALMER</b>		<b>Caterham Classic/1600</b>				
1 -	1:31.274	+ 4.472	10:54:20.056	6 -	1:27.276	+ 0.474	11:01:37.107
2 -	1:27.770	+ 0.968	10:55:47.826	7 -	1:26.940	+ 0.138	11:03:04.047
3 -	1:27.309	+ 0.507	10:57:15.135	8 -	1:27.571	+ 0.769	11:04:31.618
4 -	1:27.437	+ 0.635	10:58:42.572	9 -	<b>1:26.802</b>		<b>11:05:58.420</b>
5 -	1:27.259	+ 0.457	11:00:09.831	10 -	1:28.283	+ 1.481	11:07:26.703
<b>88</b>	<b>Matthew GILLBANKS</b>		<b>Caterham Classic/1600</b>				
1 -	1:26.402	+ 2.101	10:54:06.174	7 -	1:25.146	+ 0.845	11:02:51.445
2 -	1:36.834	+ 12.533	10:55:43.008	8 -	<b>1:24.301</b>		<b>11:04:15.746</b>
3 -	1:27.086	+ 2.785	10:57:10.094	9 -	1:26.042	+ 1.741	11:05:41.788
4 -	1:25.426	+ 1.125	10:58:35.520	10 -	1:25.127	+ 0.826	11:07:06.915
5 -	1:25.400	+ 1.099	11:00:00.920	11 -	1:25.199	+ 0.898	11:08:32.114
6 -	1:25.379	+ 1.078	11:01:26.299				
<b>90</b>	<b>Andrew SAGER</b>		<b>Caterham Classic/1600</b>				
1 -	1:30.416	+ 4.408	10:54:13.243	7 -	<b>1:26.008</b>		<b>11:02:54.304</b>
2 -	1:27.789	+ 1.781	10:55:41.032	8 -	1:26.343	+ 0.335	11:04:20.647
3 -	1:26.768	+ 0.760	10:57:07.800	9 -	1:26.318	+ 0.310	11:05:46.965
4 -	1:26.800	+ 0.792	10:58:34.600	10 -	1:26.393	+ 0.385	11:07:13.358
5 -	1:27.244	+ 1.236	11:00:01.844	11 -	1:26.110	+ 0.102	11:08:39.468
6 -	1:26.452	+ 0.444	11:01:28.296				

# Caterham Graduates (Classic Class)

## RACE 3 - GRID

ROW 11	134 Dylan STANLEY	141 Richard ORMSON
ROW 10	133 Bill HOMBERSLEY	124 Neil SHINNER
ROW 9	151 Fraser ANDREWS	114 Yolande HUMPHREYS
ROW 8		
ROW 7		1:28.747 82 Paul HARBACH
ROW 6	1:28.423 83 Colin ROTHWELL	1:28.214 81 Darren GRAINGER
ROW 5	1:28.122 79 Dave MARSON	1:27.426 76 Sheila MARSHALL
ROW 4	1:26.802 86 Terry PALMER	1:26.666 78 Pete CANNARD
ROW 3	1:26.482 84 Trevor HARBER	1:26.008 90 Andrew SAGER
ROW 2	1:24.301 88 Matthew GILLBANKS	1:24.273 71 Graeme SMITH
ROW 1	1:24.181 77 Flick HAIGH	1:24.116 80 Charles FITZHUGH
<b>Pole</b>		
		

Anglesey Coastal  
Circuit Length = 1.5500 miles

**These results are provisional until the conclusion of any judicial and technical matters.**

Clerk of Course :		Timekeeper :
-------------------	--	--------------

# Caterham Graduates (Classic Class)

## RACE 3 - CLASSIFICATION

POS	NO	CL	NAME	ENTRY	LAPS	TIME	GAP	DIFF	MPH	BEST	ON
1	88		<b>Matthew GILLBANKS</b>	- Caterham Classic/1600	14	19:49.041			65.70	1:23.639	12
2	71		<b>Graeme SMITH</b>	- Caterham Classic/1600	14	19:49.412	<b>0.371</b>	0.371	65.67	1:24.035	7
3	77		<b>Flick HAIGH</b>	- Caterham Classic/1600	14	19:49.682	<b>0.641</b>	0.270	65.66	1:24.301	14
4	80		<b>Charles FITZHUGH</b>	- Caterham Classic/1600	14	19:51.610	<b>2.569</b>	1.928	65.55	1:23.984	13
5	84		<b>Trevor HARBER</b>	- Caterham Classic/1600	14	20:23.937	<b>34.896</b>	32.327	63.82	1:26.536	6
6	79		<b>Dave MARSON</b>	- Caterham Classic/1600	14	20:34.544	<b>45.503</b>	10.607	63.27	1:27.346	9
7	78		<b>Pete CANNARD</b>	- Caterham Classic/1600	14	20:34.859	<b>45.818</b>	0.315	63.26	1:27.219	6
8	86		<b>Terry PALMER</b>	- Caterham Classic/1600	14	20:35.185	<b>46.144</b>	0.326	63.24	1:26.681	11
9	76		<b>Sheila MARSHALL</b>	- Caterham Classic/1600	14	20:35.605	<b>46.564</b>	0.420	63.22	1:27.237	7
10	90		<b>Andrew SAGER</b>	- Caterham Classic/1600	14	20:36.129	<b>47.088</b>	0.524	63.19	1:27.223	4
11	82		<b>Paul HARBACH</b>	- Caterham Classic/1600	14	20:37.585	<b>48.544</b>	1.456	63.12	1:26.840	12
12	81		<b>Darren GRAINGER</b>	- Caterham Classic/1600	14	20:38.271	<b>49.230</b>	0.686	63.08	1:26.953	11
13	83		<b>Colin ROTHWELL</b>	- Caterham Classic/1600	14	21:01.191	<b>1:12.150</b>	22.920	61.94	1:28.710	10
14	151		<b>Fraser ANDREWS</b>	- Caterham Super Graduate/1600	13	20:54.373	<b>1 lap</b>	1 lap	66.72	1:19.915	4
15	134		<b>Dylan STANLEY</b>	- Caterham Super Graduate/1600	12	19:50.065	<b>2 laps</b>	1 lap	65.64	1:20.846	3
16	133		<b>Bill HOMBERSLEY</b>	- Caterham Super Graduate/1600	12	19:51.817	<b>2 laps</b>	1.752	65.54	1:21.726	13
17	114		<b>Yolande HUMPHREYS</b>	- Caterham Super Graduate/1600	12	19:54.452	<b>2 laps</b>	2.635	65.40	1:21.240	12
18	124		<b>Neil SHINNER</b>	- Caterham Super Graduate/1600	12	20:10.734	<b>2 laps</b>	16.282	64.52	1:21.480	3
19	141		<b>Richard ORMSON</b>	- Caterham Super Graduate/1600	12	20:36.824	<b>2 laps</b>	26.090	63.16	1:23.713	4

### FASTEST LAP

88	<b>Matthew GILLBANKS</b>	- Caterham Classic/1600	12	1:23.639	66.71 mph	107.36 kph
151	<b>Fraser ANDREWS</b>	- Caterham Super Graduate/1600	4	1:19.915	69.82 mph	112.37 kph

Weather / Track : Sunny / Dry

These results are provisional until the conclusion of any judicial and technical matters.

Anglesey Coastal  
Circuit Length = 1.5500 miles  
Start: 14:23 End: 14:44

Clerk of Course :

Timekeeper :

# Caterham Graduates (Classic Class)

## RACE 3 - LAP CHART

Lap 1			Lap 2			Lap 3			Lap 4			Lap 5		
No	Behind	Laptime	No	Behind	Laptime	No	Behind	Laptime	No	Behind	Laptime	No	Behind	Laptime
88		1:26.412	88		1:25.653	88		1:24.903	88		1:24.606	88		1:24.861
80	0.595	1:27.008	77	0.306	1:24.967	77	0.266	1:24.863	77	0.388	1:24.728	77	0.351	1:24.824
77	0.992	1:27.405	80	0.771	1:25.829	71	0.810	1:24.547	71	0.845	1:24.641	71	0.764	1:24.780
71	1.240	1:27.389	71	1.166	1:25.579	80	1.193	1:25.325	80	1.381	1:24.794	80	1.411	1:24.891
84	2.638	1:28.261	84	4.108	1:27.123	84	5.936	1:26.731	84	8.589	1:27.259	84	10.645	1:26.917
79	4.261	1:28.670	79	6.407	1:27.799	79	9.005	1:27.501	79	11.766	1:27.367	79	14.554	1:27.649
90	4.766	1:29.978	90	6.835	1:27.722	90	9.431	1:27.499	90	12.048	1:27.223	90	15.073	1:27.886
78	5.451	1:30.412	78	7.668	1:27.870	78	10.055	1:27.290	78	12.713	1:27.264	151	15.374	1:22.574
76	5.852	1:30.290	76	7.971	1:27.772	76	10.478	1:27.410	76	13.231	1:27.359	78	16.085	1:28.233
86	6.487	1:31.261	86	8.750	1:27.916	82	11.703	1:26.961	82	14.562	1:27.465	76	16.465	1:28.095
82	6.990	1:30.802	82	9.645	1:28.308	86	12.239	1:28.392	86	15.358	1:27.725	82	17.597	1:27.896
81	7.583	1:31.475	81	10.350	1:28.420	81	13.171	1:27.724	81	16.437	1:27.872	86	18.107	1:27.610
83	9.285	1:32.726	83	13.539	1:29.907	83	18.774	1:30.138	151	17.661	1:19.915	134	18.395	1:21.988
133	31.113	1:23.250	151	25.965	1:20.149	151	22.352	1:21.290	134	21.268	1:21.086	81	20.190	1:28.614
151	31.469	1:23.850	133	27.432	1:21.972	133	24.282	1:21.753	133	23.767	1:24.091	133	20.755	1:21.849
114	32.048	1:24.708	114	28.466	1:22.071	134	24.788	1:20.846	114	24.081	1:23.442	114	21.225	1:22.005
124	32.271	1:24.198	134	28.845	1:22.066	114	25.245	1:21.682	124	24.493	1:22.980	124	21.668	1:22.036
134	32.432	1:24.169	124	29.542	1:22.924	124	26.119	1:21.480	83	25.436	1:31.268	83	29.970	1:29.395
141	34.078	1:25.080	141	32.871	1:24.446	141	32.378	1:24.410	141	31.485	1:23.713	141	31.791	1:25.167

# Caterham Graduates (Classic Class)

## RACE 3 - LAP CHART

Lap 6			Lap 7			Lap 8			Lap 9			Lap 10		
No	Behind	Laptime	No	Behind	Laptime	No	Behind	Laptime	No	Behind	Laptime	No	Behind	Laptime
88		1:24.671	71		1:24.035	88		1:23.927	71		1:24.042	151		1:21.616
71	0.537	1:24.444	88	0.604	1:25.176	71	0.374	1:24.905	88	0.484	1:24.900	71	2.170	1:24.843
77	0.994	1:25.314	77	0.862	1:24.440	77	0.815	1:24.484	77	0.905	1:24.506	77	2.569	1:24.337
80	1.290	1:24.550	80	1.333	1:24.615	80	1.303	1:24.501	151	1.057	1:20.967	88	2.829	1:25.018
84	12.510	1:26.536	151	8.852	1:20.560	151	4.506	1:20.185	80	1.601	1:24.714	80	3.468	1:24.540
151	12.864	1:22.161	84	15.504	1:27.566	114	15.343	1:22.233	134	13.061	1:21.939	114	13.110	1:22.512
79	17.585	1:27.702	134	17.376	1:23.124	134	15.538	1:22.693	114	13.271	1:22.344	134	13.565	1:23.177
90	18.052	1:27.650	114	17.641	1:21.525	124	15.932	1:22.108	124	13.456	1:21.940	124	13.715	1:22.932
78	18.633	1:27.219	124	18.355	1:23.805	133	16.154	1:21.980	133	13.799	1:22.061	133	13.944	1:22.818
134	18.824	1:25.100	133	18.705	1:22.942	84	18.716	1:27.743	84	21.053	1:26.753	84	26.010	1:27.630
124	19.122	1:22.125	79	21.683	1:28.670	79	25.336	1:28.184	79	28.266	1:27.346	79	33.020	1:27.427
76	20.127	1:28.333	90	21.960	1:28.480	90	25.625	1:28.196	90	28.641	1:27.432	90	33.536	1:27.568
133	20.335	1:24.251	78	22.432	1:28.371	78	26.183	1:28.282	78	29.284	1:27.517	78	34.205	1:27.594
114	20.688	1:24.134	76	22.792	1:27.237	76	26.584	1:28.323	76	29.695	1:27.527	76	34.889	1:27.867
86	22.566	1:29.130	86	25.665	1:27.671	86	28.329	1:27.195	86	31.135	1:27.222	86	36.083	1:27.621
82	23.897	1:30.971	82	27.340	1:28.015	82	30.013	1:27.204	82	34.389	1:28.792	82	39.171	1:27.455
81	24.376	1:28.857	81	27.942	1:28.138	81	31.004	1:27.593	81	35.007	1:28.419	141	39.743	1:26.930
141	32.102	1:24.982	141	32.261	1:24.731	141	33.510	1:25.780	141	35.486	1:26.392	81	40.282	1:27.948
83	34.827	1:29.528	83	39.748	1:29.493	83	44.244	1:29.027	83	48.598	1:28.770	83	54.635	1:28.710

# Caterham Graduates (Classic Class)

## RACE 3 - LAP CHART

Lap 11			Lap 12			Lap 13			Lap 14			Lap 15		
No	Behind	Laptime	No	Behind	Laptime	No	Behind	Laptime	No	Behind	Laptime	No	Behind	Laptime
151		1:20.465	151		1:20.913	151		1:21.072	151		1:21.294	151		1:21.588
71	6.026	1:24.321	88	9.448	1:23.639	71	13.169	1:24.246	88	16.256	1:23.989	83	1 LAP	1:29.359
77	6.412	1:24.308	71	9.995	1:24.882	88	13.561	1:25.185	71	16.627	1:24.752			
88	6.722	1:24.358	77	10.356	1:24.857	77	13.890	1:24.606	77	16.897	1:24.301			
80	7.529	1:24.526	80	11.212	1:24.596	80	14.124	1:23.984	134	17.280	1:23.894			
134	14.612	1:21.512	134	14.726	1:21.027	134	14.680	1:21.026	80	18.825	1:25.995			
133	15.947	1:22.468	133	16.806	1:21.772	133	17.460	1:21.726	133	19.032	1:22.866			
114	20.542	1:27.897	114	20.869	1:21.240	114	21.330	1:21.533	114	21.667	1:21.631			
124	30.289	1:37.039	124	36.614	1:27.238	124	37.516	1:21.974	124	37.949	1:21.727			
84	32.781	1:27.236	84	39.085	1:27.217	84	45.318	1:27.305	84	51.152	1:27.128			
79	40.395	1:27.840	79	48.096	1:28.614	79	54.800	1:27.776	79	1:01.759	1:28.253			
90	40.624	1:27.553	78	48.522	1:28.230	78	55.323	1:27.873	78	1:02.074	1:28.045			
78	41.205	1:27.465	90	48.821	1:29.110	86	55.958	1:27.328	86	1:02.400	1:27.736			
76	41.673	1:27.249	76	49.255	1:28.495	76	56.258	1:28.075	76	1:02.820	1:27.856			
86	42.299	1:26.681	86	49.702	1:28.316	90	56.502	1:28.753	90	1:03.344	1:28.136			
141	43.806	1:24.528	141	50.075	1:27.182	141	57.536	1:28.533	141	1:04.039	1:27.797			
82	46.305	1:27.599	82	52.232	1:26.840	82	58.649	1:27.489	82	1:04.800	1:27.445			
81	46.770	1:26.953	81	52.922	1:27.065	81	59.285	1:27.435	81	1:05.486	1:27.495			
83	1:03.048	1:28.878	83	1:11.454	1:29.319	83	1:20.341	1:29.959						

**Caterham Graduates (Classic Cars)**  
**QUALIFYING - RACE 9 - CLASSIFICATION**

POS	NO	CL	NAME	ENTRY	TIME	ON	LAPS	GAP	DIFF	MPH
1	71		<b>Graeme SMITH</b>	- Caterham Classic/1600	<b>1:49.808</b>	6	8			68.84
2	80		<b>Charles FITZHUGH</b>	- Caterham Classic/1600	<b>1:49.813</b>	3	8	<b>0.005</b>	0.005	68.84
3	88		<b>Matthew GILLBANKS</b>	- Caterham Classic/1600	<b>1:50.839</b>	6	8	<b>1.031</b>	1.026	68.20
4	77		<b>Flick HAIGH</b>	- Caterham Classic/1600	<b>1:51.404</b>	7	8	<b>1.596</b>	0.565	67.86
5	90		<b>Andrew SAGER</b>	- Caterham Classic/1600	<b>1:51.601</b>	4	8	<b>1.793</b>	0.197	67.74
6	86		<b>Terry PALMER</b>	- Caterham Classic/1600	<b>1:52.855</b>	6	8	<b>3.047</b>	1.254	66.98
7	78		<b>Pete CANNARD</b>	- Caterham Classic/1600	<b>1:53.335</b>	8	8	<b>3.527</b>	0.480	66.70
8	79		<b>Dave MARSON</b>	- Caterham Classic/1600	<b>1:53.921</b>	6	8	<b>4.113</b>	0.586	66.36
9	84		<b>Trevor HARBER</b>	- Caterham Classic/1600	<b>1:53.961</b>	6	8	<b>4.153</b>	0.040	66.33
10	82		<b>Paul HARBACH</b>	- Caterham Classic/1600	<b>1:54.215</b>	7	8	<b>4.407</b>	0.254	66.19
11	76		<b>Sheila MARSHALL</b>	- Caterham Classic/1600	<b>1:54.345</b>	4	8	<b>4.537</b>	0.130	66.11
12	81		<b>Darren GRAINGER</b>	- Caterham Classic/1600	<b>1:54.509</b>	6	8	<b>4.701</b>	0.164	66.02
13	83		<b>Colin ROTHWELL</b>	- Caterham Classic/1600	<b>1:56.235</b>	6	8	<b>6.427</b>	1.726	65.04

Weather / Track : Cloudy / Dry

These results are provisional until the conclusion of any judicial and technical matters.

Anglesey International  
 Circuit Length = 2.1000 miles  
 Start: 10:02 End: 10:18

Clerk of Course :		Timekeeper :
-------------------	--	--------------



## Caterham Graduates (Classic Cars)

### QUALIFYING - RACE 9 - LAP ANALYSIS

<b>71</b>	<b>Graeme SMITH</b>		<b>Caterham Classic/1600</b>				
1 -	1:52.092	+ 2.284	10:04:21.370	5 -	1:52.642	+ 2.834	10:11:45.400
2 -	1:50.835	+ 1.027	10:06:12.205	6 -	<b>1:49.808</b>		<b>10:13:35.208</b>
3 -	1:50.499	+ 0.691	10:08:02.704	7 -	1:50.294	+ 0.486	10:15:25.502
4 -	1:50.054	+ 0.246	10:09:52.758	8 -	1:51.747	+ 1.939	10:17:17.249
<b>76</b>	<b>Sheila MARSHALL</b>		<b>Caterham Classic/1600</b>				
1 -	1:58.162	+ 3.817	10:04:43.795	5 -	1:55.446	+ 1.101	10:12:23.961
2 -	1:56.011	+ 1.666	10:06:39.806	6 -	1:55.668	+ 1.323	10:14:19.629
3 -	1:54.364	+ 0.019	10:08:34.170	7 -	1:54.894	+ 0.549	10:16:14.523
4 -	<b>1:54.345</b>		<b>10:10:28.515</b>	8 -	1:54.800	+ 0.455	10:18:09.323
<b>77</b>	<b>Flick HAIGH</b>		<b>Caterham Classic/1600</b>				
1 -	1:54.148	+ 2.744	10:04:31.488	5 -	1:52.183	+ 0.779	10:11:58.398
2 -	1:51.468	+ 0.064	10:06:22.956	6 -	1:51.451	+ 0.047	10:13:49.849
3 -	1:51.441	+ 0.037	10:08:14.397	7 -	<b>1:51.404</b>		<b>10:15:41.253</b>
4 -	1:51.818	+ 0.414	10:10:06.215	8 -	1:51.891	+ 0.487	10:17:33.144
<b>78</b>	<b>Pete CANNARD</b>		<b>Caterham Classic/1600</b>				
1 -	1:55.011	+ 1.676	10:04:34.583	5 -	1:54.277	+ 0.942	10:12:10.946
2 -	1:54.556	+ 1.221	10:06:29.139	6 -	1:53.986	+ 0.651	10:14:04.932
3 -	1:53.741	+ 0.406	10:08:22.880	7 -	2:00.552	+ 7.217	10:16:05.484
4 -	1:53.789	+ 0.454	10:10:16.669	8 -	<b>1:53.335</b>		<b>10:17:58.819</b>
<b>79</b>	<b>Dave MARSON</b>		<b>Caterham Classic/1600</b>				
1 -	1:55.773	+ 1.852	10:04:31.172	5 -	1:54.529	+ 0.608	10:12:10.198
2 -	1:54.705	+ 0.784	10:06:25.877	6 -	<b>1:53.921</b>		<b>10:14:04.119</b>
3 -	1:54.335	+ 0.414	10:08:20.212	7 -	1:55.218	+ 1.297	10:15:59.337
4 -	1:55.457	+ 1.536	10:10:15.669	8 -	1:54.335	+ 0.414	10:17:53.672
<b>80</b>	<b>Charles FITZHUGH</b>		<b>Caterham Classic/1600</b>				
1 -	1:52.498	+ 2.685	10:04:23.772	5 -	1:50.453	+ 0.640	10:11:44.228
2 -	1:50.329	+ 0.516	10:06:14.101	6 -	1:51.237	+ 1.424	10:13:35.465
3 -	<b>1:49.813</b>		<b>10:08:03.914</b>	7 -	1:50.658	+ 0.845	10:15:26.123
4 -	1:49.861	+ 0.048	10:09:53.775	8 -	1:50.192	+ 0.379	10:17:16.315
<b>81</b>	<b>Darren GRAINGER</b>		<b>Caterham Classic/1600</b>				
1 -	2:05.710	+ 11.201	10:04:53.391	5 -	1:54.733	+ 0.224	10:12:36.656
2 -	1:58.058	+ 3.549	10:06:51.449	6 -	<b>1:54.509</b>		<b>10:14:31.165</b>
3 -	1:55.609	+ 1.100	10:08:47.058	7 -	1:55.306	+ 0.797	10:16:26.471
4 -	1:54.865	+ 0.356	10:10:41.923	8 -	1:56.504	+ 1.995	10:18:22.975
<b>82</b>	<b>Paul HARBACH</b>		<b>Caterham Classic/1600</b>				
1 -	1:59.230	+ 5.015	10:04:56.203	5 -	1:54.716	+ 0.501	10:12:38.134
2 -	1:56.187	+ 1.972	10:06:52.390	6 -	1:54.239	+ 0.024	10:14:32.373
3 -	1:55.995	+ 1.780	10:08:48.385	7 -	<b>1:54.215</b>		<b>10:16:26.588</b>
4 -	1:55.033	+ 0.818	10:10:43.418	8 -	1:57.067	+ 2.852	10:18:23.655
<b>83</b>	<b>Colin ROTHWELL</b>		<b>Caterham Classic/1600</b>				
1 -	2:15.008	+ 18.773	10:05:00.434	5 -	1:56.942	+ 0.707	10:12:56.850
2 -	2:01.814	+ 5.579	10:07:02.248	6 -	<b>1:56.235</b>		<b>10:14:53.085</b>
3 -	1:59.324	+ 3.089	10:09:01.572	7 -	1:56.928	+ 0.693	10:16:50.013
4 -	1:58.336	+ 2.101	10:10:59.908	8 -	1:56.323	+ 0.088	10:18:46.336
<b>84</b>	<b>Trevor HARBER</b>		<b>Caterham Classic/1600</b>				
1 -	1:56.728	+ 2.767	10:04:30.473	5 -	1:54.491	+ 0.530	10:12:09.970
2 -	1:56.157	+ 2.196	10:06:26.630	6 -	<b>1:53.961</b>		<b>10:14:03.931</b>
3 -	1:54.292	+ 0.331	10:08:20.922	7 -	1:56.421	+ 2.460	10:16:00.352
4 -	1:54.557	+ 0.596	10:10:15.479	8 -	1:54.602	+ 0.641	10:17:54.954
<b>86</b>	<b>Terry PALMER</b>		<b>Caterham Classic/1600</b>				
1 -	1:59.459	+ 6.604	10:04:40.708	5 -	1:53.534	+ 0.679	10:12:19.012

Anglesey International  
 Circuit Length = 2.1000 miles  
 Start: 10:02 End: 10:18


Weather / Track : Cloudy / Dry

**Caterham Graduates (Classic Cars)**  
**QUALIFYING - RACE 9 - LAP ANALYSIS**

2 -	1:55.949	+ 3.094	10:06:36.657	6 -	<b>1:52.855</b>		<b>10:14:11.867</b>
3 -	1:54.745	+ 1.890	10:08:31.402	7 -	1:54.027	+ 1.172	10:16:05.894
4 -	1:54.076	+ 1.221	10:10:25.478	8 -	1:53.377	+ 0.522	10:17:59.271
<b>88</b>	<b>Matthew GILLBANKS</b>		<b>Caterham Classic/1600</b>				
1 -	1:53.953	+ 3.114	10:04:30.854	5 -	1:51.659	+ 0.820	10:12:15.825
2 -	1:51.332	+ 0.493	10:06:22.186	6 -	<b>1:50.839</b>		<b>10:14:06.664</b>
3 -	1:51.174	+ 0.335	10:08:13.360	7 -	1:51.400	+ 0.561	10:15:58.064
4 -	2:10.806	+ 19.967	10:10:24.166	8 -	1:50.876	+ 0.037	10:17:48.940
<b>90</b>	<b>Andrew SAGER</b>		<b>Caterham Classic/1600</b>				
1 -	1:58.614	+ 7.013	10:04:33.532	5 -	1:53.349	+ 1.748	10:12:11.698
2 -	1:53.794	+ 2.193	10:06:27.326	6 -	1:58.459	+ 6.858	10:14:10.157
3 -	1:59.422	+ 7.821	10:08:26.748	7 -	1:52.352	+ 0.751	10:16:02.509
4 -	<b>1:51.601</b>		<b>10:10:18.349</b>	8 -	1:52.488	+ 0.887	10:17:54.997

# Caterham Graduates (Classic Class)

## RACE 9 - GRID

ROW 7			1:56.235 83 Colin ROTHWELL
ROW 6	1:54.509 81 Darren GRAINGER	1:54.345 76 Sheila MARSHALL	
ROW 5		1:54.215 82 Paul HARBACH	1:53.961 84 Trevor HARBER
ROW 4	1:53.921 79 Dave MARSON	1:53.335 78 Pete CANNARD	
ROW 3		1:52.855 86 Terry PALMER	1:51.601 90 Andrew SAGER
ROW 2	1:51.404 77 Flick HAIGH	1:50.839 88 Matthew GILLBANKS	
ROW 1		1:49.813 80 Charles FITZHUGH	1:49.808 71 Graeme SMITH
<b>Pole</b>			
			

Anglesey International  
Circuit Length = 2.1000 miles

Clerk of Course :

Timekeeper :

# Caterham Graduates (Classic Class)

## RACE 9 - CLASSIFICATION

POS	NO	CL	NAME	ENTRY	LAPS	TIME	GAP	DIFF	MPH	BEST	ON
1	71		<b>Graeme SMITH</b>	- Caterham Classic/1600	11	20:17.863			68.28	1:49.741	6
2	80		<b>Charles FITZHUGH</b>	- Caterham Classic/1600	11	20:30.399	<b>12.536</b>	12.536	67.58	1:49.849	2
3	88		<b>Matthew GILLBANKS</b>	- Caterham Classic/1600	11	20:32.441	<b>14.578</b>	2.042	67.47	1:49.483	2
4	77		<b>Flick HAIGH</b>	- Caterham Classic/1600	11	20:32.737	<b>14.874</b>	0.296	67.45	1:49.995	2
5	79		<b>Dave MARSON</b>	- Caterham Classic/1600	11	21:00.814	<b>42.951</b>	28.077	65.95	1:52.969	7
6	86		<b>Terry PALMER</b>	- Caterham Classic/1600	11	21:01.297	<b>43.434</b>	0.483	65.93	1:53.482	3
7	78		<b>Pete CANNARD</b>	- Caterham Classic/1600	11	21:01.655	<b>43.792</b>	0.358	65.91	1:52.593	3
8	82		<b>Paul HARBACH</b>	- Caterham Classic/1600	11	21:02.446	<b>44.583</b>	0.791	65.87	1:53.167	7
9	84		<b>Trevor HARBER</b>	- Caterham Classic/1600	11	21:02.630	<b>44.767</b>	0.184	65.86	1:53.247	7
10	76		<b>Sheila MARSHALL</b>	- Caterham Classic/1600	11	21:07.353	<b>49.490</b>	4.723	65.61	1:53.688	8
11	83		<b>Colin ROTHWELL</b>	- Caterham Classic/1600	11	21:07.893	<b>50.030</b>	0.540	65.58	1:53.988	11
12	81		<b>Darren GRAINGER</b>	- Caterham Classic/1600	11	21:11.023	<b>53.160</b>	3.130	65.42	1:53.752	11
13	90		<b>Andrew SAGER</b>	- Caterham Classic/1600	11	21:12.019	<b>54.156</b>	0.996	65.37	1:52.222	3

### FASTEST LAP

88	<b>Matthew GILLBANKS</b>	- Caterham Classic/1600	2	1:49.483	69.05 mph	111.12 kph
----	--------------------------	-------------------------	---	----------	-----------	------------

Weather / Track : Bright / Dry

These results are provisional until the conclusion of any judicial and technical matters.

Anglesey International  
 Circuit Length = 2.1000 miles  
 Start: 13:16 End: 13:37

Clerk of Course :		Timekeeper :
-------------------	--	--------------

## Caterham Graduates (Classic Class)

### RACE 9 - LAP CHART

Lap 1			Lap 2			Lap 3			Lap 4			Lap 5		
No	Behind	Laptime	No	Behind	Laptime	No	Behind	Laptime	No	Behind	Laptime	No	Behind	Laptime
71		1:52.341	71		1:50.180	71		1:50.735	80		1:50.111	71		1:50.123
80	0.777	1:53.118	80	0.446	1:49.849	80	0.276	1:50.565	71	0.138	1:50.525	88	0.600	1:50.268
88	1.595	1:53.935	88	0.898	1:49.483	88	0.745	1:50.582	88	0.593	1:50.235	80	0.861	1:51.122
77	1.869	1:54.154	77	1.684	1:49.995	77	1.479	1:50.530	77	1.620	1:50.528	77	2.024	1:50.665
79	3.442	1:54.336	79	6.948	1:53.686	79	10.648	1:54.435	79	14.983	1:54.722	79	19.056	1:54.334
90	3.954	1:55.527	84	8.123	1:53.945	84	10.836	1:53.448	86	15.268	1:54.196	86	19.559	1:54.552
84	4.358	1:54.918	86	8.712	1:54.337	86	11.459	1:53.482	78	15.792	1:54.364	78	20.433	1:54.902
86	4.555	1:55.865	78	9.957	1:54.191	78	11.815	1:52.593	84	16.247	1:55.798	84	20.850	1:54.864
82	5.478	1:55.948	82	10.528	1:55.230	82	13.074	1:53.281	82	16.877	1:54.190	82	21.436	1:54.820
78	5.946	1:56.531	76	11.376	1:54.631	76	15.524	1:54.883	76	19.604	1:54.467	90	24.540	1:53.413
76	6.925	1:56.855	83	12.707	1:54.384	83	16.937	1:54.965	83	20.786	1:54.236	76	24.686	1:55.343
83	8.503	1:57.944	81	13.515	1:54.643	90	17.274	1:52.222	90	21.388	1:54.501	83	25.179	1:54.654
81	9.052	1:58.997	90	15.787	2:02.013	81	17.826	1:55.046	81	21.676	1:54.237	81	27.450	1:56.035

# Caterham Graduates (Classic Class)

## RACE 9 - LAP CHART

Lap 6			Lap 7			Lap 8			Lap 9			Lap 10		
No	Behind	Laptime	No	Behind	Laptime	No	Behind	Laptime	No	Behind	Laptime	No	Behind	Laptime
71		1:49.741	71		1:50.434	71		1:50.328	71		1:50.522	71		1:50.759
88	0.730	1:49.871	88	0.828	1:50.532	88	5.848	1:55.348	88	9.624	1:54.298	80	11.785	1:52.672
80	1.537	1:50.417	80	1.309	1:50.206	77	8.425	1:53.920	80	9.872	1:51.298	88	13.261	1:54.396
77	3.435	1:51.152	77	4.833	1:51.832	80	9.096	1:58.115	77	10.225	1:52.322	77	13.415	1:53.949
86	24.461	1:54.643	86	27.828	1:53.801	86	31.674	1:54.174	86	35.920	1:54.768	86	38.874	1:53.713
78	25.089	1:54.397	78	28.466	1:53.811	78	32.241	1:54.103	78	36.066	1:54.347	79	39.184	1:53.630
82	27.000	1:55.305	82	29.733	1:53.167	79	33.155	1:53.090	79	36.313	1:53.680	78	40.055	1:54.748
79	27.858	1:58.543	79	30.393	1:52.969	82	33.499	1:54.094	82	36.974	1:53.997	82	41.057	1:54.842
84	28.280	1:57.171	84	31.093	1:53.247	84	35.011	1:54.246	84	37.864	1:53.375	84	41.399	1:54.294
90	28.719	1:53.920	90	31.688	1:53.403	76	37.480	1:53.688	76	41.844	1:54.886	76	46.435	1:55.350
76	29.906	1:54.961	76	34.120	1:54.648	83	38.534	1:54.163	83	42.261	1:54.249	83	46.962	1:55.460
83	30.949	1:55.511	83	34.699	1:54.184	81	40.971	1:54.323	81	45.523	1:55.074	81	50.328	1:55.564
81	32.527	1:54.818	81	36.976	1:54.883	90	47.989	2:06.629	90	50.766	1:53.299	90	52.351	1:52.344

## Caterham Graduates (Classic Class)

### RACE 9 - LAP CHART

Lap 11		
No	Behind	Laptime
71		1:50.920
80	12.536	1:51.671
88	14.578	1:52.237
77	14.874	1:52.379
79	42.951	1:54.687
86	43.434	1:55.480
78	43.792	1:54.657
82	44.583	1:54.446
84	44.767	1:54.288
76	49.490	1:53.975
83	50.030	1:53.988
81	53.160	1:53.752
90	54.156	1:52.725

**Performance & Economy Sports/Saloon Cars**  
**QUALIFYING - RACE 4 - CLASSIFICATION**

POS	NO	CL	NAME	ENTRY	TIME	ON	LAPS	GAP	DIFF	MPH
1	71	B	Robert PRITCHARD	- Caterham/2300	1:12.361	10	10			77.11
2	44	B	Peter DAVIES	- Caterham R400/1800	1:13.743	6	12	1.382	1.382	75.66
3	1	D	Paul DOBSON	- Mazda RX7/2600	1:13.932	4	6	1.571	0.189	75.47
4	90	C	Chris MARIES	- MK Indy Busa/1300	1:15.360	5	9	2.999	1.428	74.04
5	60	C	Iain GORRIE	- Darrian GT - B/1600	1:15.743	9	11	3.382	0.383	73.67
6	38	B	Kevin CRYER	- Caterham 7/2000	1:16.073	9	12	3.712	0.330	73.35
7	12	E	Dennis COMPTON	- BMW E30 M3/2500	1:16.086	5	11	3.725	0.013	73.33
8	58	A	Darren SMITH	- TVR Tuscan/4500	1:16.476	10	11	4.115	0.390	72.96
9	26	B	Cam FORBES	- Westfield SEIW/2000	1:16.621	7	11	4.260	0.145	72.82
10	15	A	Mike SEDGWICK	- Morgan +8/5000	1:17.340	11	11	4.979	0.719	72.14
11	3	C	Chris ALLANSON	- Z Cars Mini/1300	1:17.841	2	9	5.480	0.501	71.68
12	62	C	Paul SAMPSON	- Suzuki SC/1100	1:17.904	4	11	5.543	0.063	71.62
13	91	A	Jeremey SNOWDEN	- Z Cars Mini/2000	1:18.269	3	11	5.908	0.365	71.29
14	56	D	Duncan AUCKLAND	- Rover 3500SE/4200	1:18.344	6	11	5.983	0.075	71.22
15	14	E	Steven HIBBERTT	- Lotus Sport Elise/1886	1:19.103	7	10	6.742	0.759	70.54
16	51	C	Barry CHANTLER	- Caterham Mega Graduate/1600	1:19.360	5	11	6.999	0.257	70.31
17	35	C	Chris THOMAS	- Z Cars Mini/1300	1:20.298	11	11	7.937	0.938	69.49
18	93	C	Robert SPENCER	- Stuart Taylor loco Saki/1200	1:20.333	7	10	7.972	0.035	69.46
19	20	A	James AUCKLAND	- Capri 3.0s/3907	1:20.614	5	11	8.253	0.281	69.21
20	4	F	Phil HALL	- Banks Europa/1598	1:23.079	6	10	10.718	2.465	67.16
21	24	D	Ralph UNDERWOOD	- Triumph TR7/4600	1:24.963	4	10	12.602	1.884	65.67
22	40	B	Dave MARIES	- Westfield/1800	1:25.274	10	10	12.913	0.311	65.43
23	37	E	Brian ALLEN	- Fiesta XR2i/1615	1:26.924	10	10	14.563	1.650	64.19
24	68	A	Paul SHEARD	- Ford Mondeo/3000	1:28.661	1	1	16.300	1.737	62.93

CAR 68 - TRANSPONDER NOT WORKING

Weather / Track : Bright / Dry

These results are provisional until the conclusion of any judicial and technical matters.

Anglesey Coastal  
 Circuit Length = 1.5500 miles  
 Start: 11:11 End: 11:27

Clerk of Course :		Timekeeper :
-------------------	--	--------------



**Performance & Economy Sports/Saloon Cars**  
**QUALIFYING - RACE 4 - LAP ANALYSIS**

<b>1</b>	<b>Paul DOBSON</b>		<b>Mazda RX7/2600</b>			
1 -	1:24.376	+ 10.444	11:12:56.854	4 -	<b>1:13.932</b>	<b>11:16:51.978</b>
2 -	1:25.784	+ 11.852	11:14:22.638	5 -	5:38.008	+ 4:24.076 11:22:29.986
3 -	1:15.408	+ 1.476	11:15:38.046	6 -	1:14.603	+ 0.671 11:23:44.589
<b>3</b>	<b>Chris ALLANSON</b>		<b>Z Cars Mini/1300</b>			
1 -	1:22.580	+ 4.739	11:13:11.637	6 -	1:18.708	+ 0.867 11:19:43.089
2 -	<b>1:17.841</b>		<b>11:14:29.478</b>	7 -	1:18.708	+ 0.867 11:21:01.797
3 -	1:18.015	+ 0.174	11:15:47.493	8 -	1:17.966	+ 0.125 11:22:19.763
4 -	1:18.528	+ 0.687	11:17:06.021	9 -	1:17.959	+ 0.118 11:23:37.722
5 -	1:18.360	+ 0.519	11:18:24.381			
<b>4</b>	<b>Phil HALL</b>		<b>Banks Europa/1598</b>			
1 -	1:39.289	+ 16.210	11:13:40.654	6 -	<b>1:23.079</b>	<b>11:20:55.654</b>
2 -	1:31.085	+ 8.006	11:15:11.739	7 -	1:23.195	+ 0.116 11:22:18.849
3 -	1:28.266	+ 5.187	11:16:40.005	8 -	1:23.192	+ 0.113 11:23:42.041
4 -	1:26.548	+ 3.469	11:18:06.553	9 -	1:24.092	+ 1.013 11:25:06.133
5 -	1:26.022	+ 2.943	11:19:32.575	10 -	1:24.370	+ 1.291 11:26:30.503
<b>12</b>	<b>Dennis COMPTON</b>		<b>BMW E30 M3/2500</b>			
1 -	1:37.562	+ 21.476	11:13:58.836	7 -	1:16.476	+ 0.390 11:21:42.152
2 -	1:20.593	+ 4.507	11:15:19.429	8 -	1:17.742	+ 1.656 11:22:59.894
3 -	1:17.575	+ 1.489	11:16:37.004	9 -	1:17.178	+ 1.092 11:24:17.072
4 -	1:16.480	+ 0.394	11:17:53.484	10 -	1:18.187	+ 2.101 11:25:35.259
5 -	<b>1:16.086</b>		<b>11:19:09.570</b>	11 -	1:16.209	+ 0.123 11:26:51.468
6 -	1:16.106	+ 0.020	11:20:25.676			
<b>14</b>	<b>Steven HIBBERTT</b>		<b>Lotus Sport Elise/1886</b>			
1 -	1:36.437	+ 17.334	11:14:00.590	6 -	1:20.902	+ 1.799 11:20:54.131
2 -	1:26.284	+ 7.181	11:15:26.874	7 -	<b>1:19.103</b>	<b>11:22:13.234</b>
3 -	1:21.762	+ 2.659	11:16:48.636	8 -	1:21.785	+ 2.682 11:23:35.019
4 -	1:21.559	+ 2.456	11:18:10.195	9 -	1:22.466	+ 3.363 11:24:57.485
5 -	1:23.034	+ 3.931	11:19:33.229	10 -	1:20.278	+ 1.175 11:26:17.763
<b>15</b>	<b>Mike SEDGWICK</b>		<b>Morgan +8/5000</b>			
1 -	1:23.474	+ 6.134	11:13:03.766	7 -	1:21.675	+ 4.335 11:21:04.523
2 -	1:20.322	+ 2.982	11:14:24.088	8 -	1:20.318	+ 2.978 11:22:24.841
3 -	1:19.332	+ 1.992	11:15:43.420	9 -	1:23.014	+ 5.674 11:23:47.855
4 -	1:19.751	+ 2.411	11:17:03.171	10 -	1:19.293	+ 1.953 11:25:07.148
5 -	1:19.666	+ 2.326	11:18:22.837	11 -	<b>1:17.340</b>	<b>11:26:24.488</b>
6 -	1:20.011	+ 2.671	11:19:42.848			
<b>20</b>	<b>James AUCLAND</b>		<b>Capri 3.0s/3907</b>			
1 -	1:33.904	+ 13.290	11:13:20.413	7 -	1:20.922	+ 0.308 11:21:30.086
2 -	1:22.816	+ 2.202	11:14:43.229	8 -	1:20.915	+ 0.301 11:22:51.001
3 -	1:22.472	+ 1.858	11:16:05.701	9 -	1:21.042	+ 0.428 11:24:12.043
4 -	1:21.962	+ 1.348	11:17:27.663	10 -	1:23.010	+ 2.396 11:25:35.053
5 -	<b>1:20.614</b>		<b>11:18:48.277</b>	11 -	1:21.931	+ 1.317 11:26:56.984
6 -	1:20.887	+ 0.273	11:20:09.164			
<b>24</b>	<b>Ralph UNDERWOOD</b>		<b>Triumph TR7/4600</b>			
1 -	1:37.111	+ 12.148	11:13:48.587	6 -	1:25.496	+ 0.533 11:21:03.190
2 -	1:29.841	+ 4.878	11:15:18.428	7 -	1:26.336	+ 1.373 11:22:29.526
3 -	1:26.372	+ 1.409	11:16:44.800	8 -	1:26.045	+ 1.082 11:23:55.571
4 -	<b>1:24.963</b>		<b>11:18:09.763</b>	9 -	1:27.196	+ 2.233 11:25:22.767
5 -	1:27.931	+ 2.968	11:19:37.694	10 -	1:27.549	+ 2.586 11:26:50.316
<b>26</b>	<b>Cam FORBES</b>		<b>Westfield SEIW/2000</b>			
1 -	1:28.302	+ 11.681	11:13:24.221	7 -	<b>1:16.621</b>	<b>11:21:13.067</b>
2 -	1:19.649	+ 3.028	11:14:43.870	8 -	1:18.183	+ 1.562 11:22:31.250
3 -	1:18.835	+ 2.214	11:16:02.705	9 -	1:19.533	+ 2.912 11:23:50.783
4 -	1:17.922	+ 1.301	11:17:20.627	10 -	1:17.172	+ 0.551 11:25:07.955
5 -	1:18.211	+ 1.590	11:18:38.838	11 -	1:16.820	+ 0.199 11:26:24.775

Anglesey Coastal  
Circuit Length = 1.5500 miles  
Start: 11:11 End: 11:27

Weather / Track : Bright / Dry

# Performance & Economy Sports/Saloon Cars

## QUALIFYING - RACE 4 - LAP ANALYSIS

6 -	1:17.608	+ 0.987	11:19:56.446				
<b>35</b>	<b>Chris THOMAS</b>		<b>Z Cars Mini/1300</b>				
1 -	1:24.843	+ 4.545	11:13:03.223	7 -	1:22.412	+ 2.114	11:21:26.390
2 -	1:23.487	+ 3.189	11:14:26.710	8 -	1:21.526	+ 1.228	11:22:47.916
3 -	1:20.573	+ 0.275	11:15:47.283	9 -	1:20.730	+ 0.432	11:24:08.646
4 -	1:20.618	+ 0.320	11:17:07.901	10 -	1:22.285	+ 1.987	11:25:30.931
5 -	1:35.119	+ 14.821	11:18:43.020	11 -	<b>1:20.298</b>		<b>11:26:51.229</b>
6 -	1:20.958	+ 0.660	11:20:03.978				
<b>37</b>	<b>Brian ALLEN</b>		<b>Fiesta XR2i/1615</b>				
1 -	1:36.730	+ 9.806	11:13:24.257	6 -	1:28.011	+ 1.087	11:20:48.963
2 -	1:29.548	+ 2.624	11:14:53.805	7 -	1:29.061	+ 2.137	11:22:18.024
3 -	1:29.679	+ 2.755	11:16:23.484	8 -	1:29.411	+ 2.487	11:23:47.435
4 -	1:30.004	+ 3.080	11:17:53.488	9 -	1:27.939	+ 1.015	11:25:15.374
5 -	1:27.464	+ 0.540	11:19:20.952	10 -	<b>1:26.924</b>		<b>11:26:42.298</b>
<b>38</b>	<b>Kevin CRYER</b>		<b>Caterham 7/2000</b>				
1 -	1:24.203	+ 8.130	11:13:00.902	7 -	1:17.323	+ 1.250	11:20:49.252
2 -	1:20.567	+ 4.494	11:14:21.469	8 -	1:16.473	+ 0.400	11:22:05.725
3 -	1:17.911	+ 1.838	11:15:39.380	9 -	<b>1:16.073</b>		<b>11:23:21.798</b>
4 -	1:17.884	+ 1.811	11:16:57.264	10 -	1:16.312	+ 0.239	11:24:38.110
5 -	1:16.662	+ 0.589	11:18:13.926	11 -	1:17.091	+ 1.018	11:25:55.201
6 -	1:18.003	+ 1.930	11:19:31.929	12 -	1:16.885	+ 0.812	11:27:12.086
<b>40</b>	<b>Dave MARIES</b>		<b>Westfield/1800</b>				
1 -	1:39.797	+ 14.523	11:13:58.482	6 -	1:27.261	+ 1.987	11:21:27.478
2 -	1:35.789	+ 10.515	11:15:34.271	7 -	1:25.849	+ 0.575	11:22:53.327
3 -	1:29.324	+ 4.050	11:17:03.595	8 -	1:26.090	+ 0.816	11:24:19.417
4 -	1:28.776	+ 3.502	11:18:32.371	9 -	1:26.575	+ 1.301	11:25:45.992
5 -	1:27.846	+ 2.572	11:20:00.217	10 -	<b>1:25.274</b>		<b>11:27:11.266</b>
<b>44</b>	<b>Peter DAVIES</b>		<b>Caterham R400/1800</b>				
1 -	1:24.925	+ 11.182	11:12:56.371	7 -	1:14.238	+ 0.495	11:20:28.503
2 -	1:16.049	+ 2.306	11:14:12.420	8 -	1:13.867	+ 0.124	11:21:42.370
3 -	1:18.881	+ 5.138	11:15:31.301	9 -	1:17.717	+ 3.974	11:23:00.087
4 -	1:14.382	+ 0.639	11:16:45.683	10 -	1:14.755	+ 1.012	11:24:14.842
5 -	1:14.839	+ 1.096	11:18:00.522	11 -	1:13.780	+ 0.037	11:25:28.622
6 -	<b>1:13.743</b>		<b>11:19:14.265</b>	12 -	1:14.289	+ 0.546	11:26:42.911
<b>51</b>	<b>Barry CHANTLER</b>		<b>Caterham Mega Graduate/1600</b>				
1 -	1:25.371	+ 6.011	11:13:31.146	7 -	1:19.508	+ 0.148	11:21:32.479
2 -	1:22.771	+ 3.411	11:14:53.917	8 -	1:20.473	+ 1.113	11:22:52.952
3 -	1:20.275	+ 0.915	11:16:14.192	9 -	1:20.439	+ 1.079	11:24:13.391
4 -	1:20.021	+ 0.661	11:17:34.213	10 -	1:22.379	+ 3.019	11:25:35.770
5 -	<b>1:19.360</b>		<b>11:18:53.573</b>	11 -	1:22.198	+ 2.838	11:26:57.968
6 -	1:19.398	+ 0.038	11:20:12.971				
<b>56</b>	<b>Duncan AUCKLAND</b>		<b>Rover 3500SE/4200</b>				
1 -	1:31.261	+ 12.917	11:13:51.014	7 -	1:19.913	+ 1.569	11:21:53.890
2 -	1:23.638	+ 5.294	11:15:14.652	8 -	1:20.012	+ 1.668	11:23:13.902
3 -	1:20.786	+ 2.442	11:16:35.438	9 -	1:20.357	+ 2.013	11:24:34.259
4 -	1:20.132	+ 1.788	11:17:55.570	10 -	1:20.585	+ 2.241	11:25:54.844
5 -	1:20.063	+ 1.719	11:19:15.633	11 -	1:20.056	+ 1.712	11:27:14.900
6 -	<b>1:18.344</b>		<b>11:20:33.977</b>				
<b>58</b>	<b>Darren SMITH</b>		<b>TVR Tuscan/4500</b>				
1 -	1:36.634	+ 20.158	11:13:49.016	7 -	1:17.395	+ 0.919	11:21:47.265
2 -	1:22.986	+ 6.510	11:15:12.002	8 -	1:17.060	+ 0.584	11:23:04.325
3 -	1:20.073	+ 3.597	11:16:32.075	9 -	1:16.807	+ 0.331	11:24:21.132
4 -	1:20.296	+ 3.820	11:17:52.371	10 -	<b>1:16.476</b>		<b>11:25:37.608</b>
5 -	1:19.731	+ 3.255	11:19:12.102	11 -	1:19.442	+ 2.966	11:26:57.050
6 -	1:17.768	+ 1.292	11:20:29.870				

Anglesey Coastal  
Circuit Length = 1.5500 miles  
Start: 11:11 End: 11:27


Weather / Track : Bright / Dry

**Performance & Economy Sports/Saloon Cars**  
**QUALIFYING - RACE 4 - LAP ANALYSIS**

<b>60</b>	<b>Iain GORRIE</b>		<b>Darrian GT - B/1600</b>				
1 -	1:43.166	+ 27.423	11:13:50.623	7 -	1:16.062	+ 0.319	11:21:36.787
2 -	1:21.742	+ 5.999	11:15:12.365	8 -	1:16.568	+ 0.825	11:22:53.355
3 -	1:18.734	+ 2.991	11:16:31.099	9 -	<b>1:15.743</b>		<b>11:24:09.098</b>
4 -	1:16.543	+ 0.800	11:17:47.642	10 -	1:16.137	+ 0.394	11:25:25.235
5 -	1:17.297	+ 1.554	11:19:04.939	11 -	1:17.196	+ 1.453	11:26:42.431
6 -	1:15.786	+ 0.043	11:20:20.725				
<b>62</b>	<b>Paul SAMPSON</b>		<b>Suzuki SC/1100</b>				
1 -	1:25.640	+ 7.736	11:13:32.611	7 -	1:20.591	+ 2.687	11:21:39.051
2 -	1:31.981	+ 14.077	11:15:04.592	8 -	1:21.265	+ 3.361	11:23:00.316
3 -	1:17.975	+ 0.071	11:16:22.567	9 -	1:20.659	+ 2.755	11:24:20.975
4 -	<b>1:17.904</b>		<b>11:17:40.471</b>	10 -	1:21.591	+ 3.687	11:25:42.566
5 -	1:18.971	+ 1.067	11:18:59.442	11 -	1:20.598	+ 2.694	11:27:03.164
6 -	1:19.018	+ 1.114	11:20:18.460				
<b>68</b>	<b>Paul SHEARD</b>		<b>Ford Mondeo/3000</b>				
1 -	<b>1:28.661</b>		<b>11:13:58.835</b>				
<b>71</b>	<b>Robert PRITCHARD</b>		<b>Caterham/2300</b>				
1 -	1:30.694	+ 18.333	11:13:30.109	6 -	1:14.979	+ 2.618	11:19:49.696
2 -	1:18.608	+ 6.247	11:14:48.717	7 -	1:15.004	+ 2.643	11:21:04.700
3 -	1:17.081	+ 4.720	11:16:05.798	8 -	1:15.687	+ 3.326	11:22:20.387
4 -	1:14.905	+ 2.544	11:17:20.703	9 -	1:14.458	+ 2.097	11:23:34.845
5 -	1:14.014	+ 1.653	11:18:34.717	10 -	<b>1:12.361</b>		<b>11:24:47.206</b>
<b>90</b>	<b>Chris MARIES</b>		<b>MK Indy Busa/1300</b>				
1 -	1:19.531	+ 4.171	11:13:09.490	6 -	1:15.649	+ 0.289	11:19:29.726
2 -	1:17.167	+ 1.807	11:14:26.657	7 -	1:15.630	+ 0.270	11:20:45.356
3 -	1:15.683	+ 0.323	11:15:42.340	8 -	1:15.684	+ 0.324	11:22:01.040
4 -	1:16.377	+ 1.017	11:16:58.717	9 -	1:16.009	+ 0.649	11:23:17.049
5 -	<b>1:15.360</b>		<b>11:18:14.077</b>				
<b>91</b>	<b>Jeremey SNOWDEN</b>		<b>Z Cars Mini/2000</b>				
1 -	1:27.368	+ 9.099	11:13:21.104	7 -	1:19.907	+ 1.638	11:21:20.038
2 -	1:19.341	+ 1.072	11:14:40.445	8 -	1:20.219	+ 1.950	11:22:40.257
3 -	<b>1:18.269</b>		<b>11:15:58.714</b>	9 -	1:19.862	+ 1.593	11:24:00.119
4 -	1:18.543	+ 0.274	11:17:17.257	10 -	1:22.881	+ 4.612	11:25:23.000
5 -	1:22.573	+ 4.304	11:18:39.830	11 -	1:22.604	+ 4.335	11:26:45.604
6 -	1:20.301	+ 2.032	11:20:00.131				
<b>93</b>	<b>Robert SPENCER</b>		<b>Stuart Taylor loco Saki/1200</b>				
1 -	1:33.527	+ 13.194	11:13:59.279	6 -	1:23.542	+ 3.209	11:20:51.209
2 -	1:23.307	+ 2.974	11:15:22.586	7 -	<b>1:20.333</b>		<b>11:22:11.542</b>
3 -	1:22.560	+ 2.227	11:16:45.146	8 -	1:24.154	+ 3.821	11:23:35.696
4 -	1:21.759	+ 1.426	11:18:06.905	9 -	1:22.630	+ 2.297	11:24:58.326
5 -	1:20.762	+ 0.429	11:19:27.667	10 -	1:21.112	+ 0.779	11:26:19.438

# Performance & Economy Sports/Saloon Cars

## RACE 4 - GRID

ROW 12	1:28.661 68 Paul SHEARD	1:26.924 37 Brian ALLEN
ROW 11	1:25.274 40 Dave MARIES	1:24.963 24 Ralph UNDERWOOD
ROW 10	1:23.079 4 Phil HALL	1:20.614 20 James AUCKLAND
ROW 9	1:20.333 93 Robert SPENCER	1:20.298 35 Chris THOMAS
ROW 8	1:19.360 51 Barry CHANTLER	1:19.103 14 Steven HIBBERTT
ROW 7	1:18.344 56 Duncan AUCKLAND	1:18.269 91 Jeremy SNOWDEN
ROW 6	1:17.904 62 Paul SAMPSON	1:17.841 3 Chris ALLANSON
ROW 5	1:17.340 15 Mike SEDGWICK	1:16.621 26 Cam FORBES
ROW 4	1:16.476 58 Darren SMITH	1:16.086 12 Dennis COMPTON
ROW 3	1:16.073 38 Kevin CRYER	1:15.743 60 Iain GORRIE
ROW 2	1:15.360 90 Chris MARIES	1:13.932 1 Paul DOBSON
ROW 1	1:13.743 44 Peter DAVIES	1:12.361 71 Robert PRITCHARD
<b>Pole</b>		
		

Anglesey Coastal  
Circuit Length = 1.5500 miles

**These results are provisional until the conclusion of any judicial and technical matters.**

Clerk of Course :

Timekeeper :

# Performance & Economy Sports/Saloon Cars

## RACE 4 - CLASSIFICATION

POS	NO	CL	NAME	ENTRY	LAPS	TIME	GAP	DIFF	MPH	BEST	ON
1	71	B	Robert PRITCHARD	- Caterham/2300	16	19:32.987			76.11	1:12.380	3
2	44	B	Peter DAVIES	- Caterham R400/1800	16	20:14.471	41.484	41.484	73.51	1:13.309	2
3	58	A	Darren SMITH	- TVR Tuscan/4500	16	20:17.322	44.335	2.851	73.34	1:14.047	10
4	90	C	Chris MARIES	- MK Indy Busa/1300	16	20:18.191	45.204	0.869	73.28	1:15.402	16
5	38	B	Kevin CRYER	- Caterham 7/2000	16	20:27.824	54.837	9.633	72.71	1:14.809	6
6	12	E	Dennis COMPTON	- BMW E30 M3/2500	16	20:35.486	1:02.499	7.662	72.26	1:15.083	3
7	15	A	Mike SEDGWICK	- Morgan +8/5000	16	20:40.259	1:07.272	4.773	71.98	1:15.949	12
8	26	B	Cam FORBES	- Westfield SEIW/2000	15	19:36.012	1 lap	1 lap	71.17	1:16.062	6
9	93	C	Robert SPENCER	- Stuart Taylor loco Saki/1200	15	19:42.235	1 lap	6.223	70.79	1:17.546	7
10	56	D	Duncan AUCKLAND	- Rover 3500SE/4200	15	19:45.926	1 lap	3.691	70.57	1:17.871	5
11	14	E	Steven HIBBERT	- Lotus Sport Elise/1886	15	19:48.999	1 lap	3.073	70.39	1:15.809	14
12	51	C	Barry CHANTLER	- Caterham Mega Graduate/1600	15	19:50.119	1 lap	1.120	70.32	1:18.038	5
13	62	C	Paul SAMPSON	- Suzuki SC/1100	15	19:51.325	1 lap	1.206	70.25	1:17.421	5
14	91	A	Jeremey SNOWDEN	- Z Cars Mini/2000	15	20:11.441	1 lap	20.116	69.09	1:18.099	4
15	20	A	James AUCKLAND	- Capri 3.0s/3907	15	20:27.525	1 lap	16.084	68.18	1:20.431	9
16	24	D	Ralph UNDERWOOD	- Triumph TR7/4600	15	20:37.038	1 lap	9.513	67.66	1:20.386	9
17	35	C	Chris THOMAS	- Z Cars Mini/1300	15	20:45.267	1 lap	8.229	67.21	1:20.724	3
18	4	F	Phil HALL	- Banks Europa/1598	15	20:48.365	1 lap	3.098	67.04	1:21.257	14
19	95	C	Paul WOOLFITT	- Mini	14	19:46.921	2 laps	1 lap	65.81	1:22.674	4
20	40	B	Dave MARIES	- Westfield/1800	14	20:12.832	2 laps	25.911	64.41	1:23.623	14
21	37	E	Brian ALLEN	- Fiesta XR2i/1615	14	21:00.971	2 laps	48.139	61.95	1:26.489	2

### NOT CLASSIFIED

DNF	68	A	Paul SHEARD	- Ford Mondeo/3000	2	3:32.655	14 laps	12 laps	52.47	1:29.193	1
DNF	3	C	Chris ALLANSON	- Z Cars Mini/1300	13	16:53.299	3 laps	0.000	71.58	1:16.492	12

### FASTEST LAP

58	A	Darren SMITH	- TVR Tuscan/4500	10	1:14.047	75.35 mph	121.27 kph
71	B	Robert PRITCHARD	- Caterham/2300	3	1:12.380	77.09 mph	124.07 kph
90	C	Chris MARIES	- MK Indy Busa/1300	16	1:15.402	74.00 mph	119.09 kph
56	D	Duncan AUCKLAND	- Rover 3500SE/4200	5	1:17.871	71.65 mph	115.32 kph
12	E	Dennis COMPTON	- BMW E30 M3/2500	3	1:15.083	74.31 mph	119.60 kph
4	F	Phil HALL	- Banks Europa/1598	14	1:21.257	68.67 mph	110.51 kph

Weather / Track : Bright / Dry

These results are provisional until the conclusion of any judicial and technical matters.

Anglesey Coastal  
Circuit Length = 1.5500 miles  
Start: 14:51 End: 15:13

Clerk of Course :		Timekeeper :	
-------------------	--	--------------	--

# Performance & Economy Sports/Saloon Cars

## RACE 4 - LAP CHART

Lap 1			Lap 2			Lap 3			Lap 4			Lap 5		
No	Behind	Laptime	No	Behind	Laptime	No	Behind	Laptime	No	Behind	Laptime	No	Behind	Laptime
71		1:14.300	71		1:12.835	71		1:12.380	71		1:13.111	71		1:13.305
44	2.500	1:16.800	44	2.974	1:13.309	44	5.433	1:14.839	44	7.623	1:15.301	44	10.328	1:16.010
90	3.300	1:17.599	90	6.019	1:15.554	90	9.251	1:15.612	90	11.936	1:15.796	90	14.529	1:15.898
26	5.825	1:18.652	12	8.798	1:15.357	12	11.501	1:15.083	12	14.630	1:16.240	12	17.505	1:16.180
3	6.171	1:18.768	3	11.163	1:17.827	38	15.914	1:16.769	38	18.332	1:15.529	38	20.136	1:15.109
12	6.276	1:19.034	38	11.525	1:17.298	3	17.565	1:18.782	58	18.716	1:14.113	58	20.410	1:14.999
38	7.062	1:20.369	26	12.482	1:19.492	58	17.714	1:17.343	26	22.498	1:16.842	26	26.080	1:16.887
58	7.368	1:19.862	58	12.751	1:18.218	26	18.767	1:18.665	15	23.693	1:17.667	15	26.663	1:16.275
15	8.354	1:20.843	15	13.541	1:18.022	15	19.137	1:17.976	3	24.400	1:19.946	3	28.640	1:17.545
62	9.014	1:21.035	62	13.917	1:17.738	62	20.742	1:19.205	62	25.601	1:17.970	62	29.717	1:17.421
93	10.464	1:20.958	93	16.168	1:18.539	93	22.001	1:18.213	93	27.644	1:18.754	93	31.974	1:17.635
91	11.252	1:23.297	56	17.987	1:19.206	56	23.974	1:18.367	56	29.228	1:18.365	56	33.794	1:17.871
56	11.616	1:23.287	91	18.602	1:20.185	91	25.085	1:18.863	91	30.073	1:18.099	91	35.247	1:18.479
35	12.679	1:24.213	51	19.203	1:19.172	51	25.626	1:18.803	51	30.959	1:18.444	51	35.692	1:18.038
51	12.866	1:24.058	35	21.358	1:21.514	35	29.702	1:20.724	14	36.944	1:19.431	14	42.391	1:18.752
4	14.855	1:25.631	14	23.471	1:20.779	14	30.624	1:19.533	35	38.676	1:22.085	35	46.942	1:21.571
14	15.527	1:26.290	20	25.572	1:22.170	20	34.062	1:20.870	20	41.601	1:20.650	20	48.798	1:20.502
20	16.237	1:26.518	4	26.660	1:24.640	4	37.693	1:23.413	4	47.424	1:22.842	4	56.544	1:22.425
95	17.218	1:26.784	95	27.880	1:23.497	95	38.457	1:22.957	95	48.020	1:22.674	24	56.993	1:21.604
24	18.298	1:27.631	24	29.325	1:23.862	24	39.712	1:22.767	24	48.694	1:22.093	95	58.358	1:23.643
68	19.594	1:29.193	40	34.961	1:26.634	40	47.882	1:25.301	40	1:00.892	1:26.121			
40	21.162	1:31.026	37	35.950	1:26.489	37	50.501	1:26.931	37	1:05.421	1:28.031			
37	22.296	1:30.898	68	1:04.268	1:57.509									

# Performance & Economy Sports/Saloon Cars

## RACE 4 - LAP CHART

Lap 6			Lap 7			Lap 8			Lap 9			Lap 10		
No	Behind	Laptime	No	Behind	Laptime	No	Behind	Laptime	No	Behind	Laptime	No	Behind	Laptime
71		1:13.187	71		1:13.684	71		1:13.172	71		1:13.455	71		1:13.562
40	1 LAP	1:25.962	40	1 LAP	1:26.705	4	1 LAP	1:23.065	24	1 LAP	1:22.645	20	1 LAP	1:20.431
37	1 LAP	1:28.290	44	14.594	1:15.444	95	1 LAP	1:23.662	4	1 LAP	1:22.057	35	1 LAP	1:23.524
44	12.834	1:15.693	90	20.064	1:16.572	44	17.228	1:15.806	95	1 LAP	1:22.816	24	1 LAP	1:20.386
90	17.176	1:15.834	12	23.025	1:15.744	90	23.135	1:16.243	44	20.013	1:16.240	4	1 LAP	1:22.370
12	20.965	1:16.647	38	23.539	1:15.465	12	26.373	1:16.520	90	25.196	1:15.516	44	21.716	1:15.265
38	21.758	1:14.809	58	23.708	1:14.886	38	26.667	1:16.300	58	29.209	1:15.595	95	1 LAP	1:24.051
58	22.506	1:15.283	37	1 LAP	1:32.765	58	27.069	1:16.533	38	33.533	1:20.321	90	27.887	1:16.253
26	28.955	1:16.062	26	31.611	1:16.340	40	1 LAP	1:27.083	12	38.251	1:25.333	58	29.694	1:14.047
15	29.663	1:16.187	15	34.513	1:18.534	26	34.544	1:16.105	26	38.811	1:17.722	38	35.818	1:15.847
3	32.486	1:17.033	3	35.594	1:16.792	15	38.035	1:16.694	40	1 LAP	1:26.915	12	41.389	1:16.700
62	34.513	1:17.983	62	38.906	1:18.077	3	39.568	1:17.146	15	41.426	1:16.846	26	42.175	1:16.926
93	36.600	1:17.813	93	40.462	1:17.546	37	1 LAP	1:29.924	3	42.736	1:16.623	15	45.293	1:17.429
56	38.616	1:18.009	56	42.910	1:17.978	62	44.804	1:19.070	62	49.857	1:18.508	3	46.597	1:17.423
91	40.196	1:18.136	51	45.433	1:18.120	93	45.720	1:18.430	93	50.865	1:18.600	40	1 LAP	1:25.886
51	40.997	1:18.492	91	45.631	1:19.119	56	48.073	1:18.335	56	53.840	1:19.222	93	56.656	1:19.353
14	48.540	1:19.336	14	54.412	1:19.556	51	51.342	1:19.081	51	56.530	1:18.643	62	57.038	1:20.743
35	54.941	1:21.186	35	1:02.429	1:21.172	91	52.774	1:20.315	91	59.557	1:20.238	56	58.412	1:18.134
20	56.134	1:20.523	20	1:03.419	1:20.969	14	1:00.270	1:19.030	37	1 LAP	1:31.629	51	1:01.423	1:18.455
24	1:04.621	1:20.815	24	1:11.694	1:20.757	20	1:11.659	1:21.412	14	1:05.815	1:19.000	91	1:06.797	1:20.802
4	1:06.598	1:23.241				35	1:13.376	1:24.119				14	1:09.933	1:17.680
95	1:08.057	1:22.886												

# Performance & Economy Sports/Saloon Cars

## RACE 4 - LAP CHART

Lap 11			Lap 12			Lap 13			Lap 14			Lap 15		
No	Behind	Laptime	No	Behind	Laptime	No	Behind	Laptime	No	Behind	Laptime	No	Behind	Laptime
71		1:13.453	71		1:13.501	71		1:13.223	71		1:12.762	71		1:13.247
37	2 LAPS	1:29.015	14	1 LAP	1:18.669	40	2 LAPS	1:25.624	56	1 LAP	1:18.578	95	2 LAPS	1:25.487
20	1 LAP	1:22.368	91	1 LAP	1:22.891	14	1 LAP	1:16.994	51	1 LAP	1:18.656	93	1 LAP	1:18.149
35	1 LAP	1:22.110	37	2 LAPS	1:28.340	91	1 LAP	1:22.661	62	1 LAP	1:20.279	56	1 LAP	1:18.190
24	1 LAP	1:20.454	20	1 LAP	1:21.406	44	29.081	1:16.635	14	1 LAP	1:17.097	51	1 LAP	1:18.468
44	23.948	1:15.685	44	25.669	1:15.222	20	1 LAP	1:21.035	40	2 LAPS	1:25.171	62	1 LAP	1:19.097
4	1 LAP	1:21.915	35	1 LAP	1:22.765	37	2 LAPS	1:29.585	91	1 LAP	1:22.330	14	1 LAP	1:15.809
90	31.203	1:16.769	24	1 LAP	1:20.879	90	36.227	1:15.836	44	31.932	1:15.613	40	2 LAPS	1:25.245
58	31.668	1:15.427	90	33.614	1:15.912	58	36.549	1:15.735	20	1 LAP	1:20.766	91	1 LAP	1:20.874
95	1 LAP	1:25.488	58	34.037	1:15.870	24	1 LAP	1:21.812	58	38.972	1:15.185	44	35.315	1:16.630
38	38.182	1:15.817	4	1 LAP	1:22.560	35	1 LAP	1:24.476	90	40.029	1:16.564	58	41.492	1:15.767
12	44.165	1:16.229	38	40.446	1:15.765	38	42.710	1:15.487	24	1 LAP	1:21.996	90	42.360	1:15.578
26	44.866	1:16.144	12	46.649	1:15.985	4	1 LAP	1:22.564	38	47.332	1:17.384	20	1 LAP	1:21.436
15	48.465	1:16.625	95	1 LAP	1:27.131	12	49.638	1:16.212	35	1 LAP	1:23.492	38	50.466	1:16.381
3	49.878	1:16.734	15	50.913	1:15.949	15	54.629	1:16.939	37	2 LAPS	1:31.926	24	1 LAP	1:21.740
93	1:01.334	1:18.131	3	52.869	1:16.492	3	58.879	1:19.233	12	53.874	1:16.998	12	58.393	1:17.766
62	1:03.524	1:19.939	26	1:00.461	1:29.096	95	1 LAP	1:25.288	4	1 LAP	1:23.611	35	1 LAP	1:23.173
56	1:03.535	1:18.576	93	1:06.371	1:18.538	26	1:05.769	1:18.531	15	58.141	1:16.274	15	1:02.507	1:17.613
40	1 LAP	1:25.848	56	1:09.280	1:19.246	93	1:11.038	1:17.890	26	1:11.807	1:18.800	4	1 LAP	1:21.257
51	1:06.801	1:18.831	62	1:11.805	1:21.782							37	2 LAPS	1:31.394
			51	1:12.209	1:18.909									



## Performance & Economy Sports/Saloon Cars

### RACE 4 - LAP CHART

Lap 16		
No	Behind	Laptime
71		1:12.558
26	1 LAP	1:17.023
93	1 LAP	1:18.628
56	1 LAP	1:18.681
95	2 LAPS	1:24.571
14	1 LAP	1:16.254
51	1 LAP	1:19.589
62	1 LAP	1:18.947
91	1 LAP	1:21.645
40	2 LAPS	1:23.623
44	41.484	1:18.727
58	44.335	1:15.401
90	45.204	1:15.402
20	1 LAP	1:21.198
38	54.837	1:16.929
12	1:02.499	1:16.664
24	1 LAP	1:21.378
15	1:07.272	1:17.323
35	1 LAP	1:25.125
4	1 LAP	1:21.998
37	2 LAPS	1:28.804

**Performance & Economy Sports/Saloon Cars**  
**QUALIFYING - RACE 12 - CLASSIFICATION**

POS	NO	CL	NAME	ENTRY	TIME	ON	LAPS	GAP	DIFF	MPH
1	71	B	Robert PRITCHARD	- Caterham/2300	1:33.712	4	5			80.67
2	75	A	Joachim RITTER	- Ginetta G50/3500	1:36.805	7	8	3.093	3.093	78.09
3	44	B	Peter DAVIES	- Caterham R400/1800	1:37.227	4	9	3.515	0.422	77.75
4	58	A	Darren SMITH	- TVR Tuscan/4500	1:38.145	6	9	4.433	0.918	77.02
5	38	B	Kevin CRYER	- Caterham 7/2000	1:38.738	9	9	5.026	0.593	76.56
6	26	B	Cam FORBES	- Westfield SEIW/2000	1:39.260	9	9	5.548	0.522	76.16
7	90	C	Chris MARIES	- MK Indy Busa/1300	1:39.472	9	9	5.760	0.212	76.00
8	12	E	Dennis COMPTON	- BMW E30 M3/2500	1:39.823	6	9	6.111	0.351	75.73
9	3	C	Chris ALLANSON	- Z Cars Mini/1300	1:40.456	7	9	6.744	0.633	75.25
10	15	A	Mike SEDGWICK	- Morgan +8/5000	1:40.569	5	9	6.857	0.113	75.17
11	68	A	Paul SHEARD	- Ford Mondeo/3000	1:40.624	2	3	6.912	0.055	75.13
12	93	C	Robert SPENCER	- Stuart Taylor loco Saki/1200	1:41.120	4	9	7.408	0.496	74.76
13	51	C	Barry CHANTLER	- Caterham Mega Graduate/1600	1:42.229	7	8	8.517	1.109	73.95
14	56	D	Duncan AUCKLAND	- Rover 3500SE/4200	1:42.327	4	9	8.615	0.098	73.88
15	14	E	Steven HIBBERTT	- Lotus Sport Elise/1886	1:43.077	4	8	9.365	0.750	73.34
16	62	C	Paul SAMPSON	- Suzuki SC/1100	1:43.386	3	4	9.674	0.309	73.12
17	20	A	James AUCKLAND	- Capri 3.0s/3907	1:45.110	6	7	11.398	1.724	71.92
18	35	C	Chris THOMAS	- Z Cars Mini/1300	1:45.860	7	8	12.148	0.750	71.41
19	24	D	Ralph UNDERWOOD	- Triumph TR7/4600	1:48.408	4	8	14.696	2.548	69.73
20	4	F	Phil HALL	- Banks Europa/1598	1:48.594	4	5	14.882	0.186	69.61
21	40	B	Dave MARIES	- Westfield/1800	1:49.779	4	8	16.067	1.185	68.86
22	91	A	Jeremey SNOWDEN	- Z Cars Mini/2000	1:51.003	2	3	17.291	1.224	68.10
23	95	C	Paul WOOLFITT	- Mini	1:51.367	4	8	17.655	0.364	67.88
24	37	E	Brian ALLEN	- Fiesta XR2i/1615	1:56.870	7	8	23.158	5.503	64.68

Weather / Track : Cloudy / Dry

These results are provisional until the conclusion of any judicial and technical matters.

Anglesey International  
 Circuit Length = 2.1000 miles  
 Start: 11:00 End: 11:18

Clerk of Course :		Timekeeper :
-------------------	--	--------------

**Performance & Economy Sports/Saloon Cars**  
**QUALIFYING - RACE 12 - LAP ANALYSIS**

<b>3</b>	<b>Chris ALLANSON</b>		<b>Z Cars Mini/1300</b>				
1 -	1:46.984	+ 6.528	11:03:31.705	6 -	1:40.723	+ 0.267	11:12:00.700
2 -	1:43.320	+ 2.864	11:05:15.025	7 -	<b>1:40.456</b>		<b>11:13:41.156</b>
3 -	1:41.896	+ 1.440	11:06:56.921	8 -	1:41.184	+ 0.728	11:15:22.340
4 -	1:41.026	+ 0.570	11:08:37.947	9 -	1:41.015	+ 0.559	11:17:03.355
5 -	1:42.030	+ 1.574	11:10:19.977				
<b>4</b>	<b>Phil HALL</b>		<b>Banks Europa/1598</b>				
1 -	2:07.129	+ 18.535	11:03:37.970	4 -	<b>1:48.594</b>		<b>11:09:07.290</b>
2 -	1:51.148	+ 2.554	11:05:29.118	5 -	1:48.979	+ 0.385	11:10:56.269
3 -	1:49.578	+ 0.984	11:07:18.696				
<b>12</b>	<b>Dennis COMPTON</b>		<b>BMW E30 M3/2500</b>				
1 -	2:05.531	+ 25.708	11:03:57.018	6 -	<b>1:39.823</b>		<b>11:12:21.525</b>
2 -	1:43.398	+ 3.575	11:05:40.416	7 -	1:40.400	+ 0.577	11:14:01.925
3 -	1:40.930	+ 1.107	11:07:21.346	8 -	1:39.880	+ 0.057	11:15:41.805
4 -	1:39.954	+ 0.131	11:09:01.300	9 -	1:41.585	+ 1.762	11:17:23.390
5 -	1:40.402	+ 0.579	11:10:41.702				
<b>14</b>	<b>Steven HIBBERTT</b>		<b>Lotus Sport Elise/1886</b>				
1 -	2:06.120	+ 23.043	11:03:48.839	5 -	1:44.686	+ 1.609	11:10:52.672
2 -	1:50.269	+ 7.192	11:05:39.108	6 -	1:45.586	+ 2.509	11:12:38.258
3 -	1:45.801	+ 2.724	11:07:24.909	7 -	1:44.918	+ 1.841	11:14:23.176
4 -	<b>1:43.077</b>		<b>11:09:07.986</b>	8 -	1:44.201	+ 1.124	11:16:07.377
<b>15</b>	<b>Mike SEDGWICK</b>		<b>Morgan +8/5000</b>				
1 -	1:51.405	+ 10.836	11:03:07.815	6 -	1:41.062	+ 0.493	11:11:36.784
2 -	1:43.232	+ 2.663	11:04:51.047	7 -	1:41.611	+ 1.042	11:13:18.395
3 -	1:41.787	+ 1.218	11:06:32.834	8 -	1:43.169	+ 2.600	11:15:01.564
4 -	1:42.319	+ 1.750	11:08:15.153	9 -	1:40.936	+ 0.367	11:16:42.500
5 -	<b>1:40.569</b>		<b>11:09:55.722</b>				
<b>20</b>	<b>James AUCKLAND</b>		<b>Capri 3.0s/3907</b>				
1 -	5:02.409	+ 3:17.299	11:06:30.888	5 -	1:46.599	+ 1.489	11:13:41.722
2 -	1:49.490	+ 4.380	11:08:20.378	6 -	<b>1:45.110</b>		<b>11:15:26.832</b>
3 -	1:47.731	+ 2.621	11:10:08.109	7 -	1:53.952	+ 8.842	11:17:20.784
4 -	1:47.014	+ 1.904	11:11:55.123				
<b>24</b>	<b>Ralph UNDERWOOD</b>		<b>Triumph TR7/4600</b>				
1 -	2:06.653	+ 18.245	11:03:46.955	5 -	1:52.635	+ 4.227	11:11:13.354
2 -	1:55.545	+ 7.137	11:05:42.500	6 -	1:49.231	+ 0.823	11:13:02.585
3 -	1:49.811	+ 1.403	11:07:32.311	7 -	1:50.053	+ 1.645	11:14:52.638
4 -	<b>1:48.408</b>		<b>11:09:20.719</b>	8 -	1:48.532	+ 0.124	11:16:41.170
<b>26</b>	<b>Cam FORBES</b>		<b>Westfield SEIW/2000</b>				
1 -	2:06.547	+ 27.287	11:03:51.416	6 -	1:39.958	+ 0.698	11:12:22.171
2 -	1:46.589	+ 7.329	11:05:38.005	7 -	1:40.621	+ 1.361	11:14:02.792
3 -	1:41.810	+ 2.550	11:07:19.815	8 -	1:39.650	+ 0.390	11:15:42.442
4 -	1:40.122	+ 0.862	11:08:59.937	9 -	<b>1:39.260</b>		<b>11:17:21.702</b>
5 -	1:42.276	+ 3.016	11:10:42.213				
<b>35</b>	<b>Chris THOMAS</b>		<b>Z Cars Mini/1300</b>				
1 -	2:01.013	+ 15.153	11:03:52.990	5 -	1:46.219	+ 0.359	11:11:08.130
2 -	1:51.091	+ 5.231	11:05:44.081	6 -	1:46.398	+ 0.538	11:12:54.528
3 -	1:49.798	+ 3.938	11:07:33.879	7 -	<b>1:45.860</b>		<b>11:14:40.388</b>
4 -	1:48.032	+ 2.172	11:09:21.911	8 -	1:45.884	+ 0.024	11:16:26.272
<b>37</b>	<b>Brian ALLEN</b>		<b>Fiesta XR2i/1615</b>				
1 -	2:04.484	+ 7.614	11:03:23.832	5 -	1:58.515	+ 1.645	11:11:23.141
2 -	1:58.456	+ 1.586	11:05:22.288	6 -	2:00.086	+ 3.216	11:13:23.227
3 -	2:04.962	+ 8.092	11:07:27.250	7 -	<b>1:56.870</b>		<b>11:15:20.097</b>
4 -	1:57.376	+ 0.506	11:09:24.626	8 -	1:57.962	+ 1.092	11:17:18.059

Anglesey International  
Circuit Length = 2.1000 miles  
Start: 11:00 End: 11:18

Weather / Track : Cloudy / Dry

**Performance & Economy Sports/Saloon Cars**  
**QUALIFYING - RACE 12 - LAP ANALYSIS**

<b>38</b>	<b>Kevin CRYER</b>		<b>Caterham 7/2000</b>				
1 -	1:54.944	+ 16.206	11:03:06.697	6 -	1:39.514	+ 0.776	11:11:26.540
2 -	1:42.128	+ 3.390	11:04:48.825	7 -	1:39.173	+ 0.435	11:13:05.713
3 -	1:39.771	+ 1.033	11:06:28.596	8 -	1:39.373	+ 0.635	11:14:45.086
4 -	1:39.421	+ 0.683	11:08:08.017	9 -	<b>1:38.738</b>		<b>11:16:23.824</b>
5 -	1:39.009	+ 0.271	11:09:47.026				
<b>40</b>	<b>Dave MARIES</b>		<b>Westfield/1800</b>				
1 -	2:06.262	+ 16.483	11:03:43.891	5 -	1:51.682	+ 1.903	11:11:16.672
2 -	1:56.542	+ 6.763	11:05:40.433	6 -	1:51.393	+ 1.614	11:13:08.065
3 -	1:54.778	+ 4.999	11:07:35.211	7 -	1:55.258	+ 5.479	11:15:03.323
4 -	<b>1:49.779</b>		<b>11:09:24.990</b>	8 -	1:51.084	+ 1.305	11:16:54.407
<b>44</b>	<b>Peter DAVIES</b>		<b>Caterham R400/1800</b>				
1 -	1:55.001	+ 17.774	11:03:05.666	6 -	1:40.180	+ 2.953	11:11:20.178
2 -	1:41.864	+ 4.637	11:04:47.530	7 -	1:38.937	+ 1.710	11:12:59.115
3 -	1:38.011	+ 0.784	11:06:25.541	8 -	1:39.826	+ 2.599	11:14:38.941
4 -	<b>1:37.227</b>		<b>11:08:02.768</b>	9 -	1:39.598	+ 2.371	11:16:18.539
5 -	1:37.230	+ 0.003	11:09:39.998				
<b>51</b>	<b>Barry CHANTLER</b>		<b>Caterham Mega Graduate/1600</b>				
1 -	1:53.766	+ 11.537	11:03:51.780	5 -	1:42.637	+ 0.408	11:10:49.320
2 -	1:46.629	+ 4.400	11:05:38.409	6 -	1:42.585	+ 0.356	11:12:31.905
3 -	1:44.569	+ 2.340	11:07:22.978	7 -	<b>1:42.229</b>		<b>11:14:14.134</b>
4 -	1:43.705	+ 1.476	11:09:06.683	8 -	1:42.328	+ 0.099	11:15:56.462
<b>56</b>	<b>Duncan AUCKLAND</b>		<b>Rover 3500SE/4200</b>				
1 -	2:06.383	+ 24.056	11:03:41.818	6 -	1:43.038	+ 0.711	11:12:20.762
2 -	1:45.807	+ 3.480	11:05:27.625	7 -	1:43.351	+ 1.024	11:14:04.113
3 -	1:44.307	+ 1.980	11:07:11.932	8 -	1:44.194	+ 1.867	11:15:48.307
4 -	<b>1:42.327</b>		<b>11:08:54.259</b>	9 -	1:43.036	+ 0.709	11:17:31.343
5 -	1:43.465	+ 1.138	11:10:37.724				
<b>58</b>	<b>Darren SMITH</b>		<b>TVR Tuscan/4500</b>				
1 -	1:52.146	+ 14.001	11:03:18.134	6 -	<b>1:38.145</b>		<b>11:11:36.043</b>
2 -	1:42.276	+ 4.131	11:05:00.410	7 -	1:39.009	+ 0.864	11:13:15.052
3 -	1:39.422	+ 1.277	11:06:39.832	8 -	1:38.340	+ 0.195	11:14:53.392
4 -	1:39.658	+ 1.513	11:08:19.490	9 -	1:38.323	+ 0.178	11:16:31.715
5 -	1:38.408	+ 0.263	11:09:57.898				
<b>62</b>	<b>Paul SAMPSON</b>		<b>Suzuki SC/1100</b>				
1 -	1:47.844	+ 4.458	11:03:07.102	3 -	<b>1:43.386</b>		<b>11:06:33.939</b>
2 -	1:43.451	+ 0.065	11:04:50.553	4 -	1:45.181	+ 1.795	11:08:19.120
<b>68</b>	<b>Paul SHEARD</b>		<b>Ford Mondeo/3000</b>				
1 -	1:48.820	+ 8.196	11:04:31.368	3 -	1:53.834 P	+ 13.210	11:08:05.826
2 -	<b>1:40.624</b>		<b>11:06:11.992</b>				
<b>71</b>	<b>Robert PRITCHARD</b>		<b>Caterham/2300</b>				
1 -	2:00.692	+ 26.980	11:03:49.802	4 -	<b>1:33.712</b>		<b>11:08:39.460</b>
2 -	1:39.986	+ 6.274	11:05:29.788	5 -	2:01.099	+ 27.387	11:10:40.559
3 -	1:35.960	+ 2.248	11:07:05.748				
<b>75</b>	<b>Joachim RITTER</b>		<b>Ginetta G50/3500</b>				
1 -	1:52.906	+ 16.101	11:03:57.542	5 -	1:39.268	+ 2.463	11:10:41.109
2 -	1:44.185	+ 7.380	11:05:41.727	6 -	1:37.361	+ 0.556	11:12:18.470
3 -	1:40.657	+ 3.852	11:07:22.384	7 -	<b>1:36.805</b>		<b>11:13:55.275</b>
4 -	1:39.457	+ 2.652	11:09:01.841	8 -	1:37.174	+ 0.369	11:15:32.449
<b>90</b>	<b>Chris MARIES</b>		<b>MK Indy Busa/1300</b>				
1 -	1:44.727	+ 5.255	11:03:18.799	6 -	1:40.658	+ 1.186	11:11:42.709
2 -	1:41.061	+ 1.589	11:04:59.860	7 -	1:41.028	+ 1.556	11:13:23.737


Weather / Track : Cloudy / Dry

**Performance & Economy Sports/Saloon Cars**  
**QUALIFYING - RACE 12 - LAP ANALYSIS**

3 -	1:40.819	+ 1.347	11:06:40.679	8 -	1:40.576	+ 1.104	11:15:04.313
4 -	1:40.395	+ 0.923	11:08:21.074	9 -	<b>1:39.472</b>		<b>11:16:43.785</b>
5 -	1:40.977	+ 1.505	11:10:02.051				
<b>91</b>	<b>Jeremey SNOWDEN</b>		<b>Z Cars Mini/2000</b>				
1 -	1:58.878	+ 7.875	11:03:54.042	3 -	1:56.246	+ 5.243	11:07:41.291
2 -	<b>1:51.003</b>		<b>11:05:45.045</b>				
<b>93</b>	<b>Robert SPENCER</b>		<b>Stuart Taylor loco Saki/1200</b>				
1 -	1:59.610	+ 18.490	11:03:20.744	6 -	1:42.039	+ 0.919	11:11:50.981
2 -	1:42.725	+ 1.605	11:05:03.469	7 -	1:41.149	+ 0.029	11:13:32.130
3 -	1:41.655	+ 0.535	11:06:45.124	8 -	1:41.494	+ 0.374	11:15:13.624
4 -	<b>1:41.120</b>		<b>11:08:26.244</b>	9 -	1:41.471	+ 0.351	11:16:55.095
5 -	1:42.698	+ 1.578	11:10:08.942				
<b>95</b>	<b>Paul WOOLFITT</b>		<b>Mini</b>				
1 -	2:03.110	+ 11.743	11:03:59.111	5 -	1:51.523	+ 0.156	11:11:28.035
2 -	1:53.393	+ 2.026	11:05:52.504	6 -	1:51.893	+ 0.526	11:13:19.928
3 -	1:52.641	+ 1.274	11:07:45.145	7 -	1:52.764	+ 1.397	11:15:12.692
4 -	<b>1:51.367</b>		<b>11:09:36.512</b>	8 -	1:51.775	+ 0.408	11:17:04.467

# Performance & Economy Sports/Saloon Cars

## RACE 12 - GRID

ROW 12	1:56.870 37 Brian ALLEN	1:51.367 95 Paul WOOLFITT
ROW 11	1:51.003 91 Jeremy SNOWDEN	1:49.779 40 Dave MARIES
ROW 10	1:48.594 4 Phil HALL	1:48.408 24 Ralph UNDERWOOD
ROW 9	1:45.860 35 Chris THOMAS	1:45.110 20 James AUCKLAND
ROW 8	1:43.386 62 Paul SAMPSON	1:43.077 14 Steven HIBBERT
ROW 7	1:42.327 56 Duncan AUCKLAND	1:42.229 51 Barry CHANTLER
ROW 6	1:41.120 93 Robert SPENCER	1:40.624 68 Paul SHEARD
ROW 5	1:40.569 15 Mike SEDGWICK	1:40.456 3 Chris ALLANSON
ROW 4	1:39.823 12 Dennis COMPTON	1:39.472 90 Chris MARIES
ROW 3	1:39.260 26 Cam FORBES	1:38.738 38 Kevin CRYER
ROW 2	1:38.145 58 Darren SMITH	1:37.227 44 Peter DAVIES
ROW 1	1:36.805 75 Joachim RITTER	1:33.712 71 Robert PRITCHARD
<b>Pole</b>		
		

Anglesey International  
Circuit Length = 2.1000 miles

**These results are provisional until the conclusion of any judicial and technical matters.**

Clerk of Course :		Timekeeper :
-------------------	--	--------------

# Performance & Economy Sports/Saloon Cars

## RACE 12 - CLASSIFICATION

POS	NO	CL	NAME	ENTRY	LAPS	TIME	GAP	DIFF	MPH	BEST	ON
1	71	B	Robert PRITCHARD	- Caterham/2300	13	21:01.586			77.90	1:34.725	2
2	75	A	Joachim RITTER	- Ginetta G50/3500	13	21:07.265	5.679	5.679	77.55	1:36.028	3
3	90	C	Chris MARIES	- MK Indy Busa/1300	13	21:18.828	17.242	11.563	76.85	1:36.741	12
4	44	B	Peter DAVIES	- Caterham R400/1800	13	21:19.947	18.361	1.119	76.78	1:37.185	2
5	38	B	Kevin CRYER	- Caterham 7/2000	13	21:36.501	34.915	16.554	75.80	1:37.784	5
6	26	B	Cam FORBES	- Westfield SEIW/2000	13	21:52.261	50.675	15.760	74.89	1:37.954	5
7	12	E	Dennis COMPTON	- BMW E30 M3/2500	13	21:54.519	52.933	2.258	74.76	1:37.989	12
8	14	E	Steven HIBBERTT	- Lotus Sport Elise/1886	13	21:54.745	53.159	0.226	74.75	1:37.497	13
9	93	C	Robert SPENCER	- Stuart Taylor loco Saki/1200	13	22:05.532	1:03.946	10.787	74.14	1:40.705	10
10	56	D	Duncan AUCKLAND	- Rover 3500SE/4200	13	22:08.259	1:06.673	2.727	73.99	1:40.882	2
11	15	A	Mike SEDGWICK	- Morgan +8/5000	13	22:08.821	1:07.235	0.562	73.95	1:40.949	2
12	20	A	James AUCKLAND	- Capri 3.0s/3907	12	21:06.111	1 lap	1 lap	71.65	1:43.487	11
13	35	C	Chris THOMAS	- Z Cars Mini/1300	12	21:16.129	1 lap	10.018	71.08	1:43.542	11
14	24	D	Ralph UNDERWOOD	- Triumph TR7/4600	12	21:19.861	1 lap	3.732	70.88	1:44.298	6
15	4	F	Phil HALL	- Banks Europa/1598	12	21:20.543	1 lap	0.682	70.84	1:44.537	6
16	37	E	Brian ALLEN	- Fiesta XR2i/1615	11	21:42.084	2 laps	1 lap	63.86	1:56.141	5

### NOT CLASSIFIED

DNF	58	A	Darren SMITH	- TVR Tuscan/4500	3	5:02.903	10 laps	8 laps	74.87	1:38.647	3
DNF	3	C	Chris ALLANSON	- Z Cars Mini/1300	1	1:46.417	12 laps	2 laps	71.04	1:43.516	1
DNF	40	B	Dave MARIES	- Westfield/1800	1	2:02.972	12 laps	16.555	61.47	1:57.484	1
DNF	68	A	Paul SHEARD	- Ford Mondeo/3000	0						

### FASTEST LAP

75	A	Joachim RITTER	- Ginetta G50/3500	3	1:36.028	78.72 mph	126.69 kph
71	B	Robert PRITCHARD	- Caterham/2300	2	1:34.725	79.80 mph	128.44 kph
90	C	Chris MARIES	- MK Indy Busa/1300	12	1:36.741	78.14 mph	125.76 kph
56	D	Duncan AUCKLAND	- Rover 3500SE/4200	2	1:40.882	74.93 mph	120.60 kph
14	E	Steven HIBBERTT	- Lotus Sport Elise/1886	13	1:37.497	77.54 mph	124.78 kph
4	F	Phil HALL	- Banks Europa/1598	6	1:44.537	72.31 mph	116.38 kph

Weather / Track : Bright / Dry

These results are provisional until the conclusion of any judicial and technical matters.

Anglesey International  
Circuit Length = 2.1000 miles  
Start: 14:52 End: 15:15

Clerk of Course :	Timekeeper :
-------------------	--------------

# Performance & Economy Sports/Saloon Cars

## RACE 12 - LAP CHART

Lap 1			Lap 2			Lap 3			Lap 4			Lap 5		
No	Behind	Laptime	No	Behind	Laptime	No	Behind	Laptime	No	Behind	Laptime	No	Behind	Laptime
71		1:36.323	71		1:34.725	71		1:35.279	71		1:34.739	71		1:35.680
44	3.683	1:40.005	44	6.143	1:37.185	44	8.810	1:37.946	75	12.341	1:37.005	75	13.238	1:36.577
90	5.577	1:40.885	90	8.823	1:37.971	75	10.075	1:36.028	44	12.963	1:38.892	44	14.835	1:37.552
26	6.781	1:42.199	75	9.326	1:36.715	90	12.378	1:38.834	90	16.169	1:38.530	90	18.559	1:38.070
75	7.336	1:43.659	26	11.322	1:39.266	26	14.800	1:38.757	26	18.840	1:38.779	26	21.114	1:37.954
58	7.796	1:43.509	58	11.903	1:38.832	58	15.271	1:38.647	38	19.952	1:38.758	38	22.056	1:37.784
3	8.789	1:43.516	38	13.135	1:38.834	38	15.933	1:38.077	12	28.958	1:41.636	12	34.945	1:41.667
38	9.026	1:44.184	12	15.979	1:40.909	12	22.061	1:41.361	93	30.344	1:41.255	93	35.769	1:41.105
12	9.795	1:44.525	93	17.428	1:40.871	93	23.828	1:41.679	56	30.957	1:41.041	56	36.258	1:40.981
93	11.282	1:45.098	56	18.166	1:40.882	56	24.655	1:41.768	15	31.548	1:41.213	15	37.093	1:41.225
56	12.009	1:45.374	15	18.820	1:40.949	15	25.074	1:41.533	14	32.079	1:40.055	14	38.107	1:41.708
15	12.596	1:46.736	14	21.178	1:42.307	14	26.763	1:40.864	20	45.843	1:44.353	20	54.152	1:43.989
14	13.596	1:46.651	35	26.087	1:45.337	20	36.229	1:44.583	35	49.270	1:46.165	35	59.627	1:46.037
35	15.475	1:48.991	20	26.925	1:45.030	35	37.844	1:47.036	24	54.243	1:46.573	24	1:03.362	1:44.799
20	16.620	1:49.371	4	30.900	1:47.531	24	42.409	1:46.060	4	54.864	1:46.248	4	1:04.858	1:45.674
4	18.094	1:50.860	24	31.628	1:47.098	4	43.355	1:47.734	37	1:31.956	1:57.528			
24	19.255	1:50.949	37	48.091	1:56.497	37	1:09.167	1:56.355						
40	25.344	1:57.484												
37	26.319	1:56.792												



# Performance & Economy Sports/Saloon Cars

## RACE 12 - LAP CHART

Lap 6			Lap 7			Lap 8			Lap 9			Lap 10		
No	Behind	Laptime	No	Behind	Laptime	No	Behind	Laptime	No	Behind	Laptime	No	Behind	Laptime
71		1:35.557	71		1:35.974	71		1:36.254	71		1:36.816	71		1:36.837
75	14.315	1:36.634	75	15.057	1:36.716	75	15.674	1:36.871	75	15.389	1:36.531	4	1 LAP	1:45.582
37	1 LAP	1:56.141	44	20.480	1:38.211	44	22.058	1:37.832	44	23.691	1:38.449	75	14.737	1:36.185
44	18.243	1:38.965	90	22.926	1:37.978	90	25.667	1:38.995	90	27.019	1:38.168	44	25.547	1:38.693
90	20.922	1:37.920	38	33.084	1:38.274	38	35.300	1:38.470	38	36.847	1:38.363	90	28.173	1:37.991
38	30.784	1:44.285	26	35.621	1:39.528	26	40.365	1:40.998	26	45.039	1:41.490	38	38.821	1:38.811
26	32.067	1:46.510	37	1 LAP	1:56.969	12	49.454	1:40.976	12	52.647	1:40.009	26	48.972	1:40.770
12	40.149	1:40.761	12	44.732	1:40.557	93	51.246	1:41.261	93	55.351	1:40.921	12	56.652	1:40.842
93	41.140	1:40.928	93	46.239	1:41.073	56	52.400	1:41.457	56	57.384	1:41.800	93	59.219	1:40.705
56	41.976	1:41.275	56	47.197	1:41.195	14	52.757	1:41.262	14	57.677	1:41.736	14	1:01.630	1:40.790
14	43.059	1:40.509	14	47.749	1:40.664	15	53.742	1:41.560	15	58.374	1:41.448	56	1:01.990	1:41.443
15	43.232	1:41.696	15	48.436	1:41.178	37	1 LAP	1:59.232	37	1 LAP	1:57.366	15	1:02.858	1:41.321
20	1:03.309	1:44.714	20	1:12.593	1:45.258	20	1:21.273	1:44.934	20	1:29.009	1:44.552			
35	1:10.067	1:45.997	35	1:18.952	1:44.859	35	1:26.697	1:43.999	35	1:33.546	1:43.665			
24	1:12.103	1:44.298	24	1:21.165	1:45.036	24	1:29.243	1:44.332	24	1:36.765	1:44.338			
4	1:13.838	1:44.537	4	1:22.626	1:44.762	4	1:31.644	1:45.272						

# Performance & Economy Sports/Saloon Cars

## RACE 12 - LAP CHART

Lap 11			Lap 12			Lap 13		
No	Behind	Laptime	No	Behind	Laptime	No	Behind	Laptime
71		1:36.712	71		1:38.501	71		1:46.884
20	1 LAP	1:46.119	20	1 LAP	1:43.487	20	1 LAP	1:44.844
35	1 LAP	1:44.287	35	1 LAP	1:43.542	75	5.679	1:38.019
37	2 LAPS	1:58.621	75	14.544	1:38.600	35	1 LAP	1:52.102
24	1 LAP	1:45.616	24	1 LAP	1:48.332	90	17.242	1:37.081
4	1 LAP	1:45.786	4	1 LAP	1:45.937	24	1 LAP	1:46.496
75	14.445	1:36.420	90	27.045	1:36.741	44	18.361	1:37.644
44	27.690	1:38.855	44	27.601	1:38.412	4	1 LAP	1:45.758
90	28.805	1:37.344	37	2 LAPS	2:01.232	38	34.915	1:41.201
38	40.319	1:38.210	38	40.598	1:38.780	37	2 LAPS	1:58.196
26	53.103	1:40.843	26	55.864	1:41.262	26	50.675	1:41.695
12	1:00.007	1:40.067	12	59.495	1:37.989	12	52.933	1:40.322
14	1:03.532	1:38.614	14	1:02.546	1:37.515	14	53.159	1:37.497
93	1:04.595	1:42.088	93	1:07.853	1:41.759	93	1:03.946	1:42.977
56	1:07.786	1:42.508	56	1:11.190	1:41.905	56	1:06.673	1:42.367
15	1:08.255	1:42.109	15	1:11.725	1:41.971	15	1:07.235	1:42.394

# Caterham Graduates (Super Class)

## QUALIFYING - RACE 5 - CLASSIFICATION

POS	NO	CL	NAME	ENTRY	TIME	ON	LAPS	GAP	DIFF	MPH
1	112		Trevor NEWMAN	- Caterham Super Graduate/1600	1:17.654	8	11			71.85
2	181		Tim GUDGEON-OSTERRITTER	- Caterham Super Graduate/1600	1:18.383	10	11	0.729	0.729	71.18
3	175		Dave SHAW	- Caterham Super Graduate/1600	1:18.975	9	11	1.321	0.592	70.65
4	103		James SIBETT	- Caterham Super Graduate/1600	1:19.139	4	11	1.485	0.164	70.50
5	121		Edward BENSON	- Caterham Super Graduate/1600	1:19.175	6	11	1.521	0.036	70.47
6	188		Alan HARBER	- Caterham Super Graduate/1600	1:19.223	6	11	1.569	0.048	70.43
7	122		Darrell WILSON	- Caterham Super Graduate/1600	1:19.300	7	11	1.646	0.077	70.36
8	130		Paul TURLEY	- Caterham Super Graduate/1600	1:19.377	9	10	1.723	0.077	70.29
9	104		Hugh SMITH	- Caterham Super Graduate/1600	1:19.470	10	11	1.816	0.093	70.21
10	154		Gareth THOMAS	- Caterham Super Graduate/1600	1:19.541	10	11	1.887	0.071	70.15
11	190		Mark ROBERTS	- Caterham Super Graduate/1600	1:19.594	11	11	1.940	0.053	70.10
12	128		Martin KAY	- Caterham Super Graduate/1600	1:19.618	5	11	1.964	0.024	70.08
13	166		Charles ELLIOTT	- Caterham Super Graduate/1600	1:19.780	7	11	2.126	0.162	69.94
14	109		Chirs ROME	- Caterham Super Graduate/1600	1:19.809	8	11	2.155	0.029	69.91
15	118		Mike WHITEHEAD	- Caterham Super Graduate/1600	1:19.833	8	11	2.179	0.024	69.89
16	127		Gareth CORDEY	- Caterham Super Graduate/1600	1:20.004	11	11	2.350	0.171	69.74
17	129		Kenny YOUNG	- Caterham Super Graduate/1600	1:20.040	8	11	2.386	0.036	69.71
18	146		Nick PANCISI	- Caterham Super Graduate/1600	1:20.174	10	11	2.520	0.134	69.59
19	106		Ben ROCKEY	- Caterham Super Graduate/1600	1:20.243	9	11	2.589	0.069	69.53
20	199		Stephen HUMPHREYS	- Caterham Super Graduate/1600	1:20.259	5	11	2.605	0.016	69.52
21	191		Ian NORTHERN	- Caterham Super Graduate/1600	1:20.284	5	11	2.630	0.025	69.50
22	110		Andy SKINNER	- Caterham Super Graduate/1600	1:20.341	9	11	2.687	0.057	69.45
23	132		Martin GEE	- Caterham Super Graduate/1600	1:20.484	7	11	2.830	0.143	69.33
24	137		Tom HAYMER-JOYCE	- Caterham Super Graduate/1600	1:20.503	6	11	2.849	0.019	69.31
25	174		William BENJAMIN	- Caterham Super Graduate/1600	1:20.754	9	11	3.100	0.251	69.09
26	115		Gary SMITH	- Caterham Super Graduate/1600	1:20.766	6	11	3.112	0.012	69.08
27	152		Michael FESEMEYER	- Caterham Super Graduate/1600	1:20.822	2	11	3.168	0.056	69.04
28	113		Damon ROSAMOND	- Caterham Super Graduate/1600	1:20.966	6	11	3.312	0.144	68.91
29	123		Jonathan MILLER	- Caterham Super Graduate/1600	1:21.135	8	11	3.481	0.169	68.77
30	114		Yolande HUMPHREYS	- Caterham Super Graduate/1600	1:21.177	11	11	3.523	0.042	68.73
31	151		Fraser ANDREWS	- Caterham Super Graduate/1600	1:21.353	10	11	3.699	0.176	68.59
32	124		Neil SHINNER	- Caterham Super Graduate/1600	1:21.942	11	11	4.288	0.589	68.09
33	133		Bill HOMBERSLEY	- Caterham Super Graduate/1600	1:22.040	6	11	4.386	0.098	68.01
34	141		Richard ORMSON	- Caterham Super Graduate/1600	1:22.100	8	10	4.446	0.060	67.96
35	134		Dylan STANLEY	- Caterham Super Graduate/1600	1:22.335	8	11	4.681	0.235	67.77

Weather / Track : Bright / Dry

These results are provisional until the conclusion of any judicial and technical matters.

Anglesey Coastal  
Circuit Length = 1.5500 miles  
Start: 11:33 End: 11:49

Clerk of Course :		Timekeeper :
-------------------	--	--------------

## Caterham Graduates (Super Class)

### QUALIFYING - RACE 5 - LAP ANALYSIS

<b>103</b>	<b>James SIBETT</b>		Caterham Super Graduate/1600				
1 -	1:21.549	+ 2.410	11:34:51.241	7 -	1:19.607	+ 0.468	11:42:49.717
2 -	1:20.785	+ 1.646	11:36:12.026	8 -	1:20.064	+ 0.925	11:44:09.781
3 -	1:20.029	+ 0.890	11:37:32.055	9 -	1:19.482	+ 0.343	11:45:29.263
4 -	<b>1:19.139</b>		<b>11:38:51.194</b>	10 -	1:19.346	+ 0.207	11:46:48.609
5 -	1:19.186	+ 0.047	11:40:10.380	11 -	1:22.867	+ 3.728	11:48:11.476
6 -	1:19.730	+ 0.591	11:41:30.110				
<b>104</b>	<b>Hugh SMITH</b>		Caterham Super Graduate/1600				
1 -	1:22.324	+ 2.854	11:34:46.484	7 -	1:20.745	+ 1.275	11:42:50.752
2 -	1:20.954	+ 1.484	11:36:07.438	8 -	1:19.874	+ 0.404	11:44:10.626
3 -	1:20.713	+ 1.243	11:37:28.151	9 -	1:19.510	+ 0.040	11:45:30.136
4 -	1:20.525	+ 1.055	11:38:48.676	10 -	<b>1:19.470</b>		<b>11:46:49.606</b>
5 -	1:21.543	+ 2.073	11:40:10.219	11 -	1:19.601	+ 0.131	11:48:09.207
6 -	1:19.788	+ 0.318	11:41:30.007				
<b>106</b>	<b>Ben ROCKEY</b>		Caterham Super Graduate/1600				
1 -	1:25.302	+ 5.059	11:35:21.519	7 -	1:21.055	+ 0.812	11:43:28.422
2 -	1:21.155	+ 0.912	11:36:42.674	8 -	1:20.854	+ 0.611	11:44:49.276
3 -	1:21.361	+ 1.118	11:38:04.035	9 -	<b>1:20.243</b>		<b>11:46:09.519</b>
4 -	1:20.721	+ 0.478	11:39:24.756	10 -	1:20.675	+ 0.432	11:47:30.194
5 -	1:20.713	+ 0.470	11:40:45.469	11 -	1:20.594	+ 0.351	11:48:50.788
6 -	1:21.898	+ 1.655	11:42:07.367				
<b>109</b>	<b>Chirs ROME</b>		Caterham Super Graduate/1600				
1 -	1:22.187	+ 2.378	11:35:32.249	7 -	1:19.933	+ 0.124	11:43:38.377
2 -	1:22.537	+ 2.728	11:36:54.786	8 -	<b>1:19.809</b>		<b>11:44:58.186</b>
3 -	1:21.361	+ 1.552	11:38:16.147	9 -	1:21.545	+ 1.736	11:46:19.731
4 -	1:20.213	+ 0.404	11:39:36.360	10 -	1:20.598	+ 0.789	11:47:40.329
5 -	1:20.731	+ 0.922	11:40:57.091	11 -	1:20.772	+ 0.963	11:49:01.101
6 -	1:21.353	+ 1.544	11:42:18.444				
<b>110</b>	<b>Andy SKINNER</b>		Caterham Super Graduate/1600				
1 -	1:23.748	+ 3.407	11:35:08.830	7 -	1:21.437	+ 1.096	11:43:23.735
2 -	1:23.272	+ 2.931	11:36:32.102	8 -	1:21.331	+ 0.990	11:44:45.066
3 -	1:22.220	+ 1.879	11:37:54.322	9 -	<b>1:20.341</b>		<b>11:46:05.407</b>
4 -	1:21.888	+ 1.547	11:39:16.210	10 -	1:21.192	+ 0.851	11:47:26.599
5 -	1:21.784	+ 1.443	11:40:37.994	11 -	1:21.804	+ 1.463	11:48:48.403
6 -	1:24.304	+ 3.963	11:42:02.298				
<b>112</b>	<b>Trevor NEWMAN</b>		Caterham Super Graduate/1600				
1 -	1:23.948	+ 6.294	11:35:17.281	7 -	1:18.678	+ 1.024	11:43:10.038
2 -	1:18.838	+ 1.184	11:36:36.119	8 -	<b>1:17.654</b>		<b>11:44:27.692</b>
3 -	1:19.792	+ 2.138	11:37:55.911	9 -	1:19.920	+ 2.266	11:45:47.612
4 -	1:18.471	+ 0.817	11:39:14.382	10 -	1:19.777	+ 2.123	11:47:07.389
5 -	1:17.879	+ 0.225	11:40:32.261	11 -	1:19.469	+ 1.815	11:48:26.858
6 -	1:19.099	+ 1.445	11:41:51.360				
<b>113</b>	<b>Damon ROSAMOND</b>		Caterham Super Graduate/1600				
1 -	1:23.506	+ 2.540	11:34:46.319	7 -	1:21.288	+ 0.322	11:42:54.047
2 -	1:21.778	+ 0.812	11:36:08.097	8 -	1:21.697	+ 0.731	11:44:15.744
3 -	1:21.305	+ 0.339	11:37:29.402	9 -	1:22.006	+ 1.040	11:45:37.750
4 -	1:21.086	+ 0.120	11:38:50.488	10 -	1:21.499	+ 0.533	11:46:59.249
5 -	1:21.305	+ 0.339	11:40:11.793	11 -	1:23.479	+ 2.513	11:48:22.728
6 -	<b>1:20.966</b>		<b>11:41:32.759</b>				
<b>114</b>	<b>Yolande HUMPHREYS</b>		Caterham Super Graduate/1600				
1 -	1:27.259	+ 6.082	11:35:16.005	7 -	1:22.062	+ 0.885	11:43:32.665
2 -	1:21.696	+ 0.519	11:36:37.701	8 -	1:23.082	+ 1.905	11:44:55.747
3 -	1:23.445	+ 2.268	11:38:01.146	9 -	1:23.220	+ 2.043	11:46:18.967
4 -	1:22.816	+ 1.639	11:39:23.962	10 -	1:23.315	+ 2.138	11:47:42.282
5 -	1:23.823	+ 2.646	11:40:47.785	11 -	<b>1:21.177</b>		<b>11:49:03.459</b>
6 -	1:22.818	+ 1.641	11:42:10.603				

Anglesey Coastal  
Circuit Length = 1.5500 miles  
Start: 11:33 End: 11:49

Weather / Track : Bright / Dry

## Caterham Graduates (Super Class)

### QUALIFYING - RACE 5 - LAP ANALYSIS

<b>115</b>	<b>Gary SMITH</b>		<b>Caterham Super Graduate/1600</b>				
1 -	1:27.173	+ 6.407	11:35:10.880	7 -	1:22.711	+ 1.945	11:43:22.036
2 -	1:23.504	+ 2.738	11:36:34.384	8 -	1:20.998	+ 0.232	11:44:43.034
3 -	1:21.776	+ 1.010	11:37:56.160	9 -	1:21.329	+ 0.563	11:46:04.363
4 -	1:21.384	+ 0.618	11:39:17.544	10 -	1:21.701	+ 0.935	11:47:26.064
5 -	1:21.015	+ 0.249	11:40:38.559	11 -	1:22.038	+ 1.272	11:48:48.102
6 -	<b>1:20.766</b>		<b>11:41:59.325</b>				
<b>118</b>	<b>Mike WHITEHEAD</b>		<b>Caterham Super Graduate/1600</b>				
1 -	1:24.338	+ 4.505	11:35:24.717	7 -	1:20.083	+ 0.250	11:43:33.213
2 -	1:21.488	+ 1.655	11:36:46.205	8 -	<b>1:19.833</b>		<b>11:44:53.046</b>
3 -	1:23.734	+ 3.901	11:38:09.939	9 -	1:20.304	+ 0.471	11:46:13.350
4 -	1:21.010	+ 1.177	11:39:30.949	10 -	1:20.971	+ 1.138	11:47:34.321
5 -	1:20.460	+ 0.627	11:40:51.409	11 -	1:42.598	+ 22.765	11:49:16.919
6 -	1:21.721	+ 1.888	11:42:13.130				
<b>121</b>	<b>Edward BENSON</b>		<b>Caterham Super Graduate/1600</b>				
1 -	1:32.141	+ 12.966	11:35:37.953	7 -	1:19.418	+ 0.243	11:43:39.774
2 -	1:22.625	+ 3.450	11:37:00.578	8 -	1:20.082	+ 0.907	11:44:59.856
3 -	1:20.387	+ 1.212	11:38:20.965	9 -	1:19.345	+ 0.170	11:46:19.201
4 -	1:19.932	+ 0.757	11:39:40.897	10 -	1:20.799	+ 1.624	11:47:40.000
5 -	1:20.284	+ 1.109	11:41:01.181	11 -	1:20.290	+ 1.115	11:49:00.290
6 -	<b>1:19.175</b>		<b>11:42:20.356</b>				
<b>122</b>	<b>Darrell WILSON</b>		<b>Caterham Super Graduate/1600</b>				
1 -	1:22.827	+ 3.527	11:35:19.616	7 -	<b>1:19.300</b>		<b>11:43:19.218</b>
2 -	1:19.340	+ 0.040	11:36:38.956	8 -	1:21.238	+ 1.938	11:44:40.456
3 -	1:20.906	+ 1.606	11:37:59.862	9 -	1:19.429	+ 0.129	11:45:59.885
4 -	1:19.904	+ 0.604	11:39:19.766	10 -	1:19.540	+ 0.240	11:47:19.425
5 -	1:19.340	+ 0.040	11:40:39.106	11 -	1:19.627	+ 0.327	11:48:39.052
6 -	1:20.812	+ 1.512	11:41:59.918				
<b>123</b>	<b>Jonathan MILLER</b>		<b>Caterham Super Graduate/1600</b>				
1 -	1:27.713	+ 6.578	11:35:08.324	7 -	1:23.474	+ 2.339	11:43:34.886
2 -	1:25.393	+ 4.258	11:36:33.717	8 -	<b>1:21.135</b>		<b>11:44:56.021</b>
3 -	1:24.951	+ 3.816	11:37:58.668	9 -	1:26.959	+ 5.824	11:46:22.980
4 -	1:24.527	+ 3.392	11:39:23.195	10 -	1:21.985	+ 0.850	11:47:44.965
5 -	1:24.983	+ 3.848	11:40:48.178	11 -	1:21.600	+ 0.465	11:49:06.565
6 -	1:23.234	+ 2.099	11:42:11.412				
<b>124</b>	<b>Neil SHINNER</b>		<b>Caterham Super Graduate/1600</b>				
1 -	1:24.691	+ 2.749	11:34:59.683	7 -	1:22.594	+ 0.652	11:43:21.541
2 -	1:24.188	+ 2.246	11:36:23.871	8 -	1:23.210	+ 1.268	11:44:44.751
3 -	1:24.650	+ 2.708	11:37:48.521	9 -	1:22.314	+ 0.372	11:46:07.065
4 -	1:23.492	+ 1.550	11:39:12.013	10 -	1:22.398	+ 0.456	11:47:29.463
5 -	1:23.785	+ 1.843	11:40:35.798	11 -	<b>1:21.942</b>		<b>11:48:51.405</b>
6 -	1:23.149	+ 1.207	11:41:58.947				
<b>127</b>	<b>Gareth CORDEY</b>		<b>Caterham Super Graduate/1600</b>				
1 -	1:24.134	+ 4.130	11:35:02.707	7 -	1:20.770	+ 0.766	11:43:09.029
2 -	1:22.000	+ 1.996	11:36:24.707	8 -	1:20.778	+ 0.774	11:44:29.807
3 -	1:21.047	+ 1.043	11:37:45.754	9 -	1:20.030	+ 0.026	11:45:49.837
4 -	1:21.335	+ 1.331	11:39:07.089	10 -	1:20.616	+ 0.612	11:47:10.453
5 -	1:20.679	+ 0.675	11:40:27.768	11 -	<b>1:20.004</b>		<b>11:48:30.457</b>
6 -	1:20.491	+ 0.487	11:41:48.259				
<b>128</b>	<b>Martin KAY</b>		<b>Caterham Super Graduate/1600</b>				
1 -	1:22.127	+ 2.509	11:34:59.453	7 -	1:20.666	+ 1.048	11:43:02.716
2 -	1:20.808	+ 1.190	11:36:20.261	8 -	1:20.249	+ 0.631	11:44:22.965
3 -	1:20.355	+ 0.737	11:37:40.616	9 -	1:20.097	+ 0.479	11:45:43.062
4 -	1:20.939	+ 1.321	11:39:01.555	10 -	1:21.358	+ 1.740	11:47:04.420
5 -	<b>1:19.618</b>		<b>11:40:21.173</b>	11 -	1:24.623	+ 5.005	11:48:29.043
6 -	1:20.877	+ 1.259	11:41:42.050				

Anglesey Coastal  
Circuit Length = 1.5500 miles  
Start: 11:33 End: 11:49

Weather / Track : Bright / Dry

## Caterham Graduates (Super Class)

### QUALIFYING - RACE 5 - LAP ANALYSIS

<b>129</b>	<b>Kenny YOUNG</b>		<b>Caterham Super Graduate/1600</b>				
1 -	1:23.477	+ 3.437	11:34:52.187	7 -	1:20.175	+ 0.135	11:43:03.627
2 -	1:23.522	+ 3.482	11:36:15.709	8 -	<b>1:20.040</b>		<b>11:44:23.667</b>
3 -	1:26.068	+ 6.028	11:37:41.777	9 -	1:20.423	+ 0.383	11:45:44.090
4 -	1:20.544	+ 0.504	11:39:02.321	10 -	1:22.658	+ 2.618	11:47:06.748
5 -	1:20.222	+ 0.182	11:40:22.543	11 -	1:21.888	+ 1.848	11:48:28.636
6 -	1:20.909	+ 0.869	11:41:43.452				
<b>130</b>	<b>Paul TURLEY</b>		<b>Caterham Super Graduate/1600</b>				
1 -	1:20.314	+ 0.937	11:34:53.855	6 -	1:21.268	+ 1.891	11:41:59.469
2 -	1:21.269	+ 1.892	11:36:15.124	7 -	1:20.221	+ 0.844	11:43:19.690
3 -	1:43.662	+ 24.285	11:37:58.786	8 -	2:57.953	+ 1:38.576	11:46:17.643
4 -	1:19.653	+ 0.276	11:39:18.439	9 -	<b>1:19.377</b>		<b>11:47:37.020</b>
5 -	1:19.762	+ 0.385	11:40:38.201	10 -	1:20.021	+ 0.644	11:48:57.041
<b>132</b>	<b>Martin GEE</b>		<b>Caterham Super Graduate/1600</b>				
1 -	1:23.790	+ 3.306	11:34:51.105	7 -	<b>1:20.484</b>		<b>11:43:01.418</b>
2 -	1:24.474	+ 3.990	11:36:15.579	8 -	1:20.874	+ 0.390	11:44:22.292
3 -	1:21.558	+ 1.074	11:37:37.137	9 -	1:21.445	+ 0.961	11:45:43.737
4 -	1:21.431	+ 0.947	11:38:58.568	10 -	1:21.152	+ 0.668	11:47:04.889
5 -	1:21.451	+ 0.967	11:40:20.019	11 -	1:22.850	+ 2.366	11:48:27.739
6 -	1:20.915	+ 0.431	11:41:40.934				
<b>133</b>	<b>Bill HOMBERSLEY</b>		<b>Caterham Super Graduate/1600</b>				
1 -	1:27.543	+ 5.503	11:35:30.520	7 -	1:22.421	+ 0.381	11:43:47.085
2 -	1:24.014	+ 1.974	11:36:54.534	8 -	1:22.453	+ 0.413	11:45:09.538
3 -	1:22.994	+ 0.954	11:38:17.528	9 -	1:22.229	+ 0.189	11:46:31.767
4 -	1:22.806	+ 0.766	11:39:40.334	10 -	1:22.813	+ 0.773	11:47:54.580
5 -	1:22.290	+ 0.250	11:41:02.624	11 -	1:24.470	+ 2.430	11:49:19.050
6 -	<b>1:22.040</b>		<b>11:42:24.664</b>				
<b>134</b>	<b>Dylan STANLEY</b>		<b>Caterham Super Graduate/1600</b>				
1 -	1:25.365	+ 3.030	11:35:11.549	7 -	1:22.430	+ 0.095	11:43:32.100
2 -	1:23.584	+ 1.249	11:36:35.133	8 -	<b>1:22.335</b>		<b>11:44:54.435</b>
3 -	1:24.267	+ 1.932	11:37:59.400	9 -	1:22.390	+ 0.055	11:46:16.825
4 -	1:23.080	+ 0.745	11:39:22.480	10 -	1:22.849	+ 0.514	11:47:39.674
5 -	1:24.647	+ 2.312	11:40:47.127	11 -	1:22.353	+ 0.018	11:49:02.027
6 -	1:22.543	+ 0.208	11:42:09.670				
<b>137</b>	<b>Tom HAYMER-JOYCE</b>		<b>Caterham Super Graduate/1600</b>				
1 -	1:23.936	+ 3.433	11:34:50.109	7 -	1:20.748	+ 0.245	11:43:00.948
2 -	1:24.101	+ 3.598	11:36:14.210	8 -	1:20.997	+ 0.494	11:44:21.945
3 -	1:21.958	+ 1.455	11:37:36.168	9 -	1:20.519	+ 0.016	11:45:42.464
4 -	1:21.838	+ 1.335	11:38:58.006	10 -	1:22.075	+ 1.572	11:47:04.539
5 -	1:21.691	+ 1.188	11:40:19.697	11 -	1:21.427	+ 0.924	11:48:25.966
6 -	<b>1:20.503</b>		<b>11:41:40.200</b>				
<b>141</b>	<b>Richard ORMSON</b>		<b>Caterham Super Graduate/1600</b>				
1 -	1:32.211	+ 10.111	11:35:28.349	6 -	1:23.711	+ 1.611	11:42:35.119
2 -	1:25.542	+ 3.442	11:36:53.891	7 -	1:23.052	+ 0.952	11:43:58.171
3 -	1:25.192	+ 3.092	11:38:19.083	8 -	<b>1:22.100</b>		<b>11:45:20.271</b>
4 -	1:27.261	+ 5.161	11:39:46.344	9 -	1:57.715	+ 35.615	11:47:17.986
5 -	1:25.064	+ 2.964	11:41:11.408	10 -	1:30.039	+ 7.939	11:48:48.025
<b>146</b>	<b>Nick PANCISI</b>		<b>Caterham Super Graduate/1600</b>				
1 -	1:26.965	+ 6.791	11:35:35.394	7 -	1:20.692	+ 0.518	11:43:48.085
2 -	1:23.169	+ 2.995	11:36:58.563	8 -	1:20.313	+ 0.139	11:45:08.398
3 -	1:22.744	+ 2.570	11:38:21.307	9 -	1:20.380	+ 0.206	11:46:28.778
4 -	1:24.280	+ 4.106	11:39:45.587	10 -	<b>1:20.174</b>		<b>11:47:48.952</b>
5 -	1:20.893	+ 0.719	11:41:06.480	11 -	1:32.605	+ 12.431	11:49:21.557
6 -	1:20.913	+ 0.739	11:42:27.393				

Anglesey Coastal  
Circuit Length = 1.5500 miles  
Start: 11:33 End: 11:49

Weather / Track : Bright / Dry

## Caterham Graduates (Super Class)

### QUALIFYING - RACE 5 - LAP ANALYSIS

<b>151</b>	<b>Fraser ANDREWS</b>		<b>Caterham Super Graduate/1600</b>				
1 -	1:24.530	+ 3.177	11:35:23.576	7 -	1:22.899	+ 1.546	11:43:38.185
2 -	1:22.059	+ 0.706	11:36:45.635	8 -	1:23.394	+ 2.041	11:45:01.579
3 -	1:23.554	+ 2.201	11:38:09.189	9 -	1:21.784	+ 0.431	11:46:23.363
4 -	1:21.364	+ 0.011	11:39:30.553	10 -	<b>1:21.353</b>		<b>11:47:44.716</b>
5 -	1:22.094	+ 0.741	11:40:52.647	11 -	1:21.422	+ 0.069	11:49:06.138
6 -	1:22.639	+ 1.286	11:42:15.286				
<b>152</b>	<b>Michael FESEMEYER</b>		<b>Caterham Super Graduate/1600</b>				
1 -	1:22.341	+ 1.519	11:34:55.119	7 -	1:22.560	+ 1.738	11:43:04.910
2 -	<b>1:20.822</b>		<b>11:36:15.941</b>	8 -	1:21.964	+ 1.142	11:44:26.874
3 -	1:21.678	+ 0.856	11:37:37.619	9 -	1:22.312	+ 1.490	11:45:49.186
4 -	1:21.156	+ 0.334	11:38:58.775	10 -	1:21.759	+ 0.937	11:47:10.945
5 -	1:21.787	+ 0.965	11:40:20.562	11 -	1:21.470	+ 0.648	11:48:32.415
6 -	1:21.788	+ 0.966	11:41:42.350				
<b>154</b>	<b>Gareth THOMAS</b>		<b>Caterham Super Graduate/1600</b>				
1 -	1:24.547	+ 5.006	11:35:18.289	7 -	1:24.976	+ 5.435	11:43:25.730
2 -	1:20.024	+ 0.483	11:36:38.313	8 -	1:20.207	+ 0.666	11:44:45.937
3 -	1:21.313	+ 1.772	11:37:59.626	9 -	1:20.249	+ 0.708	11:46:06.186
4 -	1:20.975	+ 1.434	11:39:20.601	10 -	<b>1:19.541</b>		<b>11:47:25.727</b>
5 -	1:20.288	+ 0.747	11:40:40.889	11 -	1:19.616	+ 0.075	11:48:45.343
6 -	1:19.865	+ 0.324	11:42:00.754				
<b>166</b>	<b>Charles ELLIOTT</b>		<b>Caterham Super Graduate/1600</b>				
1 -	1:24.480	+ 4.700	11:35:35.679	7 -	<b>1:19.780</b>		<b>11:43:39.101</b>
2 -	1:21.279	+ 1.499	11:36:56.958	8 -	1:20.327	+ 0.547	11:44:59.428
3 -	1:20.938	+ 1.158	11:38:17.896	9 -	1:21.142	+ 1.362	11:46:20.570
4 -	1:21.228	+ 1.448	11:39:39.124	10 -	1:20.326	+ 0.546	11:47:40.896
5 -	1:20.211	+ 0.431	11:40:59.335	11 -	1:22.107	+ 2.327	11:49:03.003
6 -	1:19.986	+ 0.206	11:42:19.321				
<b>174</b>	<b>William BENJAMIN</b>		<b>Caterham Super Graduate/1600</b>				
1 -	1:25.792	+ 5.038	11:34:49.845	7 -	1:22.736	+ 1.982	11:43:04.562
2 -	1:23.711	+ 2.957	11:36:13.556	8 -	1:21.874	+ 1.120	11:44:26.436
3 -	1:22.030	+ 1.276	11:37:35.586	9 -	<b>1:20.754</b>		<b>11:45:47.190</b>
4 -	1:21.926	+ 1.172	11:38:57.512	10 -	1:22.978	+ 2.224	11:47:10.168
5 -	1:21.598	+ 0.844	11:40:19.110	11 -	1:22.034	+ 1.280	11:48:32.202
6 -	1:22.716	+ 1.962	11:41:41.826				
<b>175</b>	<b>Dave SHAW</b>		<b>Caterham Super Graduate/1600</b>				
1 -	1:24.970	+ 5.995	11:35:06.943	7 -	1:19.725	+ 0.750	11:43:05.869
2 -	1:19.763	+ 0.788	11:36:26.706	8 -	1:19.460	+ 0.485	11:44:25.329
3 -	1:19.374	+ 0.399	11:37:46.080	9 -	<b>1:18.975</b>		<b>11:45:44.304</b>
4 -	1:21.933	+ 2.958	11:39:08.013	10 -	1:28.803	+ 9.828	11:47:13.107
5 -	1:19.058	+ 0.083	11:40:27.071	11 -	1:19.716	+ 0.741	11:48:32.823
6 -	1:19.073	+ 0.098	11:41:46.144				
<b>181</b>	<b>Tim GUDGEON-OSTERRITTER</b>		<b>Caterham Super Graduate/1600</b>				
1 -	1:21.860	+ 3.477	11:34:52.704	7 -	1:18.893	+ 0.510	11:42:55.341
2 -	1:21.662	+ 3.279	11:36:14.366	8 -	1:18.831	+ 0.448	11:44:14.172
3 -	1:22.037	+ 3.654	11:37:36.403	9 -	1:18.890	+ 0.507	11:45:33.062
4 -	1:21.184	+ 2.801	11:38:57.587	10 -	<b>1:18.383</b>		<b>11:46:51.445</b>
5 -	1:19.591	+ 1.208	11:40:17.178	11 -	1:19.334	+ 0.951	11:48:10.779
6 -	1:19.270	+ 0.887	11:41:36.448				
<b>188</b>	<b>Alan HARBER</b>		<b>Caterham Super Graduate/1600</b>				
1 -	1:23.079	+ 3.856	11:35:31.339	7 -	1:19.491	+ 0.268	11:43:41.878
2 -	1:20.457	+ 1.234	11:36:51.796	8 -	1:19.800	+ 0.577	11:45:01.678
3 -	1:20.569	+ 1.346	11:38:12.365	9 -	1:19.522	+ 0.299	11:46:21.200
4 -	1:19.310	+ 0.087	11:39:31.675	10 -	1:25.884	+ 6.661	11:47:47.084
5 -	1:31.489	+ 12.266	11:41:03.164	11 -	1:20.446	+ 1.223	11:49:07.530
6 -	<b>1:19.223</b>		<b>11:42:22.387</b>				

Anglesey Coastal  
Circuit Length = 1.5500 miles  
Start: 11:33 End: 11:49

Weather / Track : Bright / Dry


**Caterham Graduates (Super Class)**  
**QUALIFYING - RACE 5 - LAP ANALYSIS**

<b>190</b>	<b>Mark ROBERTS</b>		<b>Caterham Super Graduate/1600</b>				
1 -	1:23.254	+ 3.660	11:34:44.955	7 -	1:20.190	+ 0.596	11:42:51.123
2 -	1:21.275	+ 1.681	11:36:06.230	8 -	1:20.176	+ 0.582	11:44:11.299
3 -	1:22.749	+ 3.155	11:37:28.979	9 -	1:19.864	+ 0.270	11:45:31.163
4 -	1:20.262	+ 0.668	11:38:49.241	10 -	1:19.786	+ 0.192	11:46:50.949
5 -	1:20.476	+ 0.882	11:40:09.717	11 -	<b>1:19.594</b>		<b>11:48:10.543</b>
6 -	1:21.216	+ 1.622	11:41:30.933				
<b>191</b>	<b>Ian NORTHERN</b>		<b>Caterham Super Graduate/1600</b>				
1 -	1:24.572	+ 4.288	11:35:00.222	7 -	1:22.900	+ 2.616	11:43:06.725
2 -	1:21.312	+ 1.028	11:36:21.534	8 -	1:20.365	+ 0.081	11:44:27.090
3 -	1:21.204	+ 0.920	11:37:42.738	9 -	1:20.798	+ 0.514	11:45:47.888
4 -	1:20.350	+ 0.066	11:39:03.088	10 -	1:20.443	+ 0.159	11:47:08.331
5 -	<b>1:20.284</b>		<b>11:40:23.372</b>	11 -	1:21.077	+ 0.793	11:48:29.408
6 -	1:20.453	+ 0.169	11:41:43.825				
<b>199</b>	<b>Stephen HUMPHREYS</b>		<b>Caterham Super Graduate/1600</b>				
1 -	1:24.801	+ 4.542	11:35:14.969	7 -	1:20.755	+ 0.496	11:43:18.357
2 -	1:20.919	+ 0.660	11:36:35.888	8 -	1:20.273	+ 0.014	11:44:38.630
3 -	1:20.511	+ 0.252	11:37:56.399	9 -	1:22.075	+ 1.816	11:46:00.705
4 -	1:20.283	+ 0.024	11:39:16.682	10 -	1:20.287	+ 0.028	11:47:20.992
5 -	<b>1:20.259</b>		<b>11:40:36.941</b>	11 -	1:20.756	+ 0.497	11:48:41.748
6 -	1:20.661	+ 0.402	11:41:57.602				



# Caterham Graduates (Super Class)

## RACE 5 - GRID - AMENDED

ROW 16	133 Bill HOMBERSLEY	134 Dylan STANLEY	
ROW 15		151 Fraser ANDREWS	123 Jonathan MILLER 1:21.135
ROW 14	113 Damon ROSAMOND 1:20.966	152 Michael FESEMEYER 1:20.822	
ROW 13		115 Gary SMITH 1:20.766	174 William BENJAMIN 1:20.754
ROW 12	137 Tom HAYMER-JOYCE 1:20.503	132 Martin GEE 1:20.484	
ROW 11		110 Andy SKINNER 1:20.341	191 Ian NORTHERN 1:20.284
ROW 10	199 Stephen HUMPHREYS 1:20.259	106 Ben ROCKEY 1:20.243	
ROW 9		146 Nick PANCISI 1:20.174	129 Kenny YOUNG 1:20.040
ROW 8	127 Gareth CORDEY 1:20.004	118 Mike WHITEHEAD 1:19.833	
ROW 7		109 Chirs ROME 1:19.809	166 Charles ELLIOTT 1:19.780
ROW 6	128 Martin KAY 1:19.618	190 Mark ROBERTS 1:19.594	
ROW 5		154 Gareth THOMAS 1:19.541	104 Hugh SMITH 1:19.470
ROW 4	130 Paul TURLEY 1:19.377	122 Darrell WILSON 1:19.300	
ROW 3		188 Alan HARBER 1:19.223	121 Edward BENSON 1:19.175
ROW 2	103 James SIBETT 1:19.139	175 Dave SHAW 1:18.975	
ROW 1		181 Tim GUDGEON-OSTERRITTER 1:18.383	112 Trevor NEWMAN 1:17.654
<b>Pole</b>			
			

Anglesey Coastal  
Circuit Length = 1.5500 miles

**These results are provisional until the conclusion of any judicial and technical matters.**

Clerk of Course :		Timekeeper :

# Caterham Graduates (Super Class)

## RACE 5 - CLASSIFICATION

POS	NO	CL	NAME	ENTRY	LAPS	TIME	GAP	DIFF	MPH	BEST	ON
1	181		<b>Tim GUDGEON-OSTERRITTER</b>	- Caterham Super Graduate/1600	16	21:15.891			69.97	1:18.077	13
2	103		<b>James SIBETT</b>	- Caterham Super Graduate/1600	16	21:16.182	<b>0.291</b>	0.291	69.95	1:18.775	9
3	121		<b>Edward BENSON</b>	- Caterham Super Graduate/1600	16	21:17.424	<b>1.533</b>	1.242	69.89	1:18.531	11
4	130		<b>Paul TURLEY</b>	- Caterham Super Graduate/1600	16	21:17.903	<b>2.012</b>	0.479	69.86	1:18.907	16
5	122		<b>Darrell WILSON</b>	- Caterham Super Graduate/1600	16	21:18.326	<b>2.435</b>	0.423	69.84	1:18.418	13
6	190		<b>Mark ROBERTS</b>	- Caterham Super Graduate/1600	16	21:20.581	<b>4.690</b>	2.255	69.71	1:18.739	13
7	109		<b>Chirs ROME</b>	- Caterham Super Graduate/1600	16	21:20.912	<b>5.021</b>	0.331	69.70	1:18.585	11
8	175		<b>Dave SHAW</b>	- Caterham Super Graduate/1600	16	21:28.037	<b>12.146</b>	7.125	69.31	1:18.731	7
9	104		<b>Hugh SMITH</b>	- Caterham Super Graduate/1600	16	21:33.164	<b>17.273</b>	5.127	69.04	1:18.407	8
10	118		<b>Mike WHITEHEAD</b>	- Caterham Super Graduate/1600	16	21:41.613	<b>25.722</b>	8.449	68.59	1:20.024	7
11	129		<b>Kenny YOUNG</b>	- Caterham Super Graduate/1600	16	21:42.364	<b>26.473</b>	0.751	68.55	1:19.411	11
12	127		<b>Gareth CORDEY</b>	- Caterham Super Graduate/1600	16	21:43.316	<b>27.425</b>	0.952	68.50	1:20.028	14
13	128		<b>Martin KAY</b>	- Caterham Super Graduate/1600	16	21:43.345	<b>27.454</b>	0.029	68.50	1:19.593	11
14	199		<b>Stephen HUMPHREYS</b>	- Caterham Super Graduate/1600	16	21:43.806	<b>27.915</b>	0.461	68.47	1:19.900	10
15	166		<b>Charles ELLIOTT</b>	- Caterham Super Graduate/1600	16	21:44.426	<b>28.535</b>	0.620	68.44	1:20.072	9
16	137		<b>Tom HAYMER-JOYCE</b>	- Caterham Super Graduate/1600	16	21:44.653	<b>28.762</b>	0.227	68.43	1:19.999	6
17	191		<b>Ian NORTHERN</b>	- Caterham Super Graduate/1600	16	21:44.869	<b>28.978</b>	0.216	68.42	1:20.004	9
18	132		<b>Martin GEE</b>	- Caterham Super Graduate/1600	16	21:45.436	<b>29.545</b>	0.567	68.39	1:18.960	15
19	106		<b>Ben ROCKEY</b>	- Caterham Super Graduate/1600	16	21:45.784	<b>29.893</b>	0.348	68.37	1:19.574	15
20	134		<b>Dylan STANLEY</b>	- Caterham Super Graduate/1600	16	21:49.880	<b>33.989</b>	4.096	68.15	1:19.774	15
21	188		<b>Alan HARBER</b>	- Caterham Super Graduate/1600	16	21:51.117	<b>35.226</b>	1.237	68.09	1:19.957	15
22	174		<b>William BENJAMIN</b>	- Caterham Super Graduate/1600	16	21:51.576	<b>35.685</b>	0.459	68.07	1:20.230	8
23	151		<b>Fraser ANDREWS</b>	- Caterham Super Graduate/1600	16	21:59.067	<b>43.176</b>	7.491	67.68	1:19.545	10
24	146		<b>Nick PANCI SI</b>	- Caterham Super Graduate/1600	16	22:00.302	<b>44.411</b>	1.235	67.62	1:20.065	10
25	113		<b>Damon ROSAMOND</b>	- Caterham Super Graduate/1600	16	22:00.496	<b>44.605</b>	0.194	67.61	1:20.542	10
26	110		<b>Andy SKINNER</b>	- Caterham Super Graduate/1600	16	22:01.044	<b>45.153</b>	0.548	67.58	1:20.356	11
27	154		<b>Gareth THOMAS</b>	- Caterham Super Graduate/1600	16	22:01.371	<b>45.480</b>	0.327	67.56	1:18.969	14
28	152		<b>Michael FESEMEYER</b>	- Caterham Super Graduate/1600	16	22:01.705	<b>45.814</b>	0.334	67.54	1:20.578	11
29	115		<b>Gary SMITH</b>	- Caterham Super Graduate/1600	16	22:03.538	<b>47.647</b>	1.833	67.45	1:20.423	11
30	123		<b>Jonathan MILLER</b>	- Caterham Super Graduate/1600	16	22:09.721	<b>53.830</b>	6.183	67.14	1:20.654	15
31	133		<b>Bill HOMBERSLEY</b>	- Caterham Super Graduate/1600	16	22:16.482	<b>1:00.591</b>	6.761	66.80	1:20.851	10
NOT CLASSIFIED											
DNF	112		<b>Trevor NEWMAN</b>	- Caterham Super Graduate/1600	11	14:31.587	<b>5 laps</b>	5 laps	70.42	1:18.477	2
FASTEST LAP											
	181		<b>Tim GUDGEON-OSTERRIT</b>	- Caterham Super Graduate/1600	13	1:18.077		71.46 mph		115.01 kph	

Weather / Track : Bright / Dry

These results are provisional until the conclusion of any judicial and technical matters.

Anglesey Coastal  
Circuit Length = 1.5500 miles  
Start: 15:20 End: 15:43

Clerk of Course :

Timekeeper :

# Caterham Graduates (Super Class)

## RACE 5 - LAP CHART

Lap 1			Lap 2			Lap 3			Lap 4			Lap 5		
No	Behind	Laptime	No	Behind	Laptime	No	Behind	Laptime	No	Behind	Laptime	No	Behind	Laptime
112		1:20.667	112		1:18.477	112		1:18.770	112		1:19.217	112		1:19.527
181	1.637	1:22.304	121	3.431	1:19.795	121	4.115	1:19.454	103	4.720	1:19.590	175	5.237	1:19.343
121	2.113	1:21.942	103	3.616	1:19.733	103	4.347	1:19.501	121	5.241	1:20.343	103	5.430	1:20.237
103	2.360	1:22.807	175	3.856	1:19.603	175	4.818	1:19.732	175	5.421	1:19.820	121	5.989	1:20.275
175	2.730	1:23.396	130	4.787	1:20.004	104	5.217	1:19.188	104	5.726	1:19.726	104	6.112	1:19.913
130	3.260	1:22.558	104	4.799	1:19.757	130	5.820	1:19.803	130	6.261	1:19.658	130	6.629	1:19.895
104	3.519	1:22.381	122	5.643	1:20.100	122	6.366	1:19.493	122	6.634	1:19.485	122	6.937	1:19.830
122	4.020	1:23.525	188	6.465	1:20.533	181	6.902	1:18.954	181	7.108	1:19.423	181	7.187	1:19.606
188	4.409	1:24.350	181	6.718	1:23.558	190	8.320	1:19.713	190	8.426	1:19.323	190	8.539	1:19.640
154	4.740	1:23.513	190	7.377	1:20.520	109	9.823	1:20.586	109	10.143	1:19.537	109	9.990	1:19.374
190	5.334	1:23.783	154	7.621	1:21.358	127	12.122	1:22.226	128	13.643	1:20.351	128	14.928	1:20.812
128	5.478	1:23.412	109	8.007	1:20.493	128	12.509	1:23.047	127	13.979	1:21.074	127	15.279	1:20.827
109	5.991	1:23.881	128	8.232	1:21.231	137	13.397	1:21.880	137	14.729	1:20.549	137	15.725	1:20.523
127	6.354	1:23.765	127	8.666	1:20.789	118	13.802	1:22.862	118	15.409	1:20.824	166	16.350	1:20.077
166	6.526	1:24.648	166	8.817	1:20.768	166	14.089	1:24.042	166	15.800	1:20.928	118	17.058	1:21.176
129	6.890	1:24.179	129	9.370	1:20.957	199	14.704	1:21.921	199	16.190	1:20.703	199	17.365	1:20.702
118	7.474	1:24.780	118	9.710	1:20.713	129	14.888	1:24.288	191	16.453	1:20.389	129	17.723	1:19.887
137	7.853	1:24.138	137	10.287	1:20.911	191	15.281	1:21.372	129	17.363	1:21.692	191	18.135	1:21.209
146	8.270	1:25.139	199	11.553	1:21.228	132	16.479	1:21.107	132	17.709	1:20.447	132	18.704	1:20.522
110	8.403	1:24.785	110	12.513	1:22.587	174	18.087	1:23.147	188	21.432	1:22.359	188	22.577	1:20.672
199	8.802	1:25.510	191	12.679	1:22.100	188	18.290	1:30.595	174	21.973	1:23.103	106	23.262	1:20.332
191	9.056	1:25.477	152	13.115	1:22.182	110	18.745	1:25.002	106	22.457	1:22.621	174	24.122	1:21.676
152	9.410	1:24.861	174	13.710	1:22.241	106	19.053	1:21.895	110	22.701	1:23.173	134	24.638	1:20.913
174	9.946	1:25.639	132	14.142	1:22.476	152	19.308	1:24.963	134	23.252	1:21.951	110	25.059	1:21.885
132	10.143	1:26.316	146	15.051	1:25.258	146	19.761	1:23.480	152	23.350	1:23.259	152	25.702	1:21.879
115	10.513	1:26.118	123	15.395	1:22.983	123	20.193	1:23.568	151	23.611	1:21.758	146	25.881	1:21.507
113	10.716	1:25.693	115	15.836	1:23.800	134	20.518	1:22.115	146	23.901	1:23.357	123	26.300	1:21.423
123	10.889	1:25.720	106	15.928	1:22.544	151	21.070	1:22.926	123	24.404	1:23.428	113	26.617	1:21.714
151	11.340	1:25.768	113	16.732	1:24.493	113	21.445	1:23.483	113	24.430	1:22.202	133	28.133	1:21.173
133	11.640	1:25.803	151	16.914	1:24.051	133	23.418	1:25.223	133	26.487	1:22.286	115	29.009	1:21.619
106	11.861	1:28.769	133	16.965	1:23.802	115	23.740	1:26.674	115	26.917	1:22.394	151	35.909	1:31.825
134	11.864	1:26.133	134	17.173	1:23.786	154	42.995	1:54.144	154	44.325	1:20.547	154	45.220	1:20.422

# Caterham Graduates (Super Class)

## RACE 5 - LAP CHART

Lap 6			Lap 7			Lap 8			Lap 9			Lap 10		
No	Behind	Laptime	No	Behind	Laptime	No	Behind	Laptime	No	Behind	Laptime	No	Behind	Laptime
112		1:18.856	112		1:18.836	112		1:18.914	112		1:19.256	112		1:19.058
103	6.327	1:19.753	175	6.441	1:18.731	104	6.447	1:18.407	104	6.464	1:19.273	103	7.268	1:19.258
175	6.546	1:20.165	104	6.954	1:18.859	175	6.812	1:19.285	175	6.726	1:19.170	122	8.718	1:19.254
104	6.931	1:19.675	103	7.176	1:19.685	103	7.549	1:19.287	103	7.068	1:18.775	130	9.699	1:19.737
130	7.559	1:19.786	181	7.538	1:18.413	181	7.936	1:19.312	181	7.503	1:18.823	181	11.239	1:22.794
181	7.961	1:19.630	130	8.181	1:19.458	130	8.611	1:19.344	122	8.522	1:18.855	121	11.921	1:19.543
122	8.559	1:20.478	122	8.680	1:18.957	122	8.923	1:19.157	130	9.020	1:19.665	190	12.698	1:19.721
190	9.453	1:19.770	121	10.260	1:19.316	121	11.190	1:19.844	121	11.436	1:19.502	109	13.408	1:20.168
121	9.780	1:22.647	190	10.666	1:20.049	190	11.641	1:19.889	190	12.035	1:19.650	104	14.088	1:26.682
109	10.173	1:19.039	109	11.057	1:19.720	109	11.938	1:19.795	109	12.298	1:19.616	175	14.364	1:26.696
128	16.356	1:20.284	137	18.555	1:20.523	137	20.501	1:20.860	137	21.763	1:20.518	118	23.204	1:20.067
137	16.868	1:19.999	128	18.954	1:21.434	118	20.993	1:20.292	118	22.195	1:20.458	137	23.695	1:20.990
127	17.496	1:21.073	127	19.493	1:20.833	127	21.603	1:21.024	166	22.638	1:20.072	166	24.104	1:20.524
166	17.801	1:20.307	118	19.615	1:20.024	166	21.822	1:20.630	127	23.167	1:20.820	199	24.517	1:19.900
118	18.427	1:20.225	166	20.106	1:21.141	199	22.522	1:20.536	199	23.675	1:20.409	127	25.021	1:20.912
199	19.093	1:20.584	199	20.900	1:20.643	132	23.170	1:20.436	191	24.183	1:20.004	191	25.278	1:20.153
191	19.470	1:20.191	191	21.129	1:20.495	191	23.435	1:21.220	128	25.341	1:20.161	129	26.384	1:19.695
129	19.862	1:20.995	132	21.648	1:19.946	129	24.435	1:21.409	129	25.747	1:20.568	128	26.893	1:20.610
132	20.538	1:20.690	129	21.940	1:20.914	128	24.436	1:24.396	132	28.989	1:25.075	132	30.199	1:20.268
188	23.897	1:20.176	188	25.632	1:20.571	106	27.318	1:20.099	106	29.379	1:21.317	106	30.605	1:20.284
106	24.506	1:20.100	106	26.133	1:20.463	188	27.797	1:21.079	188	29.532	1:20.991	188	30.855	1:20.381
174	25.759	1:20.493	174	27.169	1:20.246	174	28.485	1:20.230	174	30.219	1:20.990	174	31.509	1:20.348
134	26.155	1:20.373	134	28.389	1:21.070	134	29.692	1:20.217	134	30.980	1:20.544	134	33.036	1:21.114
110	27.616	1:21.413	146	31.514	1:22.166	123	34.410	1:21.684	123	36.219	1:21.065	123	38.005	1:20.844
146	28.184	1:21.159	123	31.640	1:22.061	146	34.632	1:22.032	110	37.659	1:21.831	146	39.151	1:20.065
123	28.415	1:20.971	110	32.004	1:23.224	110	35.084	1:21.994	146	38.144	1:22.768	110	39.660	1:21.059
152	29.115	1:22.269	152	32.279	1:22.000	152	35.918	1:22.553	113	38.605	1:21.723	113	40.089	1:20.542
113	29.510	1:21.749	133	32.833	1:21.299	113	36.138	1:21.875	152	38.810	1:22.148	152	40.378	1:20.626
133	30.370	1:21.093	113	33.177	1:22.503	133	36.521	1:22.602	115	39.558	1:21.672	115	41.085	1:20.585
115	30.789	1:20.636	115	33.627	1:21.674	115	37.142	1:22.429	133	39.977	1:22.712	133	41.770	1:20.851
151	38.611	1:21.558	151	40.262	1:20.487	151	41.488	1:20.140	151	42.252	1:20.020	151	42.739	1:19.545
154	47.024	1:20.660	154	48.611	1:20.423	154	49.644	1:19.947	154	50.129	1:19.741	154	50.844	1:19.773

# Caterham Graduates (Super Class)

## RACE 5 - LAP CHART

Lap 11			Lap 12			Lap 13			Lap 14			Lap 15		
No	Behind	Laptime	No	Behind	Laptime	No	Behind	Laptime	No	Behind	Laptime	No	Behind	Laptime
112		1:18.685	103		1:19.352	122		1:18.418	103		1:18.938	103		1:19.405
103	8.234	1:19.651	122	0.880	1:19.055	103	0.514	1:19.812	122	0.426	1:19.878	181	0.379	1:19.075
122	9.411	1:19.378	130	1.574	1:19.119	181	0.779	1:18.077	181	0.709	1:19.382	121	1.383	1:19.003
130	10.041	1:19.027	181	2.000	1:18.423	130	1.406	1:19.130	130	1.140	1:19.186	130	1.668	1:19.933
181	11.163	1:18.609	121	2.836	1:18.655	121	2.561	1:19.023	121	1.785	1:18.676	122	2.135	1:21.114
121	11.767	1:18.531	190	3.970	1:18.791	190	3.411	1:18.739	109	3.079	1:18.838	190	3.701	1:19.349
190	12.765	1:18.752	109	4.364	1:18.642	109	3.693	1:18.627	190	3.757	1:19.798	109	4.050	1:20.376
109	13.308	1:18.585	175	8.234	1:19.683	175	8.757	1:19.821	175	9.136	1:19.831	175	10.079	1:20.348
175	16.137	1:20.458	104	9.398	1:20.092	104	10.874	1:20.774	104	12.845	1:21.423	104	13.846	1:20.406
104	16.892	1:21.489	118	19.227	1:21.760	118	21.320	1:21.391	118	22.453	1:20.585	118	23.651	1:20.603
118	25.053	1:20.534	137	19.624	1:21.733	129	22.300	1:21.726	129	23.130	1:20.282	129	23.961	1:20.236
137	25.477	1:20.467	129	19.872	1:20.348	166	22.484	1:21.600	127	23.424	1:20.028	128	24.224	1:20.024
166	25.863	1:20.444	166	20.182	1:21.905	127	22.848	1:21.524	128	23.605	1:19.692	127	24.870	1:20.851
199	26.434	1:20.602	127	20.622	1:21.329	128	23.365	1:21.724	166	24.345	1:21.313	199	25.355	1:20.052
127	26.879	1:20.543	128	20.939	1:20.724	199	23.751	1:21.466	199	24.708	1:20.409	166	25.817	1:20.877
129	27.110	1:19.411	199	21.583	1:22.735	191	23.932	1:21.399	137	24.974	1:20.087	137	26.128	1:20.559
191	27.411	1:20.818	191	21.831	1:22.006	137	24.339	1:24.013	191	25.283	1:20.803	191	26.406	1:20.528
128	27.801	1:19.593	132	25.472	1:20.495	132	26.221	1:20.047	132	27.470	1:20.701	132	27.025	1:18.960
132	32.563	1:21.049	106	25.978	1:20.405	106	27.452	1:20.772	106	27.889	1:19.889	106	28.058	1:19.574
106	33.159	1:21.239	174	27.772	1:21.713	174	29.596	1:21.122	174	31.235	1:21.091	188	31.963	1:19.957
174	33.645	1:20.821	188	28.575	1:22.337	188	30.199	1:20.922	188	31.411	1:20.664	134	32.311	1:19.774
188	33.824	1:21.654	134	28.893	1:21.850	134	30.981	1:21.386	134	31.942	1:20.413	174	33.215	1:21.385
134	34.629	1:20.278	123	34.080	1:21.363	123	36.768	1:21.986	123	38.738	1:21.422	123	39.987	1:20.654
123	40.303	1:20.983	146	34.742	1:21.528	146	37.311	1:21.867	146	39.337	1:21.478	146	40.511	1:20.579
146	40.800	1:20.334	110	35.251	1:21.506	110	38.115	1:22.162	113	39.697	1:20.547	151	40.987	1:19.919
110	41.331	1:20.356	113	35.715	1:21.300	113	38.602	1:22.185	110	40.108	1:21.445	110	41.797	1:21.094
113	42.001	1:20.597	152	36.121	1:21.436	152	38.897	1:22.074	151	40.473	1:20.870	113	42.260	1:21.968
152	42.271	1:20.578	115	36.312	1:21.075	151	39.055	1:21.728	152	41.212	1:21.767	152	42.525	1:20.718
115	42.823	1:20.423	151	36.625	1:20.140	115	39.625	1:22.611	115	43.115	1:22.942	154	44.033	1:19.389
151	44.071	1:20.017	154	44.055	1:19.699	154	44.532	1:19.775	154	44.049	1:18.969	115	44.997	1:21.287
154	51.942	1:19.783	133	50.684	1:22.066	133	53.614	1:22.228	133	55.951	1:21.789	133	57.853	1:21.307
133	56.204	1:33.119												

## Caterham Graduates (Super Class)

### RACE 5 - LAP CHART

Lap 16		
No	Behind	Laptime
181		1:18.184
103	0.291	1:18.854
121	1.533	1:18.713
130	2.012	1:18.907
122	2.435	1:18.863
190	4.690	1:19.552
109	5.021	1:19.534
175	12.146	1:20.630
104	17.273	1:21.990
118	25.722	1:20.634
129	26.473	1:21.075
127	27.425	1:21.118
128	27.454	1:21.793
199	27.915	1:21.123
166	28.535	1:21.281
137	28.762	1:21.197
191	28.978	1:21.135
132	29.545	1:21.083
106	29.893	1:20.398
134	33.989	1:20.241
188	35.226	1:21.826
174	35.685	1:21.033
151	43.176	1:20.752
146	44.411	1:22.463
113	44.605	1:20.908
110	45.153	1:21.919
154	45.480	1:20.010
152	45.814	1:21.852
115	47.647	1:21.213
123	53.830	1:32.406
133	1:00.591	1:21.301

# Caterham Graduates (Super Class)

## QUALIFYING - RACE 13 - CLASSIFICATION

POS	NO	CL	NAME	ENTRY	TIME	ON	LAPS	GAP	DIFF	MPH
1	112		Trevor NEWMAN	- Caterham Super Graduate/1600	1:41.994	7	9			74.12
2	181		Tim GUDGEON-OSTERRITTER	- Caterham Super Graduate/1600	1:42.718	8	9	0.724	0.724	73.59
3	121		Edward BENSON	- Caterham Super Graduate/1600	1:42.787	6	9	0.793	0.069	73.54
4	175		Dave SHAW	- Caterham Super Graduate/1600	1:43.277	6	9	1.283	0.490	73.20
5	130		Paul TURLEY	- Caterham Super Graduate/1600	1:43.313	6	9	1.319	0.036	73.17
6	109		Chirs ROME	- Caterham Super Graduate/1600	1:43.503	9	9	1.509	0.190	73.04
7	122		Darrell WILSON	- Caterham Super Graduate/1600	1:43.708	9	9	1.714	0.205	72.89
8	190		Mark ROBERTS	- Caterham Super Graduate/1600	1:43.765	8	9	1.771	0.057	72.85
9	103		James SIBETT	- Caterham Super Graduate/1600	1:43.798	9	9	1.804	0.033	72.83
10	128		Martin KAY	- Caterham Super Graduate/1600	1:43.839	7	9	1.845	0.041	72.80
11	132		Martin GEE	- Caterham Super Graduate/1600	1:44.011	9	9	2.017	0.172	72.68
12	106		Ben ROCKEY	- Caterham Super Graduate/1600	1:44.027	7	9	2.033	0.016	72.67
13	154		Gareth THOMAS	- Caterham Super Graduate/1600	1:44.105	6	9	2.111	0.078	72.61
14	191		Ian NORTHERN	- Caterham Super Graduate/1600	1:44.210	9	9	2.216	0.105	72.54
15	166		Charles ELLIOTT	- Caterham Super Graduate/1600	1:44.212	8	9	2.218	0.002	72.54
16	152		Michael FESEMEYER	- Caterham Super Graduate/1600	1:44.369	8	9	2.375	0.157	72.43
17	137		Tom HAYMER-JOYCE	- Caterham Super Graduate/1600	1:44.472	8	9	2.478	0.103	72.36
18	123		Jonathan MILLER	- Caterham Super Graduate/1600	1:44.559	9	9	2.565	0.087	72.30
19	174		William BENJAMIN	- Caterham Super Graduate/1600	1:44.620	8	9	2.626	0.061	72.26
20	129		Kenny YOUNG	- Caterham Super Graduate/1600	1:44.633	9	9	2.639	0.013	72.25
21	127		Gareth CORDEY	- Caterham Super Graduate/1600	1:44.677	9	9	2.683	0.044	72.22
22	188		Alan HARBER	- Caterham Super Graduate/1600	1:44.918	8	9	2.924	0.241	72.05
23	118		Mike WHITEHEAD	- Caterham Super Graduate/1600	1:44.999	9	9	3.005	0.081	72.00
24	134		Dylan STANLEY	- Caterham Super Graduate/1600	1:45.011	8	9	3.017	0.012	71.99
25	113		Damon ROSAMOND	- Caterham Super Graduate/1600	1:45.141	7	7	3.147	0.130	71.90
26	151		Fraser ANDREWS	- Caterham Super Graduate/1600	1:45.148	9	9	3.154	0.007	71.89
27	115		Gary SMITH	- Caterham Super Graduate/1600	1:45.166	9	9	3.172	0.018	71.88
28	133		Bill HOMBERSLEY	- Caterham Super Graduate/1600	1:45.180	4	8	3.186	0.014	71.87
29	124		Neil SHINNER	- Caterham Super Graduate/1600	1:45.182	9	9	3.188	0.002	71.87
30	146		Nick PANCISI	- Caterham Super Graduate/1600	1:45.241	4	8	3.247	0.059	71.83
31	110		Andy SKINNER	- Caterham Super Graduate/1600	1:45.261	6	9	3.267	0.020	71.82
32	199		Stephen HUMPHREYS	- Caterham Super Graduate/1600	1:45.572	7	8	3.578	0.311	71.60
33	114		Yolande HUMPHREYS	- Caterham Super Graduate/1600	1:46.597	8	8	4.603	1.025	70.92
34	141		Richard ORMSON	- Caterham Super Graduate/1600	1:49.608	7	8	7.614	3.011	68.97

Weather / Track : Cloudy / Dry

These results are provisional until the conclusion of any judicial and technical matters.

Anglesey International  
 Circuit Length = 2.1000 miles  
 Start: 11:24 End: 11:41

Clerk of Course :		Timekeeper :
-------------------	--	--------------

## Caterham Graduates (Super Class)

### QUALIFYING - RACE 13 - LAP ANALYSIS

<b>103</b>	<b>James SIBETT</b>		Caterham Super Graduate/1600				
1 -	1:46.242	+ 2.444	11:26:39.985	6 -	1:45.090	+ 1.292	11:35:31.971
2 -	1:44.270	+ 0.472	11:28:24.255	7 -	1:44.154	+ 0.356	11:37:16.125
3 -	1:43.988	+ 0.190	11:30:08.243	8 -	1:44.003	+ 0.205	11:39:00.128
4 -	1:44.333	+ 0.535	11:31:52.576	9 -	<b>1:43.798</b>		<b>11:40:43.926</b>
5 -	1:54.305	+ 10.507	11:33:46.881				
<b>106</b>	<b>Ben ROCKEY</b>		Caterham Super Graduate/1600				
1 -	1:51.158	+ 7.131	11:27:18.915	6 -	1:45.116	+ 1.089	11:36:05.726
2 -	1:45.880	+ 1.853	11:29:04.795	7 -	<b>1:44.027</b>		<b>11:37:49.753</b>
3 -	1:45.357	+ 1.330	11:30:50.152	8 -	1:44.662	+ 0.635	11:39:34.415
4 -	1:44.912	+ 0.885	11:32:35.064	9 -	1:45.241	+ 1.214	11:41:19.656
5 -	1:45.546	+ 1.519	11:34:20.610				
<b>109</b>	<b>Chirs ROME</b>		Caterham Super Graduate/1600				
1 -	1:49.876	+ 6.373	11:27:08.560	6 -	1:56.209	+ 12.706	11:36:01.867
2 -	1:44.796	+ 1.293	11:28:53.356	7 -	1:44.321	+ 0.818	11:37:46.188
3 -	1:45.107	+ 1.604	11:30:38.463	8 -	1:46.124	+ 2.621	11:39:32.312
4 -	1:43.564	+ 0.061	11:32:22.027	9 -	<b>1:43.503</b>		<b>11:41:15.815</b>
5 -	1:43.631	+ 0.128	11:34:05.658				
<b>110</b>	<b>Andy SKINNER</b>		Caterham Super Graduate/1600				
1 -	1:51.178	+ 5.917	11:27:10.502	6 -	<b>1:45.261</b>		<b>11:36:01.497</b>
2 -	1:47.163	+ 1.902	11:28:57.665	7 -	1:46.077	+ 0.816	11:37:47.574
3 -	1:46.280	+ 1.019	11:30:43.945	8 -	1:46.154	+ 0.893	11:39:33.728
4 -	1:46.693	+ 1.432	11:32:30.638	9 -	1:45.359	+ 0.098	11:41:19.087
5 -	1:45.598	+ 0.337	11:34:16.236				
<b>112</b>	<b>Trevor NEWMAN</b>		Caterham Super Graduate/1600				
1 -	1:54.340	+ 12.346	11:27:25.270	6 -	1:43.151	+ 1.157	11:36:03.098
2 -	1:44.373	+ 2.379	11:29:09.643	7 -	<b>1:41.994</b>		<b>11:37:45.092</b>
3 -	1:43.985	+ 1.991	11:30:53.628	8 -	1:49.474	+ 7.480	11:39:34.566
4 -	1:43.286	+ 1.292	11:32:36.914	9 -	1:43.429	+ 1.435	11:41:17.995
5 -	1:43.033	+ 1.039	11:34:19.947				
<b>113</b>	<b>Damon ROSAMOND</b>		Caterham Super Graduate/1600				
1 -	1:48.155	+ 3.014	11:26:44.587	5 -	1:46.136	+ 0.995	11:33:51.099
2 -	1:48.443	+ 3.302	11:28:33.030	6 -	1:45.891	+ 0.750	11:35:36.990
3 -	1:46.450	+ 1.309	11:30:19.480	7 -	<b>1:45.141</b>		<b>11:37:22.131</b>
4 -	1:45.483	+ 0.342	11:32:04.963				
<b>114</b>	<b>Yolande HUMPHREYS</b>		Caterham Super Graduate/1600				
1 -	1:54.849	+ 8.252	11:27:26.271	5 -	1:47.452	+ 0.855	11:34:36.758
2 -	1:47.986	+ 1.389	11:29:14.257	6 -	1:46.600	+ 0.003	11:36:23.358
3 -	1:47.440	+ 0.843	11:31:01.697	7 -	1:46.691	+ 0.094	11:38:10.049
4 -	1:47.609	+ 1.012	11:32:49.306	8 -	<b>1:46.597</b>		<b>11:39:56.646</b>
<b>115</b>	<b>Gary SMITH</b>		Caterham Super Graduate/1600				
1 -	1:50.000	+ 4.834	11:26:56.150	6 -	1:45.727	+ 0.561	11:35:48.047
2 -	1:46.659	+ 1.493	11:28:42.809	7 -	1:45.660	+ 0.494	11:37:33.707
3 -	1:45.673	+ 0.507	11:30:28.482	8 -	1:46.998	+ 1.832	11:39:20.705
4 -	1:46.324	+ 1.158	11:32:14.806	9 -	<b>1:45.166</b>		<b>11:41:05.871</b>
5 -	1:47.514	+ 2.348	11:34:02.320				
<b>118</b>	<b>Mike WHITEHEAD</b>		Caterham Super Graduate/1600				
1 -	1:52.248	+ 7.249	11:27:13.883	6 -	1:46.555	+ 1.556	11:36:04.853
2 -	1:47.248	+ 2.249	11:29:01.131	7 -	1:45.768	+ 0.769	11:37:50.621
3 -	1:45.859	+ 0.860	11:30:46.990	8 -	1:46.311	+ 1.312	11:39:36.932
4 -	1:46.054	+ 1.055	11:32:33.044	9 -	<b>1:44.999</b>		<b>11:41:21.931</b>
5 -	1:45.254	+ 0.255	11:34:18.298				
<b>121</b>	<b>Edward BENSON</b>		Caterham Super Graduate/1600				
1 -	1:48.815	+ 6.028	11:27:23.780	6 -	<b>1:42.787</b>		<b>11:36:04.018</b>

Anglesey International  
Circuit Length = 2.1000 miles  
Start: 11:24 End: 11:41

Weather / Track : Cloudy / Dry



## Caterham Graduates (Super Class)

### QUALIFYING - RACE 13 - LAP ANALYSIS

2 -	1:44.370	+ 1.583	11:29:08.150	7 -	1:43.091	+ 0.304	11:37:47.109
3 -	1:43.548	+ 0.761	11:30:51.698	8 -	1:43.740	+ 0.953	11:39:30.849
4 -	1:46.101	+ 3.314	11:32:37.799	9 -	1:43.513	+ 0.726	11:41:14.362
5 -	1:43.432	+ 0.645	11:34:21.231				
<b>122</b>	<b>Darrell WILSON</b>			Caterham Super Graduate/1600			
1 -	1:49.314	+ 5.606	11:26:59.836	6 -	1:45.402	+ 1.694	11:35:46.052
2 -	1:45.485	+ 1.777	11:28:45.321	7 -	1:44.422	+ 0.714	11:37:30.474
3 -	1:45.311	+ 1.603	11:30:30.632	8 -	1:43.865	+ 0.157	11:39:14.339
4 -	1:45.087	+ 1.379	11:32:15.719	9 -	<b>1:43.708</b>		<b>11:40:58.047</b>
5 -	1:44.931	+ 1.223	11:34:00.650				
<b>123</b>	<b>Jonathan MILLER</b>			Caterham Super Graduate/1600			
1 -	1:53.955	+ 9.396	11:27:19.679	6 -	1:45.309	+ 0.750	11:36:09.435
2 -	1:46.663	+ 2.104	11:29:06.342	7 -	1:45.209	+ 0.650	11:37:54.644
3 -	1:47.692	+ 3.133	11:30:54.034	8 -	1:44.840	+ 0.281	11:39:39.484
4 -	1:44.960	+ 0.401	11:32:38.994	9 -	<b>1:44.559</b>		<b>11:41:24.043</b>
5 -	1:45.132	+ 0.573	11:34:24.126				
<b>124</b>	<b>Neil SHINNER</b>			Caterham Super Graduate/1600			
1 -	1:50.776	+ 5.594	11:26:53.499	6 -	1:46.058	+ 0.876	11:35:49.451
2 -	1:48.948	+ 3.766	11:28:42.447	7 -	1:46.515	+ 1.333	11:37:35.966
3 -	1:46.477	+ 1.295	11:30:28.924	8 -	1:46.298	+ 1.116	11:39:22.264
4 -	1:48.439	+ 3.257	11:32:17.363	9 -	<b>1:45.182</b>		<b>11:41:07.446</b>
5 -	1:46.030	+ 0.848	11:34:03.393				
<b>127</b>	<b>Gareth CORDEY</b>			Caterham Super Graduate/1600			
1 -	1:50.492	+ 5.815	11:26:54.714	6 -	1:45.966	+ 1.289	11:35:45.053
2 -	1:46.947	+ 2.270	11:28:41.661	7 -	1:46.646	+ 1.969	11:37:31.699
3 -	1:46.282	+ 1.605	11:30:27.943	8 -	1:46.507	+ 1.830	11:39:18.206
4 -	1:45.412	+ 0.735	11:32:13.355	9 -	<b>1:44.677</b>		<b>11:41:02.883</b>
5 -	1:45.732	+ 1.055	11:33:59.087				
<b>128</b>	<b>Martin KAY</b>			Caterham Super Graduate/1600			
1 -	1:47.586	+ 3.747	11:27:03.005	6 -	1:44.773	+ 0.934	11:35:49.376
2 -	1:45.709	+ 1.870	11:28:48.714	7 -	<b>1:43.839</b>		<b>11:37:33.215</b>
3 -	1:45.121	+ 1.282	11:30:33.835	8 -	1:44.541	+ 0.702	11:39:17.756
4 -	1:46.793	+ 2.954	11:32:20.628	9 -	1:44.086	+ 0.247	11:41:01.842
5 -	1:43.975	+ 0.136	11:34:04.603				
<b>129</b>	<b>Kenny YOUNG</b>			Caterham Super Graduate/1600			
1 -	1:49.847	+ 5.214	11:26:41.971	6 -	1:45.264	+ 0.631	11:35:30.923
2 -	1:47.812	+ 3.179	11:28:29.783	7 -	1:45.951	+ 1.318	11:37:16.874
3 -	1:45.504	+ 0.871	11:30:15.287	8 -	1:44.892	+ 0.259	11:39:01.766
4 -	1:44.975	+ 0.342	11:32:00.262	9 -	<b>1:44.633</b>		<b>11:40:46.399</b>
5 -	1:45.397	+ 0.764	11:33:45.659				
<b>130</b>	<b>Paul TURLEY</b>			Caterham Super Graduate/1600			
1 -	1:50.889	+ 7.576	11:26:52.566	6 -	<b>1:43.313</b>		<b>11:35:35.250</b>
2 -	1:46.495	+ 3.182	11:28:39.061	7 -	1:43.388	+ 0.075	11:37:18.638
3 -	1:44.515	+ 1.202	11:30:23.576	8 -	1:43.605	+ 0.292	11:39:02.243
4 -	1:44.456	+ 1.143	11:32:08.032	9 -	1:43.847	+ 0.534	11:40:46.090
5 -	1:43.905	+ 0.592	11:33:51.937				
<b>132</b>	<b>Martin GEE</b>			Caterham Super Graduate/1600			
1 -	1:50.425	+ 6.414	11:26:43.607	6 -	1:44.986	+ 0.975	11:35:31.774
2 -	1:47.175	+ 3.164	11:28:30.782	7 -	1:44.906	+ 0.895	11:37:16.680
3 -	1:45.581	+ 1.570	11:30:16.363	8 -	1:44.597	+ 0.586	11:39:01.277
4 -	1:45.156	+ 1.145	11:32:01.519	9 -	<b>1:44.011</b>		<b>11:40:45.288</b>
5 -	1:45.269	+ 1.258	11:33:46.788				
<b>133</b>	<b>Bill HOMBERSLEY</b>			Caterham Super Graduate/1600			
1 -	1:54.200	+ 9.020	11:27:27.778	5 -	1:45.786	+ 0.606	11:34:33.066
2 -	1:47.020	+ 1.840	11:29:14.798	6 -	1:46.029	+ 0.849	11:36:19.095

Anglesey International  
Circuit Length = 2.1000 miles  
Start: 11:24 End: 11:41

Weather / Track : Cloudy / Dry

## Caterham Graduates (Super Class)

### QUALIFYING - RACE 13 - LAP ANALYSIS

3 -	1:47.302	+ 2.122	11:31:02.100	7 -	1:46.095	+ 0.915	11:38:05.190
4 -	<b>1:45.180</b>		<b>11:32:47.280</b>	8 -	1:45.717	+ 0.537	11:39:50.907
<b>134</b>	<b>Dylan STANLEY</b>		Caterham Super Graduate/1600				
1 -	1:49.509	+ 4.498	11:26:57.151	6 -	2:00.212	+ 15.201	11:36:00.444
2 -	1:46.774	+ 1.763	11:28:43.925	7 -	1:45.127	+ 0.116	11:37:45.571
3 -	1:45.635	+ 0.624	11:30:29.560	8 -	<b>1:45.011</b>		<b>11:39:30.582</b>
4 -	1:45.531	+ 0.520	11:32:15.091	9 -	1:45.345	+ 0.334	11:41:15.927
5 -	1:45.141	+ 0.130	11:34:00.232				
<b>137</b>	<b>Tom HAYMER-JOYCE</b>		Caterham Super Graduate/1600				
1 -	1:49.451	+ 4.979	11:26:45.068	6 -	1:46.725	+ 2.253	11:35:36.194
2 -	1:46.292	+ 1.820	11:28:31.360	7 -	1:45.424	+ 0.952	11:37:21.618
3 -	1:45.525	+ 1.053	11:30:16.885	8 -	<b>1:44.472</b>		<b>11:39:06.090</b>
4 -	1:44.773	+ 0.301	11:32:01.658	9 -	1:44.959	+ 0.487	11:40:51.049
5 -	1:47.811	+ 3.339	11:33:49.469				
<b>141</b>	<b>Richard ORMSON</b>		Caterham Super Graduate/1600				
1 -	2:09.406	+ 19.798	11:27:34.967	5 -	1:50.136	+ 0.528	11:34:56.755
2 -	1:50.912	+ 1.304	11:29:25.879	6 -	1:51.149	+ 1.541	11:36:47.904
3 -	1:50.579	+ 0.971	11:31:16.458	7 -	<b>1:49.608</b>		<b>11:38:37.512</b>
4 -	1:50.161	+ 0.553	11:33:06.619	8 -	1:50.451	+ 0.843	11:40:27.963
<b>146</b>	<b>Nick PANCISI</b>		Caterham Super Graduate/1600				
1 -	1:53.285	+ 8.044	11:27:29.706	5 -	1:45.896	+ 0.655	11:34:33.995
2 -	1:46.849	+ 1.608	11:29:16.555	6 -	1:45.972	+ 0.731	11:36:19.967
3 -	1:46.303	+ 1.062	11:31:02.858	7 -	1:48.896	+ 3.655	11:38:08.863
4 -	<b>1:45.241</b>		<b>11:32:48.099</b>	8 -	1:46.933	+ 1.692	11:39:55.796
<b>151</b>	<b>Fraser ANDREWS</b>		Caterham Super Graduate/1600				
1 -	1:52.289	+ 7.141	11:27:13.199	6 -	1:47.787	+ 2.639	11:36:05.448
2 -	1:46.340	+ 1.192	11:28:59.539	7 -	1:45.676	+ 0.528	11:37:51.124
3 -	1:46.286	+ 1.138	11:30:45.825	8 -	1:46.165	+ 1.017	11:39:37.289
4 -	1:46.204	+ 1.056	11:32:32.029	9 -	<b>1:45.148</b>		<b>11:41:22.437</b>
5 -	1:45.632	+ 0.484	11:34:17.661				
<b>152</b>	<b>Michael FESEMEYER</b>		Caterham Super Graduate/1600				
1 -	1:48.170	+ 3.801	11:26:46.231	6 -	1:45.380	+ 1.011	11:35:33.987
2 -	1:45.970	+ 1.601	11:28:32.201	7 -	1:45.686	+ 1.317	11:37:19.673
3 -	1:46.086	+ 1.717	11:30:18.287	8 -	<b>1:44.369</b>		<b>11:39:04.042</b>
4 -	1:45.238	+ 0.869	11:32:03.525	9 -	1:45.771	+ 1.402	11:40:49.813
5 -	1:45.082	+ 0.713	11:33:48.607				
<b>154</b>	<b>Gareth THOMAS</b>		Caterham Super Graduate/1600				
1 -	1:50.192	+ 6.087	11:26:59.507	6 -	<b>1:44.105</b>		<b>11:35:45.658</b>
2 -	1:47.215	+ 3.110	11:28:46.722	7 -	1:46.095	+ 1.990	11:37:31.753
3 -	1:44.705	+ 0.600	11:30:31.427	8 -	1:44.315	+ 0.210	11:39:16.068
4 -	1:45.498	+ 1.393	11:32:16.925	9 -	1:44.356	+ 0.251	11:41:00.424
5 -	1:44.628	+ 0.523	11:34:01.553				
<b>166</b>	<b>Charles ELLIOTT</b>		Caterham Super Graduate/1600				
1 -	1:48.743	+ 4.531	11:27:00.782	6 -	1:49.449	+ 5.237	11:35:53.190
2 -	1:46.303	+ 2.091	11:28:47.085	7 -	1:44.500	+ 0.288	11:37:37.690
3 -	1:45.131	+ 0.919	11:30:32.216	8 -	<b>1:44.212</b>		<b>11:39:21.902</b>
4 -	1:45.776	+ 1.564	11:32:17.992	9 -	1:44.399	+ 0.187	11:41:06.301
5 -	1:45.749	+ 1.537	11:34:03.741				
<b>174</b>	<b>William BENJAMIN</b>		Caterham Super Graduate/1600				
1 -	1:52.225	+ 7.605	11:26:52.629	6 -	1:46.129	+ 1.509	11:35:47.306
2 -	1:48.124	+ 3.504	11:28:40.753	7 -	1:47.450	+ 2.830	11:37:34.756
3 -	1:46.531	+ 1.911	11:30:27.284	8 -	<b>1:44.620</b>		<b>11:39:19.376</b>
4 -	1:46.996	+ 2.376	11:32:14.280	9 -	1:47.780	+ 3.160	11:41:07.156
5 -	1:46.897	+ 2.277	11:34:01.177				

Anglesey International  
 Circuit Length = 2.1000 miles  
 Start: 11:24 End: 11:41

Weather / Track : Cloudy / Dry


## Caterham Graduates (Super Class)

### QUALIFYING - RACE 13 - LAP ANALYSIS

<b>175</b>	<b>Dave SHAW</b>		Caterham Super Graduate/1600			
1 -	1:48.699	+ 5.422	11:27:01.966	6 -	<b>1:43.277</b>	<b>11:35:50.404</b>
2 -	1:45.430	+ 2.153	11:28:47.396	7 -	1:43.473	+ 0.196
3 -	1:50.154	+ 6.877	11:30:37.550	8 -	1:43.601	+ 0.324
4 -	1:45.409	+ 2.132	11:32:22.959	9 -	1:46.905	+ 3.628
5 -	1:44.168	+ 0.891	11:34:07.127			
<b>181</b>	<b>Tim GUDGEON-OSTERRITTER</b>		Caterham Super Graduate/1600			
1 -	1:46.609	+ 3.891	11:26:37.167	6 -	1:43.180	+ 0.462
2 -	1:43.996	+ 1.278	11:28:21.163	7 -	1:42.962	+ 0.244
3 -	1:43.697	+ 0.979	11:30:04.860	8 -	<b>1:42.718</b>	
4 -	1:43.286	+ 0.568	11:31:48.146	9 -	1:43.636	+ 0.918
5 -	1:43.043	+ 0.325	11:33:31.189			
<b>188</b>	<b>Alan HARBER</b>		Caterham Super Graduate/1600			
1 -	1:48.310	+ 3.392	11:27:02.654	6 -	1:44.977	+ 0.059
2 -	1:45.426	+ 0.508	11:28:48.080	7 -	1:49.434	+ 4.516
3 -	1:45.413	+ 0.495	11:30:33.493	8 -	<b>1:44.918</b>	
4 -	1:45.004	+ 0.086	11:32:18.497	9 -	1:45.110	+ 0.192
5 -	1:46.450	+ 1.532	11:34:04.947			
<b>190</b>	<b>Mark ROBERTS</b>		Caterham Super Graduate/1600			
1 -	1:48.419	+ 4.654	11:26:42.856	6 -	1:44.674	+ 0.909
2 -	1:46.741	+ 2.976	11:28:29.597	7 -	1:46.846	+ 3.081
3 -	1:44.883	+ 1.118	11:30:14.480	8 -	<b>1:43.765</b>	
4 -	1:44.694	+ 0.929	11:31:59.174	9 -	1:43.916	+ 0.151
5 -	1:48.749	+ 4.984	11:33:47.923			
<b>191</b>	<b>Ian NORTHERN</b>		Caterham Super Graduate/1600			
1 -	1:49.000	+ 4.790	11:26:53.791	6 -	1:44.792	+ 0.582
2 -	1:47.224	+ 3.014	11:28:41.015	7 -	1:44.352	+ 0.142
3 -	1:45.107	+ 0.897	11:30:26.122	8 -	1:44.393	+ 0.183
4 -	1:45.439	+ 1.229	11:32:11.561	9 -	<b>1:44.210</b>	
5 -	1:45.143	+ 0.933	11:33:56.704			
<b>199</b>	<b>Stephen HUMPHREYS</b>		Caterham Super Graduate/1600			
1 -	1:54.890	+ 9.318	11:27:26.766	5 -	1:45.936	+ 0.364
2 -	1:46.700	+ 1.128	11:29:13.466	6 -	1:47.659	+ 2.087
3 -	1:47.077	+ 1.505	11:31:00.543	7 -	<b>1:45.572</b>	
4 -	1:49.530	+ 3.958	11:32:50.073	8 -	1:45.900	+ 0.328

# Caterham Graduates (Super Class)

## RACE 13 - GRID

ROW 17	1:49.608 141 Richard ORMSON	1:46.597 114 Yolande HUMPHREYS
ROW 16	1:45.572 199 Stephen HUMPHREYS	1:45.261 110 Andy SKINNER
ROW 15	1:45.241 146 Nick PANCISI	1:45.182 124 Neil SHINNER
ROW 14	1:45.180 133 Bill HOMBERSLEY	1:45.166 115 Gary SMITH
ROW 13	1:45.148 151 Fraser ANDREWS	1:45.141 113 Damon ROSAMOND
ROW 12	1:45.011 134 Dylan STANLEY	1:44.999 118 Mike WHITEHEAD
ROW 11	1:44.918 188 Alan HARBER	1:44.677 127 Gareth CORDEY
ROW 10	1:44.633 129 Kenny YOUNG	1:44.620 174 William BENJAMIN
ROW 9	1:44.559 123 Jonathan MILLER	1:44.472 137 Tom HAYMER-JOYCE
ROW 8	1:44.369 152 Michael FESEMEYER	1:44.212 166 Charles ELLIOTT
ROW 7	1:44.210 191 Ian NORTHERN	1:44.105 154 Gareth THOMAS
ROW 6	1:44.027 106 Ben ROCKEY	1:44.011 132 Martin GEE
ROW 5	1:43.839 128 Martin KAY	1:43.798 103 James SIBETT
ROW 4	1:43.765 190 Mark ROBERTS	1:43.708 122 Darrell WILSON
ROW 3	1:43.503 109 Chirs ROME	1:43.313 130 Paul TURLEY
ROW 2	1:43.277 175 Dave SHAW	1:42.787 121 Edward BENSON
ROW 1	1:42.718 181 Tim GUDGEON-OSTERRITTER	1:41.994 112 Trevor NEWMAN
<b>Pole</b>		
		

Anglesey International  
Circuit Length = 2.1000 miles

**These results are provisional until the conclusion of any judicial and technical matters.**

Clerk of Course :	Timekeeper :
-------------------	--------------

# Caterham Graduates (Super Class)

## RACE 13 - CLASSIFICATION

POS	NO	CL	NAME	ENTRY	LAPS	TIME	GAP	DIFF	MPH	BEST	ON
1	112		Trevor NEWMAN	- Caterham Super Graduate/1600	12	20:44.424			72.90	1:42.532	4
2	130		Paul TURLEY	- Caterham Super Graduate/1600	12	20:48.843	4.419	4.419	72.64	1:42.603	2
3	122		Darrell WILSON	- Caterham Super Graduate/1600	12	20:49.096	4.672	0.253	72.62	1:43.009	9
4	175		Dave SHAW	- Caterham Super Graduate/1600	12	20:49.196	4.772	0.100	72.62	1:43.002	9
5	121		Edward BENSON	- Caterham Super Graduate/1600	12	20:51.142	6.718	1.946	72.50	1:43.066	12
6	109		Chirs ROME	- Caterham Super Graduate/1600	12	20:51.624	7.200	0.482	72.48	1:43.053	10
7	103		James SIBETT	- Caterham Super Graduate/1600	12	20:54.526	10.102	2.902	72.31	1:43.237	7
8	190		Mark ROBERTS	- Caterham Super Graduate/1600	12	20:54.656	10.232	0.130	72.30	1:43.143	9
9	106		Ben ROCKEY	- Caterham Super Graduate/1600	12	20:56.409	11.985	1.753	72.20	1:43.534	6
10	181		Tim GUDGEON-OSTERRITTER	- Caterham Super Graduate/1600	12	20:56.537	12.113	0.128	72.19	1:42.776	4
11	166		Charles ELLIOTT	- Caterham Super Graduate/1600	12	20:57.884	13.460	1.347	72.12	1:43.298	10
12	154		Gareth THOMAS	- Caterham Super Graduate/1600	12	20:58.398	13.974	0.514	72.09	1:43.546	11
13	128		Martin KAY	- Caterham Super Graduate/1600	12	20:58.859	14.435	0.461	72.06	1:43.338	4
14	129		Kenny YOUNG	- Caterham Super Graduate/1600	12	21:08.387	23.963	9.528	71.52	1:44.033	3
15	137		Tom HAYMER-JOYCE	- Caterham Super Graduate/1600	12	21:12.229	27.805	3.842	71.30	1:44.435	6
16	123		Jonathan MILLER	- Caterham Super Graduate/1600	12	21:12.354	27.930	0.125	71.30	1:44.607	8
17	174		William BENJAMIN	- Caterham Super Graduate/1600	12	21:12.784	28.360	0.430	71.27	1:43.920	11
18	127		Gareth CORDEY	- Caterham Super Graduate/1600	12	21:13.028	28.604	0.244	71.26	1:44.490	4
19	188		Alan HARBER	- Caterham Super Graduate/1600	12	21:13.328	28.904	0.300	71.24	1:44.529	2
20	152		Michael FESEMEYER	- Caterham Super Graduate/1600	12	21:13.943	29.519	0.615	71.21	1:44.378	11
21	199		Stephen HUMPHREYS	- Caterham Super Graduate/1600	12	21:14.707	30.283	0.764	71.16	1:44.128	9
22	118		Mike WHITEHEAD	- Caterham Super Graduate/1600	12	21:18.703	34.279	3.996	70.94	1:44.609	12
23	110		Andy SKINNER	- Caterham Super Graduate/1600	12	21:19.320	34.896	0.617	70.91	1:44.743	12
24	146		Nick PANCISI	- Caterham Super Graduate/1600	12	21:20.220	35.796	0.900	70.86	1:44.419	12
25	113		Damon ROSAMOND	- Caterham Super Graduate/1600	12	21:29.591	45.167	9.371	70.34	1:45.091	6
26	114		Yolande HUMPHREYS	- Caterham Super Graduate/1600	12	21:29.630	45.206	0.039	70.34	1:45.492	10
27	115		Gary SMITH	- Caterham Super Graduate/1600	12	21:38.413	53.989	8.783	69.86	1:44.784	6
28	132		Martin GEE	- Caterham Super Graduate/1600	12	21:46.525	1:02.101	8.112	69.43	1:45.063	9
29	124		Neil SHINNER	- Caterham Super Graduate/1600	12	21:47.074	1:02.650	0.549	69.40	1:44.332	9
30	141		Richard ORMSON	- Caterham Super Graduate/1600	12	22:22.453	1:38.029	35.379	67.57	1:49.673	2
NOT CLASSIFIED											
DNF	133		Bill HOMBERSLEY	- Caterham Super Graduate/1600	10	17:55.523	2 laps	2 laps	70.29	1:44.754	4
DNF	151		Fraser ANDREWS	- Caterham Super Graduate/1600	6	10:47.225	6 laps	4 laps	70.08	1:44.059	6
DNF	191		Ian NORTHERN	- Caterham Super Graduate/1600	0						
DNF	134		Dylan STANLEY	- Caterham Super Graduate/1600	0						
FASTEST LAP											
112			Trevor NEWMAN	- Caterham Super Graduate/1600	4	1:42.532		73.73 mph		118.66 kph	

Weather / Track : Cloudy / Dry

These results are provisional until the conclusion of any judicial and technical matters.

Anglesey International  
Circuit Length = 2.1000 miles  
Start: 15:22 End: 15:45

Clerk of Course :

Timekeeper :

# Caterham Graduates (Super Class)

## RACE 13 - LAP CHART

Lap 1			Lap 2			Lap 3			Lap 4			Lap 5		
No	Behind	Laptime	No	Behind	Laptime	No	Behind	Laptime	No	Behind	Laptime	No	Behind	Laptime
112		1:45.026	112		1:42.937	112		1:43.025	112		1:42.532	112		1:42.974
181	0.430	1:45.455	181	0.561	1:43.068	181	0.775	1:43.239	181	1.019	1:42.776	181	1.199	1:43.154
175	1.035	1:46.059	130	1.288	1:42.603	130	1.785	1:43.522	130	2.862	1:43.609	130	3.780	1:43.892
130	1.622	1:46.017	175	1.960	1:43.862	175	2.547	1:43.612	175	3.663	1:43.648	175	4.714	1:44.025
122	2.167	1:46.043	122	2.627	1:43.397	122	3.385	1:43.783	122	4.669	1:43.816	122	5.468	1:43.773
190	3.091	1:47.031	190	4.089	1:43.935	190	5.123	1:44.059	109	6.888	1:44.109	190	8.007	1:43.600
109	3.407	1:47.621	109	5.102	1:44.632	109	5.311	1:43.234	190	7.381	1:44.790	121	8.452	1:43.344
103	3.508	1:46.568	103	5.194	1:44.623	103	5.597	1:43.428	103	7.638	1:44.573	103	8.643	1:43.979
106	5.665	1:48.616	121	6.495	1:43.363	121	6.904	1:43.434	121	8.082	1:43.710	109	9.665	1:45.751
121	6.069	1:51.092	106	7.133	1:44.405	106	8.302	1:44.194	106	9.522	1:43.752	106	10.196	1:43.648
154	6.801	1:49.261	154	8.084	1:44.220	154	9.134	1:44.075	154	10.230	1:43.628	154	11.297	1:44.041
129	7.187	1:48.638	166	8.856	1:44.324	166	9.917	1:44.086	128	11.093	1:43.338	128	12.459	1:44.340
166	7.469	1:49.675	128	9.501	1:44.522	128	10.287	1:43.811	166	11.557	1:44.172	166	12.872	1:44.289
128	7.916	1:51.158	188	10.099	1:44.529	129	11.420	1:44.033	129	13.209	1:44.321	129	14.743	1:44.508
152	8.039	1:50.166	129	10.412	1:46.162	188	12.148	1:45.074	188	14.311	1:44.695	188	16.952	1:45.615
188	8.507	1:49.479	152	10.667	1:45.565	152	12.366	1:44.724	152	14.652	1:44.818	127	17.878	1:45.394
127	9.187	1:50.050	127	11.553	1:45.303	127	13.500	1:44.972	127	15.458	1:44.490	137	18.535	1:45.331
123	9.632	1:50.911	123	11.731	1:45.036	123	13.908	1:45.202	137	16.178	1:44.497	123	18.855	1:45.348
118	10.089	1:50.577	137	12.606	1:44.863	137	14.213	1:44.632	123	16.481	1:45.105	152	19.155	1:47.477
199	10.476	1:49.296	118	12.924	1:45.772	118	15.434	1:45.535	199	18.192	1:44.864	199	19.982	1:44.764
137	10.680	1:52.516	199	13.179	1:45.640	199	15.860	1:45.706	118	19.116	1:46.214	118	22.415	1:46.273
115	11.291	1:50.789	174	14.243	1:45.584	174	16.412	1:45.194	174	19.454	1:45.574	174	22.564	1:46.084
174	11.596	1:52.917	115	14.330	1:45.976	110	17.823	1:45.318	110	20.515	1:45.224	110	22.755	1:45.214
133	12.041	1:51.588	110	15.530	1:45.924	146	18.876	1:45.946	151	22.588	1:44.596	146	24.873	1:44.697
110	12.543	1:51.258	146	15.955	1:46.092	151	20.524	1:46.866	146	23.150	1:46.806	151	25.306	1:45.692
146	12.800	1:51.874	151	16.683	1:46.744	115	20.605	1:49.300	133	23.807	1:44.754	133	26.035	1:45.202
151	12.876	1:52.456	124	16.727	1:46.461	124	21.165	1:47.463	124	24.416	1:45.783	124	26.199	1:44.757
124	13.203	1:51.439	133	17.491	1:48.387	133	21.585	1:47.119	113	25.402	1:45.876	115	27.991	1:45.003
114	13.357	1:51.793	113	19.114	1:46.682	113	22.058	1:45.969	115	25.962	1:47.889	113	28.507	1:46.079
113	15.369	1:55.471	114	19.442	1:49.022	114	22.293	1:45.876	114	26.075	1:46.314	114	29.275	1:46.174
141	16.145	1:53.590	141	22.881	1:49.673	132	27.787	1:47.592	132	31.020	1:45.765	132	33.586	1:45.540
132	19.395	2:02.271	132	23.220	1:46.762	141	32.421	1:52.565	141	40.748	1:50.859	141	48.825	1:51.051

# Caterham Graduates (Super Class)

## RACE 13 - LAP CHART

Lap 6			Lap 7			Lap 8			Lap 9			Lap 10		
No	Behind	Laptime	No	Behind	Laptime	No	Behind	Laptime	No	Behind	Laptime	No	Behind	Laptime
112		1:42.754	112		1:42.791	112		1:43.735	112		1:43.491	112		1:43.319
181	1.394	1:42.949	130	5.283	1:43.498	130	5.234	1:43.686	130	5.544	1:43.801	130	6.298	1:44.073
130	4.576	1:43.550	122	6.939	1:43.582	122	6.850	1:43.646	122	6.368	1:43.009	122	6.695	1:43.646
175	5.658	1:43.698	175	7.508	1:44.641	175	7.459	1:43.686	175	6.970	1:43.002	175	7.208	1:43.557
122	6.148	1:43.434	121	9.762	1:43.322	121	9.947	1:43.920	103	10.193	1:43.478	121	10.606	1:43.650
121	9.231	1:43.533	103	9.940	1:43.237	103	10.206	1:44.001	121	10.275	1:43.819	109	11.230	1:43.053
103	9.494	1:43.605	181	10.548	1:51.945	109	11.814	1:44.286	109	11.496	1:43.173	190	13.144	1:43.656
190	10.332	1:45.079	109	11.263	1:43.411	106	12.247	1:43.564	190	12.807	1:43.143	103	13.686	1:46.812
109	10.643	1:43.732	190	11.763	1:44.222	181	12.510	1:45.697	106	13.324	1:44.568	106	14.423	1:44.418
106	10.976	1:43.534	106	12.418	1:44.233	190	13.155	1:45.127	181	13.611	1:44.592	181	14.699	1:44.407
154	12.242	1:43.699	154	14.193	1:44.742	154	14.834	1:44.376	154	15.556	1:44.213	166	16.464	1:43.298
166	14.154	1:44.036	128	15.838	1:44.429	128	16.181	1:44.078	166	16.485	1:43.513	128	16.969	1:43.434
128	14.200	1:44.495	166	16.585	1:45.222	166	16.463	1:43.613	128	16.854	1:44.164	154	17.018	1:44.781
129	16.370	1:44.381	129	18.341	1:44.762	129	19.063	1:44.457	129	20.250	1:44.678	129	23.438	1:46.507
188	19.012	1:44.814	188	22.588	1:46.367	188	23.838	1:44.985	123	25.842	1:44.934	123	28.108	1:45.585
127	19.650	1:44.526	137	22.918	1:45.493	123	24.399	1:44.607	137	26.497	1:45.283	137	28.745	1:45.567
137	20.216	1:44.435	127	23.443	1:46.584	137	24.705	1:45.522	188	26.600	1:46.253	127	29.234	1:45.510
123	20.810	1:44.709	123	23.527	1:45.508	127	25.633	1:45.925	199	26.679	1:44.128	188	29.983	1:46.702
152	21.157	1:44.756	199	24.127	1:45.133	199	26.042	1:45.650	127	27.043	1:44.901	174	30.334	1:45.468
199	21.785	1:44.557	152	24.462	1:46.096	152	26.544	1:45.817	152	27.635	1:44.582	152	30.528	1:46.212
174	24.974	1:45.164	174	26.900	1:44.717	174	27.540	1:44.375	174	28.185	1:44.136	199	31.397	1:48.037
110	26.073	1:46.072	110	29.269	1:45.987	118	30.596	1:44.808	118	32.967	1:45.862	118	34.741	1:45.093
118	26.498	1:46.837	118	29.523	1:45.816	110	31.533	1:45.999	110	33.354	1:45.312	110	35.275	1:45.240
151	26.611	1:44.059	146	30.333	1:45.856	146	32.062	1:45.464	146	33.602	1:45.031	146	36.458	1:46.175
146	27.268	1:45.149	115	32.350	1:45.120	133	36.343	1:47.083	133	38.728	1:45.876	113	41.406	1:45.201
124	29.175	1:45.730	133	32.995	1:46.489	113	37.465	1:45.809	113	39.524	1:45.550	133	41.573	1:46.164
133	29.297	1:46.016	113	35.391	1:47.338	114	38.372	1:45.599	114	40.424	1:45.543	114	42.597	1:45.492
115	30.021	1:44.784	114	36.508	1:46.169	132	41.928	1:45.285	132	43.500	1:45.063	124	46.577	1:46.075
113	30.844	1:45.091	132	40.378	1:46.458	115	42.751	1:54.136	124	43.821	1:44.332	132	46.767	1:46.586
114	33.130	1:46.609	124	41.971	1:55.587	124	42.980	1:44.744	115	44.938	1:45.678	115	49.471	1:47.852
132	36.711	1:45.879	141	1:06.498	1:52.119	141	1:14.080	1:51.317	141	1:21.202	1:50.613	141	1:27.934	1:50.051
141	57.170	1:51.099												

# Caterham Graduates (Super Class)

## RACE 13 - LAP CHART

Lap 11			Lap 12		
No	Behind	Laptime	No	Behind	Laptime
112		1:42.863	112		1:47.611
130	7.583	1:44.148	130	4.419	1:44.447
122	7.855	1:44.023	122	4.672	1:44.428
175	8.312	1:43.967	175	4.772	1:44.071
121	11.263	1:43.520	121	6.718	1:43.066
109	11.488	1:43.121	109	7.200	1:43.323
190	13.833	1:43.552	103	10.102	1:43.580
103	14.133	1:43.310	190	10.232	1:44.010
181	15.327	1:43.491	106	11.985	1:44.079
106	15.517	1:43.957	181	12.113	1:44.397
166	17.349	1:43.748	166	13.460	1:43.722
154	17.701	1:43.546	154	13.974	1:43.884
128	18.237	1:44.131	128	14.435	1:43.809
129	25.758	1:45.183	129	23.963	1:45.816
123	30.338	1:45.093	137	27.805	1:44.805
137	30.611	1:44.729	123	27.930	1:45.203
127	30.968	1:44.597	174	28.360	1:44.580
174	31.391	1:43.920	127	28.604	1:45.247
188	31.658	1:44.538	188	28.904	1:44.857
152	32.043	1:44.378	152	29.519	1:45.087
199	33.028	1:44.494	199	30.283	1:44.866
118	37.281	1:45.403	118	34.279	1:44.609
110	37.764	1:45.352	110	34.896	1:44.743
146	38.988	1:45.393	146	35.796	1:44.419
113	45.285	1:46.742	113	45.167	1:47.493
114	46.073	1:46.339	114	45.206	1:46.744
124	49.397	1:45.683	115	53.989	1:46.255
115	55.345	1:48.737	132	1:02.101	1:47.712
132	1:02.000	1:58.096	124	1:02.650	2:00.864
141	1:34.904	1:49.833	141	1:38.029	1:50.736



# MaX5 Championship

## QUALIFYING - RACE 6 - CLASSIFICATION

POS	NO	CL	NAME	ENTRY	TIME	ON	LAPS	GAP	DIFF	MPH
1	3		Tom ROCHE	- Mazda MX5/1600	1:24.237	10	10			66.24
2	18		Paul SHEARD	- Mazda MX5/1600	1:24.654	8	8	0.417	0.417	65.91
3	29		Nick WRIGHT	- Mazda MX5/1600	1:25.301	10	10	1.064	0.647	65.41
4	69		Matthew ROBINSON	- Mazda MX5/1600	1:25.406	8	9	1.169	0.105	65.33
5	81		Richard BRELAND	- Mazda MX5/1600	1:25.543	9	9	1.306	0.137	65.23
6	24		Jonathan HALLIWELL	- Mazda MX5/1600	1:25.845	10	10	1.608	0.302	65.00
7	96		mark PIERPOINT	- Mazda MX5/1600	1:25.915	2	10	1.678	0.070	64.94
8	78		Joachim RITTER	- Mazda MX5/1600	1:26.253	6	9	2.016	0.338	64.69
9	25		Justin NEWMAN	- Mazda MX5/1600	1:26.800	9	10	2.563	0.547	64.28
10	20		Chris LOVETT	- Mazda MX5/1600	1:27.651	7	10	3.414	0.851	63.66
11	38		Neil MAYLING	- Mazda MX5/1600	1:28.369	10	10	4.132	0.718	63.14
12	5		David FISHER-HOLT	- Mazda MX5/1600	1:29.548	9	10	5.311	1.179	62.31

Weather / Track : Bright / Dry

These results are provisional until the conclusion of any judicial and technical matters.

Anglesey Coastal  
Circuit Length = 1.5500 miles  
Start: 11:51 End: 12:07

Clerk of Course :

Timekeeper :

# MaX5 Championship

## QUALIFYING - RACE 6 - LAP ANALYSIS

<b>3</b>	<b>Tom ROCHE</b>		Mazda MX5/1600				
1 -	1:25.997	+ 1.760	11:53:23.480	6 -	1:24.513	+ 0.276	12:00:26.954
2 -	1:25.048	+ 0.811	11:54:48.528	7 -	1:24.655	+ 0.418	12:01:51.609
3 -	1:24.538	+ 0.301	11:56:13.066	8 -	1:24.415	+ 0.178	12:03:16.024
4 -	1:25.092	+ 0.855	11:57:38.158	9 -	1:24.931	+ 0.694	12:04:40.955
5 -	1:24.283	+ 0.046	11:59:02.441	10 -	<b>1:24.237</b>		<b>12:06:05.192</b>
<b>5</b>	<b>David FISHER-HOLT</b>		Mazda MX5/1600				
1 -	1:36.921	+ 7.373	11:53:40.571	6 -	1:32.969	+ 3.421	12:01:24.899
2 -	1:35.000	+ 5.452	11:55:15.571	7 -	1:30.670	+ 1.122	12:02:55.569
3 -	1:33.354	+ 3.806	11:56:48.925	8 -	1:29.923	+ 0.375	12:04:25.492
4 -	1:32.124	+ 2.576	11:58:21.049	9 -	<b>1:29.548</b>		<b>12:05:55.040</b>
5 -	1:30.881	+ 1.333	11:59:51.930	10 -	1:30.163	+ 0.615	12:07:25.203
<b>18</b>	<b>Paul SHEARD</b>		Mazda MX5/1600				
1 -	1:39.549	+ 14.895	11:53:46.030	5 -	1:24.824	+ 0.170	11:59:42.405
2 -	1:35.769	+ 11.115	11:55:21.799	6 -	4:31.604	+ 3:06.950	12:04:14.009
3 -	1:30.912	+ 6.258	11:56:52.711	7 -	1:29.683	+ 5.029	12:05:43.692
4 -	1:24.870	+ 0.216	11:58:17.581	8 -	<b>1:24.654</b>		<b>12:07:08.346</b>
<b>20</b>	<b>Chris LOVETT</b>		Mazda MX5/1600				
1 -	1:31.960	+ 4.309	11:53:32.924	6 -	1:28.664	+ 1.013	12:00:55.275
2 -	1:28.965	+ 1.314	11:55:01.889	7 -	<b>1:27.651</b>		<b>12:02:22.926</b>
3 -	1:27.926	+ 0.275	11:56:29.815	8 -	1:28.340	+ 0.689	12:03:51.266
4 -	1:28.466	+ 0.815	11:57:58.281	9 -	1:28.822	+ 1.171	12:05:20.088
5 -	1:28.330	+ 0.679	11:59:26.611	10 -	1:28.341	+ 0.690	12:06:48.429
<b>24</b>	<b>Jonathan HALLIWELL</b>		Mazda MX5/1600				
1 -	1:33.521	+ 7.676	11:53:30.990	6 -	1:27.237	+ 1.392	12:00:51.863
2 -	1:29.841	+ 3.996	11:55:00.831	7 -	1:26.345	+ 0.500	12:02:18.208
3 -	1:28.220	+ 2.375	11:56:29.051	8 -	1:26.774	+ 0.929	12:03:44.982
4 -	1:27.886	+ 2.041	11:57:56.937	9 -	1:26.165	+ 0.320	12:05:11.147
5 -	1:27.689	+ 1.844	11:59:24.626	10 -	<b>1:25.845</b>		<b>12:06:36.992</b>
<b>25</b>	<b>Justin NEWMAN</b>		Mazda MX5/1600				
1 -	1:34.245	+ 7.445	11:53:29.642	6 -	1:27.920	+ 1.120	12:01:01.209
2 -	1:35.130	+ 8.330	11:55:04.772	7 -	1:28.043	+ 1.243	12:02:29.252
3 -	1:32.919	+ 6.119	11:56:37.691	8 -	1:27.743	+ 0.943	12:03:56.995
4 -	1:27.237	+ 0.437	11:58:04.928	9 -	<b>1:26.800</b>		<b>12:05:23.795</b>
5 -	1:28.361	+ 1.561	11:59:33.289	10 -	1:27.728	+ 0.928	12:06:51.523
<b>29</b>	<b>Nick WRIGHT</b>		Mazda MX5/1600				
1 -	1:33.379	+ 8.078	11:53:37.664	6 -	1:27.709	+ 2.408	12:00:57.766
2 -	1:30.081	+ 4.780	11:55:07.745	7 -	1:25.835	+ 0.534	12:02:23.601
3 -	1:27.790	+ 2.489	11:56:35.535	8 -	1:26.244	+ 0.943	12:03:49.845
4 -	1:27.442	+ 2.141	11:58:02.977	9 -	1:25.980	+ 0.679	12:05:15.825
5 -	1:27.080	+ 1.779	11:59:30.057	10 -	<b>1:25.301</b>		<b>12:06:41.126</b>
<b>38</b>	<b>Neil MAYLING</b>		Mazda MX5/1600				
1 -	1:36.300	+ 7.931	11:53:26.369	6 -	1:32.529	+ 4.160	12:01:02.074
2 -	1:31.158	+ 2.789	11:54:57.527	7 -	1:29.717	+ 1.348	12:02:31.791
3 -	1:31.321	+ 2.952	11:56:28.848	8 -	1:29.175	+ 0.806	12:04:00.966
4 -	1:31.137	+ 2.768	11:57:59.985	9 -	1:28.709	+ 0.340	12:05:29.675
5 -	1:29.560	+ 1.191	11:59:29.545	10 -	<b>1:28.369</b>		<b>12:06:58.044</b>
<b>69</b>	<b>Matthew ROBINSON</b>		Mazda MX5/1600				
1 -	1:26.526	+ 1.120	11:55:09.466	6 -	1:26.515	+ 1.109	12:02:22.277
2 -	1:27.002	+ 1.596	11:56:36.468	7 -	1:25.638	+ 0.232	12:03:47.915
3 -	1:26.457	+ 1.051	11:58:02.925	8 -	<b>1:25.406</b>		<b>12:05:13.321</b>
4 -	1:26.583	+ 1.177	11:59:29.508	9 -	1:25.455	+ 0.049	12:06:38.776
5 -	1:26.254	+ 0.848	12:00:55.762				

Anglesey Coastal  
 Circuit Length = 1.5500 miles  
 Start: 11:51 End: 12:07


Weather / Track : Bright / Dry

# MaX5 Championship

## QUALIFYING - RACE 6 - LAP ANALYSIS

78		Joachim RITTER		Mazda MX5/1600			
1 -	1:27.476	+ 1.223	11:55:08.947	6 -	<b>1:26.253</b>		<b>12:02:24.689</b>
2 -	1:27.626	+ 1.373	11:56:36.573	7 -	1:26.821	+ 0.568	12:03:51.510
3 -	1:27.342	+ 1.089	11:58:03.915	8 -	1:26.851	+ 0.598	12:05:18.361
4 -	1:27.453	+ 1.200	11:59:31.368	9 -	1:26.638	+ 0.385	12:06:44.999
5 -	1:27.068	+ 0.815	12:00:58.436				
81		Richard BRELAND		Mazda MX5/1600			
1 -	1:31.603	+ 6.060	11:53:23.323	6 -	1:26.051	+ 0.508	12:00:34.927
2 -	1:26.347	+ 0.804	11:54:49.670	7 -	1:26.266	+ 0.723	12:02:01.193
3 -	1:27.070	+ 1.527	11:56:16.740	8 -	3:42.246	+ 2:16.703	12:05:43.439
4 -	1:25.889	+ 0.346	11:57:42.629	9 -	<b>1:25.543</b>		<b>12:07:08.982</b>
5 -	1:26.247	+ 0.704	11:59:08.876				
96		mark PIERPOINT		Mazda MX5/1600			
1 -	1:27.450	+ 1.535	11:53:13.364	6 -	1:26.409	+ 0.494	12:00:26.354
2 -	<b>1:25.915</b>		<b>11:54:39.279</b>	7 -	1:26.769	+ 0.854	12:01:53.123
3 -	1:26.532	+ 0.617	11:56:05.811	8 -	1:26.288	+ 0.373	12:03:19.411
4 -	1:27.720	+ 1.805	11:57:33.531	9 -	1:26.898	+ 0.983	12:04:46.309
5 -	1:26.414	+ 0.499	11:58:59.945	10 -	1:28.146	+ 2.231	12:06:14.455

**MaX5 Championship**  
**RACE 6 - GRID**

ROW 6	1:29.548 5 David FISHER-HOLT	1:28.369 38 Neil MAYLING
ROW 5	1:27.651 20 Chris LOVETT	1:26.800 25 Justin NEWMAN
ROW 4	1:26.253 78 Joachim RITTER	1:25.915 96 mark PIERPOINT
ROW 3	1:25.845 24 Jonathan HALLIWELL	1:25.543 81 Richard BRELAND
ROW 2	1:25.406 69 Matthew ROBINSON	1:25.301 29 Nick WRIGHT
ROW 1	1:24.654 18 Paul SHEARD	1:24.237 3 Tom ROCHE
<b>Pole</b>		
		

Anglesey Coastal  
 Circuit Length = 1.5500 miles

**These results are provisional until the conclusion of any judicial and technical matters.**

Clerk of Course :		Timekeeper :
-------------------	--	--------------

# MaX5 Championship

## RACE 6 - CLASSIFICATION

POS	NO	CL	NAME	ENTRY	LAPS	TIME	GAP	DIFF	MPH	BEST	ON
1	3		<b>Tom ROCHE</b>	- Mazda MX5/1600	12	16:54.399			66.00	1:23.712	3
2	18		<b>Paul SHEARD</b>	- Mazda MX5/1600	12	17:02.209	<b>7.810</b>	7.810	65.50	1:24.284	2
3	69		<b>Matthew ROBINSON</b>	- Mazda MX5/1600	12	17:13.039	<b>18.640</b>	10.830	64.81	1:25.235	11
4	29		<b>Nick WRIGHT</b>	- Mazda MX5/1600	12	17:13.546	<b>19.147</b>	0.507	64.78	1:24.618	5
5	24		<b>Jonathan HALLIWELL</b>	- Mazda MX5/1600	12	17:13.704	<b>19.305</b>	0.158	64.77	1:24.518	5
6	81		<b>Richard BRELAND</b>	- Mazda MX5/1600	12	17:14.796	<b>20.397</b>	1.092	64.70	1:24.759	5
7	78		<b>Joachim RITTER</b>	- Mazda MX5/1600	12	17:17.537	<b>23.138</b>	2.741	64.53	1:25.614	8
8	96		<b>Mark PIERPOINT</b>	- Mazda MX5/1600	12	17:23.000	<b>28.601</b>	5.463	64.19	1:25.413	11
9	20		<b>Chris LOVETT</b>	- Mazda MX5/1600	12	17:37.754	<b>43.355</b>	14.754	63.30	1:26.830	2
10	38		<b>Neil MAYLING</b>	- Mazda MX5/1600	12	17:51.198	<b>56.799</b>	13.444	62.50	1:28.010	7
11	5		<b>David FISHER-HOLT</b>	- Mazda MX5/1600	12	18:00.980	<b>1:06.581</b>	9.782	61.94	1:28.608	12

NOT CLASSIFIED

DNF	25		<b>Justin NEWMAN</b>	- Mazda MX5/1600	2	3:01.364	<b>10 laps</b>	10 laps	61.53	1:27.448	2
-----	----	--	----------------------	------------------	---	----------	----------------	---------	-------	----------	---

FASTEST LAP

	3		<b>Tom ROCHE</b>	- Mazda MX5/1600	3	1:23.712			66.65 mph	107.27 kph	
--	---	--	------------------	------------------	---	----------	--	--	-----------	------------	--

Weather / Track : Bright / Dry

These results are provisional until the conclusion of any judicial and technical matters.

Anglesey Coastal  
 Circuit Length = 1.5500 miles  
 Start: 15:51 End: 16:09

Clerk of Course :		Timekeeper :
-------------------	--	--------------

**MaX5 Championship**  
**RACE 6 - LAP CHART**

Lap 1			Lap 2			Lap 3			Lap 4			Lap 5		
No	Behind	Laptime	No	Behind	Laptime	No	Behind	Laptime	No	Behind	Laptime	No	Behind	Laptime
3		1:26.287	3		1:23.876	3		1:23.712	3		1:24.162	3		1:24.107
18	0.672	1:26.959	18	1.080	1:24.284	18	2.484	1:25.116	18	3.468	1:25.146	18	4.111	1:24.750
69	2.398	1:28.684	69	4.215	1:25.693	69	5.956	1:25.453	69	7.793	1:25.999	69	8.941	1:25.255
29	3.338	1:29.501	29	6.310	1:26.848	29	7.628	1:25.030	81	9.449	1:25.275	81	10.101	1:24.759
24	3.475	1:29.009	24	6.535	1:26.936	24	8.111	1:25.288	29	9.957	1:26.491	29	10.468	1:24.618
81	3.613	1:29.340	81	6.880	1:27.143	81	8.336	1:25.168	24	10.330	1:26.381	24	10.741	1:24.518
78	3.900	1:29.054	78	7.042	1:27.018	78	9.570	1:26.240	78	11.274	1:25.866	78	12.836	1:25.669
20	4.483	1:28.883	20	7.437	1:26.830	20	11.101	1:27.376	96	14.163	1:27.042	96	17.364	1:27.308
96	5.706	1:30.696	96	9.265	1:27.435	96	11.283	1:25.730	20	15.164	1:28.225	20	18.950	1:27.893
25	6.084	1:30.128	25	9.656	1:27.448	38	21.185	1:29.502	38	25.626	1:28.603	38	29.861	1:28.342
5	8.262	1:31.750	38	15.395	1:30.539	5	22.765	1:30.468	5	27.670	1:29.067	5	32.883	1:29.320
38	8.732	1:32.098	5	16.009	1:31.623									

**MaX5 Championship**  
**RACE 6 - LAP CHART**

Lap 6			Lap 7			Lap 8			Lap 9			Lap 10		
No	Behind	Laptime	No	Behind	Laptime	No	Behind	Laptime	No	Behind	Laptime	No	Behind	Laptime
3		1:24.285	3		1:23.993	3		1:24.237	3		1:24.749	3		1:24.300
18	5.461	1:25.635	18	6.081	1:24.613	18	6.878	1:25.034	18	6.565	1:24.436	18	6.914	1:24.649
69	10.116	1:25.460	69	11.698	1:25.575	69	13.742	1:26.281	69	15.191	1:26.198	69	16.700	1:25.809
81	10.682	1:24.866	81	12.174	1:25.485	81	14.263	1:26.326	81	16.015	1:26.501	29	17.976	1:25.750
29	11.080	1:24.897	29	12.531	1:25.444	29	14.894	1:26.600	24	16.178	1:25.717	24	18.256	1:26.378
24	11.488	1:25.032	24	12.820	1:25.325	24	15.210	1:26.627	29	16.526	1:26.381	81	18.720	1:27.005
78	14.314	1:25.763	78	16.245	1:25.924	78	17.622	1:25.614	78	19.161	1:26.288	78	20.623	1:25.762
96	18.969	1:25.890	96	20.895	1:25.919	96	23.105	1:26.447	96	24.250	1:25.894	96	25.782	1:25.832
20	22.555	1:27.890	20	26.222	1:27.660	20	30.030	1:28.045	20	33.224	1:27.943	20	37.063	1:28.139
38	33.979	1:28.403	38	37.996	1:28.010	38	41.786	1:28.027	38	45.504	1:28.467	38	49.658	1:28.454
5	38.359	1:29.761	5	44.403	1:30.037	5	49.257	1:29.091	5	53.198	1:28.690	5	58.190	1:29.292

**MaX5 Championship**  
**RACE 6 - LAP CHART**

Lap 11			Lap 12		
No	Behind	Laptime	No	Behind	Laptime
3		1:24.116	3		1:25.030
18	8.054	1:25.256	18	7.810	1:24.786
69	17.819	1:25.235	69	18.640	1:25.851
29	18.751	1:24.891	29	19.147	1:25.426
24	19.241	1:25.101	24	19.305	1:25.094
81	20.157	1:25.553	81	20.397	1:25.270
78	22.312	1:25.805	78	23.138	1:25.856
96	27.079	1:25.413	96	28.601	1:26.552
20	40.648	1:27.701	20	43.355	1:27.737
38	53.713	1:28.171	38	56.799	1:28.116
5	1:03.003	1:28.929	5	1:06.581	1:28.608



# MaX5 Championship

## QUALIFYING - RACE 10 - CLASSIFICATION

POS	NO	CL	NAME	ENTRY	TIME	ON	LAPS	GAP	DIFF	MPH
1	3		Tom ROCHE	- Mazda MX5/1600	1:50.604	6	8			68.35
2	78		Joachim RITTER	- Mazda MX5/1600	1:51.728	5	7	1.124	1.124	67.66
3	18		Paul SHEARD	- Mazda MX5/1600	1:52.045	6	8	1.441	0.317	67.47
4	69		Matthew ROBINSON	- Mazda MX5/1600	1:52.073	3	8	1.469	0.028	67.45
5	24		Jonathan HALLIWELL	- Mazda MX5/1600	1:52.335	5	8	1.731	0.262	67.29
6	25		Justin NEWMAN	- Mazda MX5/1600	1:52.451	5	8	1.847	0.116	67.22
7	81		Richard BRELAND	- Mazda MX5/1600	1:52.455	5	8	1.851	0.004	67.22
8	96		Mark PIERPOINT	- Mazda MX5/1600	1:53.322	3	7	2.718	0.867	66.71
9	38		Neil MAYLING	- Mazda MX5/1600	1:54.906	5	8	4.302	1.584	65.79
10	29		Nick WRIGHT	- Mazda MX5/1600	1:54.975	5	6	4.371	0.069	65.75
11	20		Chris LOVETT	- Mazda MX5/1600	1:55.550	8	8	4.946	0.575	65.42
12	5		David FISHER-HOLT	- Mazda MX5/1600	1:56.301	8	8	5.697	0.751	65.00

Weather / Track : Cloudy / Dry

These results are provisional until the conclusion of any judicial and technical matters.

Anglesey International  
Circuit Length = 2.1000 miles  
Start: 10:20 End: 10:37

Clerk of Course :

Timekeeper :

# MaX5 Championship

## QUALIFYING - RACE 10 - LAP ANALYSIS

<b>3</b>	<b>Tom ROCHE</b>		Mazda MX5/1600				
1 -	1:52.134	+ 1.530	10:23:09.668	5 -	1:51.866	+ 1.262	10:30:35.390
2 -	1:51.949	+ 1.345	10:25:01.617	6 -	<b>1:50.604</b>		<b>10:32:25.994</b>
3 -	1:50.654	+ 0.050	10:26:52.271	7 -	1:50.669	+ 0.065	10:34:16.663
4 -	1:51.253	+ 0.649	10:28:43.524	8 -	1:50.983	+ 0.379	10:36:07.646
<b>5</b>	<b>David FISHER-HOLT</b>		Mazda MX5/1600				
1 -	2:00.465	+ 4.164	10:23:22.000	5 -	1:56.987	+ 0.686	10:31:14.745
2 -	1:58.980	+ 2.679	10:25:20.980	6 -	1:56.575	+ 0.274	10:33:11.320
3 -	1:59.934	+ 3.633	10:27:20.914	7 -	1:56.506	+ 0.205	10:35:07.826
4 -	1:56.844	+ 0.543	10:29:17.758	8 -	<b>1:56.301</b>		<b>10:37:04.127</b>
<b>18</b>	<b>Paul SHEARD</b>		Mazda MX5/1600				
1 -	2:15.724	+ 23.679	10:23:47.776	5 -	1:52.885	+ 0.840	10:31:31.536
2 -	1:53.358	+ 1.313	10:25:41.134	6 -	<b>1:52.045</b>		<b>10:33:23.581</b>
3 -	2:04.852	+ 12.807	10:27:45.986	7 -	1:52.329	+ 0.284	10:35:15.910
4 -	1:52.665	+ 0.620	10:29:38.651	8 -	1:52.657	+ 0.612	10:37:08.567
<b>20</b>	<b>Chris LOVETT</b>		Mazda MX5/1600				
1 -	1:56.836	+ 1.286	10:23:16.028	5 -	1:56.335	+ 0.785	10:31:00.372
2 -	1:56.235	+ 0.685	10:25:12.263	6 -	1:55.754	+ 0.204	10:32:56.126
3 -	1:56.077	+ 0.527	10:27:08.340	7 -	1:58.891	+ 3.341	10:34:55.017
4 -	1:55.697	+ 0.147	10:29:04.037	8 -	<b>1:55.550</b>		<b>10:36:50.567</b>
<b>24</b>	<b>Jonathan HALLIWELL</b>		Mazda MX5/1600				
1 -	2:00.777	+ 8.442	10:23:24.647	5 -	<b>1:52.335</b>		<b>10:30:55.632</b>
2 -	1:52.929	+ 0.594	10:25:17.576	6 -	1:53.252	+ 0.917	10:32:48.884
3 -	1:52.599	+ 0.264	10:27:10.175	7 -	1:53.895	+ 1.560	10:34:42.779
4 -	1:53.122	+ 0.787	10:29:03.297	8 -	1:53.640	+ 1.305	10:36:36.419
<b>25</b>	<b>Justin NEWMAN</b>		Mazda MX5/1600				
1 -	1:55.290	+ 2.839	10:23:27.321	5 -	<b>1:52.451</b>		<b>10:30:57.896</b>
2 -	1:52.729	+ 0.278	10:25:20.050	6 -	1:55.396	+ 2.945	10:32:53.292
3 -	1:52.674	+ 0.223	10:27:12.724	7 -	1:54.348	+ 1.897	10:34:47.640
4 -	1:52.721	+ 0.270	10:29:05.445	8 -	1:55.844	+ 3.393	10:36:43.484
<b>29</b>	<b>Nick WRIGHT</b>		Mazda MX5/1600				
1 -	1:56.804	+ 1.829	10:23:15.012	4 -	1:55.387	+ 0.412	10:31:59.662
2 -	1:56.799	+ 1.824	10:25:11.811	5 -	<b>1:54.975</b>		<b>10:33:54.637</b>
3 -	4:52.464	+ 2:57.489	10:30:04.275	6 -	1:58.347	+ 3.372	10:35:52.984
<b>38</b>	<b>Neil MAYLING</b>		Mazda MX5/1600				
1 -	2:01.059	+ 6.153	10:23:28.904	5 -	<b>1:54.906</b>		<b>10:31:09.251</b>
2 -	1:55.038	+ 0.132	10:25:23.942	6 -	1:55.988	+ 1.082	10:33:05.239
3 -	1:55.347	+ 0.441	10:27:19.289	7 -	1:55.379	+ 0.473	10:35:00.618
4 -	1:55.056	+ 0.150	10:29:14.345	8 -	1:55.127	+ 0.221	10:36:55.745
<b>69</b>	<b>Matthew ROBINSON</b>		Mazda MX5/1600				
1 -	2:00.523	+ 8.450	10:23:26.851	5 -	2:01.556	+ 9.483	10:31:07.737
2 -	1:55.160	+ 3.087	10:25:22.011	6 -	1:52.091	+ 0.018	10:32:59.828
3 -	<b>1:52.073</b>		<b>10:27:14.084</b>	7 -	1:53.325	+ 1.252	10:34:53.153
4 -	1:52.097	+ 0.024	10:29:06.181	8 -	1:52.755	+ 0.682	10:36:45.908
<b>78</b>	<b>Joachim RITTER</b>		Mazda MX5/1600				
1 -	1:59.331	+ 7.603	10:23:27.802	5 -	<b>1:51.728</b>		<b>10:30:58.410</b>
2 -	1:54.458	+ 2.730	10:25:22.260	6 -	1:54.048	+ 2.320	10:32:52.458
3 -	1:52.339	+ 0.611	10:27:14.599	7 -	2:23.840	+ 32.112	10:35:16.298
4 -	1:52.083	+ 0.355	10:29:06.682				
<b>81</b>	<b>Richard BRELAND</b>		Mazda MX5/1600				
1 -	2:00.161	+ 7.706	10:23:25.921	5 -	<b>1:52.455</b>		<b>10:30:56.908</b>
2 -	1:52.759	+ 0.304	10:25:18.680	6 -	2:07.510	+ 15.055	10:33:04.418

Anglesey International  
Circuit Length = 2.1000 miles  
Start: 10:20 End: 10:37

Weather / Track : Cloudy / Dry


# MaX5 Championship

## QUALIFYING - RACE 10 - LAP ANALYSIS

3 -	1:52.511	+ 0.056	10:27:11.191	7 -	2:01.021	+ 8.566	10:35:05.439
4 -	1:53.262	+ 0.807	10:29:04.453	8 -	1:53.408	+ 0.953	10:36:58.847
<b>96</b>	<b>Mark PIERPOINT</b>			<b>Mazda MX5/1600</b>			
1 -	2:06.481	+ 13.159	10:23:30.479	5 -	1:55.219	+ 1.897	10:31:06.703
2 -	1:53.983	+ 0.661	10:25:24.462	6 -	1:54.094	+ 0.772	10:33:00.797
3 -	<b>1:53.322</b>		<b>10:27:17.784</b>	7 -	1:55.039	+ 1.717	10:34:55.836
4 -	1:53.700	+ 0.378	10:29:11.484				

# MaX5 Championship

## RACE 10 - GRID

ROW 6	1:56.301 5 David FISHER-HOLT	1:55.550 20 Chris LOVETT
ROW 5	1:54.975 29 Nick WRIGHT	1:54.906 38 Neil MAYLING
ROW 4	1:53.322 96 Mark PIERPOINT	1:52.455 81 Richard BRELAND
ROW 3	1:52.451 25 Justin NEWMAN	1:52.335 24 Jonathan HALLIWELL
ROW 2	1:52.073 69 Matthew ROBINSON	1:52.045 18 Paul SHEARD
ROW 1	1:51.728 78 Joachim RITTER	1:50.604 3 Tom ROCHE
<b>Pole</b>		
		

Anglesey International  
Circuit Length = 2.1000 miles

**These results are provisional until the conclusion of any judicial and technical matters.**

Clerk of Course :		Timekeeper :
-------------------	--	--------------

# MaX5 Championship

## RACE 10 - CLASSIFICATION - AMENDED

POS	NO	CL	NAME	ENTRY	LAPS	TIME	GAP	DIFF	MPH	BEST	ON
1	3		Tom ROCHE	Mazda MX5/1600	12	22:17.337			67.83	1:50.496	3
2	18		Paul SHEARD	Mazda MX5/1600	12	22:32.758	15.421	15.421	67.06	1:51.273	2
3	81		Richard BRELAND	Mazda MX5/1600	12	22:38.917	21.580	6.159	66.75	1:51.935	6
4	69		Matthew ROBINSON	Mazda MX5/1600	12	22:42.230	24.893	3.313	66.59	1:52.248	12
5	29		Nick WRIGHT	Mazda MX5/1600	12	22:52.461	35.124	10.231	66.09	1:51.933	6
6	25		Justin NEWMAN	Mazda MX5/1600	12	22:52.826	35.489	0.365	66.08	1:52.797	4
7	96		Mark PIERPOINT	Mazda MX5/1600	12	22:54.843	37.506	2.017	65.98	1:53.602	3
8	38		Neil MAYLING	Mazda MX5/1600	12	23:04.832	47.495	9.989	65.50	1:54.200	7
9	20		Chris LOVETT	Mazda MX5/1600	12	23:09.530	52.193	4.698	65.28	1:54.376	5
10	5		David FISHER-HOLT	Mazda MX5/1600	12	23:33.330	1:15.993	23.800	64.18	1:55.790	3
NOT CLASSIFIED											
DQ	78		Joachim RITTER	Mazda MX5/1600	12	22:41.271	23.934		66.64	1:52.497	3
DNF	24		Jonathan HALLIWELL	Mazda MX5/1600	11	20:55.665	1 lap	1 lap	66.22	1:51.931	3
FASTEST LAP											
	3		Tom ROCHE	Mazda MX5/1600	3	1:50.496			68.41 mph	110.10 kph	

CAR 78 EXCLUDED FROM RESULT - BLACK FLAG INFRINGEMENT

Weather / Track : Bright / Dry

These results are provisional until the conclusion of any judicial and technical matters.

Anglesey International  
Circuit Length = 2.1000 miles  
Start: 13:45 End: 14:09

Clerk of Course :		Timekeeper :
-------------------	--	--------------

**MaX5 Championship**  
**RACE 10 - LAP CHART**

Lap 1			Lap 2			Lap 3			Lap 4			Lap 5		
No	Behind	Laptime	No	Behind	Laptime	No	Behind	Laptime	No	Behind	Laptime	No	Behind	Laptime
3		1:53.341	3		1:50.699	3		1:50.496	3		1:50.927	3		1:50.694
18	0.700	1:54.039	18	1.274	1:51.273	18	2.776	1:51.998	18	4.058	1:52.209	18	5.936	1:52.572
78	1.660	1:55.000	78	3.577	1:52.616	78	5.578	1:52.497	78	7.673	1:53.022	78	9.512	1:52.533
69	2.680	1:55.907	69	5.166	1:53.185	24	7.334	1:51.931	24	9.699	1:53.292	81	11.821	1:52.603
24	3.311	1:55.662	24	5.899	1:53.287	81	8.427	1:52.242	81	9.912	1:52.412	24	12.211	1:53.206
25	3.760	1:55.944	81	6.681	1:53.334	69	8.695	1:54.025	69	10.416	1:52.648	29	13.137	1:52.860
81	4.046	1:55.875	25	6.927	1:53.866	29	9.142	1:52.370	29	10.971	1:52.756	69	13.901	1:54.179
29	4.716	1:55.722	29	7.268	1:53.251	25	9.552	1:53.121	25	11.422	1:52.797	25	15.777	1:55.049
96	5.349	1:56.997	96	8.329	1:53.679	96	11.435	1:53.602	96	14.617	1:54.109	96	17.642	1:53.719
20	6.544	1:57.263	20	10.894	1:55.049	38	16.809	1:55.620	38	20.726	1:54.844	38	24.597	1:54.565
38	7.386	1:58.205	38	11.685	1:54.998	20	17.689	1:57.291	20	21.486	1:54.724	20	25.168	1:54.376
5	9.129	1:59.088	5	14.371	1:55.941	5	19.665	1:55.790	5	24.906	1:56.168	5	30.391	1:56.179

**MaX5 Championship**  
**RACE 10 - LAP CHART**

Lap 6			Lap 7			Lap 8			Lap 9			Lap 10		
No	Behind	Laptime	No	Behind	Laptime	No	Behind	Laptime	No	Behind	Laptime	No	Behind	Laptime
3		1:50.886	3		1:51.066	3		1:51.831	3		1:51.265	3		1:51.548
18	7.139	1:52.089	18	8.907	1:52.834	18	9.892	1:52.816	18	11.253	1:52.626	18	12.569	1:52.864
78	11.375	1:52.749	78	13.217	1:52.908	81	14.946	1:52.789	81	15.959	1:52.278	81	17.192	1:52.781
81	12.870	1:51.935	81	13.988	1:52.184	24	15.294	1:52.737	78	18.949	1:54.278	78	20.456	1:53.055
24	13.315	1:51.990	24	14.388	1:52.139	29	15.745	1:52.324	69	21.600	1:53.051	69	22.758	1:52.706
29	14.184	1:51.933	29	15.252	1:52.134	78	15.936	1:54.550	29	24.936	2:00.456	24	27.896	1:54.017
69	16.150	1:53.135	69	18.057	1:52.973	69	19.814	1:53.588	24	25.427	2:01.398	25	28.569	1:53.275
25	19.562	1:54.671	25	22.576	1:54.080	25	24.305	1:53.560	25	26.842	1:53.802	29	29.287	1:55.899
96	21.109	1:54.353	96	24.177	1:54.134	96	26.371	1:54.025	96	30.213	1:55.107	96	33.207	1:54.542
38	29.108	1:55.397	38	32.242	1:54.200	38	34.665	1:54.254	38	38.196	1:54.796	38	41.244	1:54.596
20	29.401	1:55.119	20	33.164	1:54.829	20	36.622	1:55.289	20	40.744	1:55.387	20	44.498	1:55.302
5	36.524	1:57.019	5	42.186	1:56.728	5	47.241	1:56.886	5	52.387	1:56.411	5	1:05.258	2:04.419

**MaX5 Championship**  
**RACE 10 - LAP CHART**

Lap 11			Lap 12		
No	Behind	Laptime	No	Behind	Laptime
3		1:51.605	3		1:51.599
18	14.022	1:53.058	18	15.421	1:52.998
81	18.624	1:53.037	81	21.580	1:54.555
78	22.406	1:53.555	78	23.934	1:53.127
69	24.244	1:53.091	69	24.893	1:52.248
24	29.927	1:53.636	29	35.124	1:54.997
29	31.726	1:54.044	25	35.489	1:52.894
25	34.194	1:57.230	96	37.506	1:53.672
96	35.433	1:53.831	38	47.495	1:54.811
38	44.283	1:54.644	20	52.193	1:55.777
20	48.015	1:55.122	5	1:15.993	1:56.943
5	1:10.649	1:56.996			



# Caterham Graduates (Mega Class)

## QUALIFYING - RACE 7 - CLASSIFICATION

POS	NO	CL	NAME	ENTRY	TIME	ON	LAPS	GAP	DIFF	MPH
1	1		Jamie ELLWOOD	Caterham Mega Graduate/1600	1:16.337	11	12			73.09
2	47		Andy McMILLAN	Caterham Mega Graduate/1600	1:16.766	11	12	0.429	0.429	72.68
3	11		Adrain RUSSELL	Caterham Mega Graduate/1600	1:17.265	6	12	0.928	0.499	72.21
4	18		George LONGMUIR	Caterham Mega Graduate/1600	1:17.293	12	12	0.956	0.028	72.19
5	30		Paul HUDSON	Caterham Mega Graduate/1600	1:17.491	9	10	1.154	0.198	72.00
6	19		Andrew ENNIS	Caterham Mega Graduate/1600	1:17.492	6	11	1.155	0.001	72.00
7	50		Keith CHANTER	Caterham Mega Graduate/1600	1:17.492	12	12	1.155	0.000	72.00
8	22		Andrew SMITH	Caterham Mega Graduate/1600	1:17.597	6	12	1.260	0.105	71.91
9	68		Stuart SIMPSON	Caterham Mega Graduate/1600	1:17.691	11	11	1.354	0.094	71.82
10	5		Martin AMISON	Caterham Mega Graduate/1600	1:17.720	11	12	1.383	0.029	71.79
11	28		Chris FOX	Caterham Mega Graduate/1600	1:17.723	3	12	1.386	0.003	71.79
12	7		Nick FROST	Caterham Mega Graduate/1600	1:17.765	7	11	1.428	0.042	71.75
13	38		Matthew BURROWS	Caterham Mega Graduate/1600	1:17.930	7	11	1.593	0.165	71.60
14	6		John PARKER	Caterham Mega Graduate/1600	1:18.086	5	11	1.749	0.156	71.46
15	35		Bob WILSON	Caterham Mega Graduate/1600	1:18.142	6	12	1.805	0.056	71.40
16	31		Nick HARYETT	Caterham Mega Graduate/1600	1:18.160	5	7	1.823	0.018	71.39
17	14		James BARLOW	Caterham Mega Graduate/1600	1:18.261	11	12	1.924	0.101	71.30
18	17		Paul MANYWEATHERS	Caterham Mega Graduate/1600	1:18.354	6	12	2.017	0.093	71.21
19	29		William ShARMAN	Caterham Mega Graduate/1600	1:18.425	12	12	2.088	0.071	71.15
20	48		Alwynn MORRIS	Caterham Mega Graduate/1600	1:18.497	8	11	2.160	0.072	71.08
21	53		Robert DRAPER	Caterham Mega Graduate/1600	1:18.675	9	11	2.338	0.178	70.92
22	51		Barry CHANTER	Caterham Mega Graduate/1600	1:18.781	11	11	2.444	0.106	70.82
23	54		Peter FRITH	Caterham Mega Graduate/1600	1:18.847	11	11	2.510	0.066	70.77
24	43		Mick PALFREY	Caterham Mega Graduate/1600	1:18.861	11	11	2.524	0.014	70.75
25	23		Louis REDSHAW	Caterham Mega Graduate/1600	1:18.980	6	12	2.643	0.119	70.65
26	10		Tom OVERTON	Caterham Mega Graduate/1600	1:19.268	9	11	2.931	0.288	70.39
27	26		Kim RAYMENT	Caterham Mega Graduate/1600	1:19.377	4	9	3.040	0.109	70.29
28	36		James CARVEY	Caterham Mega Graduate/1600	1:19.548	4	11	3.211	0.171	70.14
29	62		Stephen PATTEMORE	Caterham Mega Graduate/1600	1:21.766	4	11	5.429	2.218	68.24

CARS 19, 28, 38 - TRANSPONDER NOT WORKING

Weather / Track : Bright / Dry

These results are provisional until the conclusion of any judicial and technical matters.

Anglesey Coastal  
Circuit Length = 1.5500 miles  
Start: 12:09 End: 12:26

Clerk of Course :		Timekeeper :
-------------------	--	--------------

# Caterham Graduates (Mega Class)

## QUALIFYING - RACE 7 - LAP ANALYSIS

<b>1</b>	<b>Jamie ELLWOOD</b>						<b>Caterham Mega Graduate/1600</b>					
1 -	1:20.379	+ 4.042	12:10:57.430	7 -	1:18.212	+ 1.875	12:18:53.458					
2 -	1:18.526	+ 2.189	12:12:15.956	8 -	1:17.912	+ 1.575	12:20:11.370					
3 -	1:17.918	+ 1.581	12:13:33.874	9 -	1:17.234	+ 0.897	12:21:28.604					
4 -	1:17.487	+ 1.150	12:14:51.361	10 -	1:17.015	+ 0.678	12:22:45.619					
5 -	1:24.904	+ 8.567	12:16:16.265	11 -	<b>1:16.337</b>		<b>12:24:01.956</b>					
6 -	1:18.981	+ 2.644	12:17:35.246	12 -	1:19.386	+ 3.049	12:25:21.342					
<b>5</b>	<b>Martin AMISON</b>						<b>Caterham Mega Graduate/1600</b>					
1 -	1:21.044	+ 3.324	12:11:00.660	7 -	1:18.658	+ 0.938	12:18:56.593					
2 -	1:19.114	+ 1.394	12:12:19.774	8 -	1:19.932	+ 2.212	12:20:16.525					
3 -	1:18.952	+ 1.232	12:13:38.726	9 -	1:18.063	+ 0.343	12:21:34.588					
4 -	1:23.248	+ 5.528	12:15:01.974	10 -	1:18.961	+ 1.241	12:22:53.549					
5 -	1:17.939	+ 0.219	12:16:19.913	11 -	<b>1:17.720</b>		<b>12:24:11.269</b>					
6 -	1:18.022	+ 0.302	12:17:37.935	12 -	1:18.451	+ 0.731	12:25:29.720					
<b>6</b>	<b>John PARKER</b>						<b>Caterham Mega Graduate/1600</b>					
1 -	1:21.138	+ 3.052	12:11:35.475	7 -	1:25.538	+ 7.452	12:19:37.680					
2 -	1:18.959	+ 0.873	12:12:54.434	8 -	1:18.761	+ 0.675	12:20:56.441					
3 -	1:20.590	+ 2.504	12:14:15.024	9 -	1:19.526	+ 1.440	12:22:15.967					
4 -	1:18.487	+ 0.401	12:15:33.511	10 -	1:21.711	+ 3.625	12:23:37.678					
5 -	<b>1:18.086</b>		<b>12:16:51.597</b>	11 -	1:18.846	+ 0.760	12:24:56.524					
6 -	1:20.545	+ 2.459	12:18:12.142									
<b>7</b>	<b>Nick FROST</b>						<b>Caterham Mega Graduate/1600</b>					
1 -	1:25.406	+ 7.641	12:11:20.855	7 -	<b>1:17.765</b>		<b>12:19:11.189</b>					
2 -	1:18.696	+ 0.931	12:12:39.551	8 -	1:18.451	+ 0.686	12:20:29.640					
3 -	1:18.618	+ 0.853	12:13:58.169	9 -	1:18.627	+ 0.862	12:21:48.267					
4 -	1:18.399	+ 0.634	12:15:16.568	10 -	1:36.849	+ 19.084	12:23:25.116					
5 -	1:18.686	+ 0.921	12:16:35.254	11 -	1:17.942	+ 0.177	12:24:43.058					
6 -	1:18.170	+ 0.405	12:17:53.424									
<b>10</b>	<b>Tom OVERTON</b>						<b>Caterham Mega Graduate/1600</b>					
1 -	1:49.077	+ 29.809	12:12:08.016	7 -	1:20.051	+ 0.783	12:20:08.555					
2 -	1:20.107	+ 0.839	12:13:28.123	8 -	1:19.530	+ 0.262	12:21:28.085					
3 -	1:19.833	+ 0.565	12:14:47.956	9 -	<b>1:19.268</b>		<b>12:22:47.353</b>					
4 -	1:19.658	+ 0.390	12:16:07.614	10 -	1:19.768	+ 0.500	12:24:07.121					
5 -	1:20.383	+ 1.115	12:17:27.997	11 -	1:19.495	+ 0.227	12:25:26.616					
6 -	1:20.507	+ 1.239	12:18:48.504									
<b>11</b>	<b>Adrain RUSSELL</b>						<b>Caterham Mega Graduate/1600</b>					
1 -	1:21.007	+ 3.742	12:11:07.954	7 -	1:18.895	+ 1.630	12:18:57.646					
2 -	1:18.317	+ 1.052	12:12:26.271	8 -	1:18.067	+ 0.802	12:20:15.713					
3 -	1:18.592	+ 1.327	12:13:44.863	9 -	1:17.947	+ 0.682	12:21:33.660					
4 -	1:18.965	+ 1.700	12:15:03.828	10 -	1:19.369	+ 2.104	12:22:53.029					
5 -	1:17.658	+ 0.393	12:16:21.486	11 -	1:17.627	+ 0.362	12:24:10.656					
6 -	<b>1:17.265</b>		<b>12:17:38.751</b>	12 -	1:18.145	+ 0.880	12:25:28.801					
<b>14</b>	<b>James BARLOW</b>						<b>Caterham Mega Graduate/1600</b>					
1 -	1:25.005	+ 6.744	12:11:13.931	7 -	1:19.638	+ 1.377	12:19:10.778					
2 -	1:19.113	+ 0.852	12:12:33.044	8 -	1:19.553	+ 1.292	12:20:30.331					
3 -	1:20.124	+ 1.863	12:13:53.168	9 -	1:18.494	+ 0.233	12:21:48.825					
4 -	1:18.584	+ 0.323	12:15:11.752	10 -	1:18.720	+ 0.459	12:23:07.545					
5 -	1:18.762	+ 0.501	12:16:30.514	11 -	<b>1:18.261</b>		<b>12:24:25.806</b>					
6 -	1:20.626	+ 2.365	12:17:51.140	12 -	1:18.299	+ 0.038	12:25:44.105					
<b>17</b>	<b>Paul MANYWEATHERS</b>						<b>Caterham Mega Graduate/1600</b>					
1 -	1:23.233	+ 4.879	12:10:58.975	7 -	1:18.959	+ 0.605	12:18:52.937					
2 -	1:20.414	+ 2.060	12:12:19.389	8 -	1:20.320	+ 1.966	12:20:13.257					
3 -	1:19.219	+ 0.865	12:13:38.608	9 -	1:18.581	+ 0.227	12:21:31.838					
4 -	1:18.486	+ 0.132	12:14:57.094	10 -	1:22.772	+ 4.418	12:22:54.610					
5 -	1:18.530	+ 0.176	12:16:15.624	11 -	1:18.842	+ 0.488	12:24:13.452					
6 -	<b>1:18.354</b>		<b>12:17:33.978</b>	12 -	1:18.416	+ 0.062	12:25:31.868					

Anglesey Coastal  
Circuit Length = 1.5500 miles  
Start: 12:09 End: 12:26

Weather / Track : Bright / Dry

## Caterham Graduates (Mega Class)

### QUALIFYING - RACE 7 - LAP ANALYSIS

<b>18</b>	<b>George LONGMUIR</b>		<b>Caterham Mega Graduate/1600</b>				
1 -	1:21.294	+ 4.001	12:10:59.859	7 -	1:18.396	+ 1.103	12:18:51.415
2 -	1:19.034	+ 1.741	12:12:18.893	8 -	1:17.531	+ 0.238	12:20:08.946
3 -	1:19.341	+ 2.048	12:13:38.234	9 -	1:17.716	+ 0.423	12:21:26.662
4 -	1:18.370	+ 1.077	12:14:56.604	10 -	1:17.431	+ 0.138	12:22:44.093
5 -	1:18.736	+ 1.443	12:16:15.340	11 -	1:18.341	+ 1.048	12:24:02.434
6 -	1:17.679	+ 0.386	12:17:33.019	12 -	<b>1:17.293</b>		<b>12:25:19.727</b>
<b>19</b>	<b>Andrew ENNIS</b>		<b>Caterham Mega Graduate/1600</b>				
1 -	1:23.823	+ 6.331	12:11:34.924	7 -	1:17.515	+ 0.023	12:19:23.028
2 -	1:18.774	+ 1.282	12:12:53.698	8 -	1:17.822	+ 0.330	12:20:40.850
3 -	1:18.677	+ 1.185	12:14:12.375	9 -	1:17.958	+ 0.466	12:21:58.808
4 -	1:17.843	+ 0.351	12:15:30.218	10 -	1:18.192	+ 0.700	12:23:17.000
5 -	1:17.803	+ 0.311	12:16:48.021	11 -	1:17.820	+ 0.328	12:24:34.820
6 -	<b>1:17.492</b>		<b>12:18:05.513</b>				
<b>22</b>	<b>Andrew SMITH</b>		<b>Caterham Mega Graduate/1600</b>				
1 -	1:22.048	+ 4.451	12:11:13.015	7 -	1:34.130	+ 16.533	12:19:17.811
2 -	1:18.633	+ 1.036	12:12:31.648	8 -	1:17.820	+ 0.223	12:20:35.631
3 -	1:18.464	+ 0.867	12:13:50.112	9 -	1:17.882	+ 0.285	12:21:53.513
4 -	1:18.269	+ 0.672	12:15:08.381	10 -	1:17.763	+ 0.166	12:23:11.276
5 -	1:17.703	+ 0.106	12:16:26.084	11 -	1:17.799	+ 0.202	12:24:29.075
6 -	<b>1:17.597</b>		<b>12:17:43.681</b>	12 -	1:19.362	+ 1.765	12:25:48.437
<b>23</b>	<b>Louis REDSHAW</b>		<b>Caterham Mega Graduate/1600</b>				
1 -	1:21.503	+ 2.523	12:11:03.877	7 -	1:20.631	+ 1.651	12:19:04.198
2 -	1:20.109	+ 1.129	12:12:23.986	8 -	1:19.441	+ 0.461	12:20:23.639
3 -	1:20.052	+ 1.072	12:13:44.038	9 -	1:19.682	+ 0.702	12:21:43.321
4 -	1:21.388	+ 2.408	12:15:05.426	10 -	1:19.535	+ 0.555	12:23:02.856
5 -	1:19.161	+ 0.181	12:16:24.587	11 -	1:19.412	+ 0.432	12:24:22.268
6 -	<b>1:18.980</b>		<b>12:17:43.567</b>	12 -	1:19.518	+ 0.538	12:25:41.786
<b>26</b>	<b>Kim RAYMENT</b>		<b>Caterham Mega Graduate/1600</b>				
1 -	1:22.630	+ 3.253	12:11:23.116	6 -	1:20.051	+ 0.674	12:20:54.936
2 -	1:19.534	+ 0.157	12:12:42.650	7 -	1:19.930	+ 0.553	12:22:14.866
3 -	4:12.542	+ 2:53.165	12:16:55.192	8 -	1:21.343	+ 1.966	12:23:36.209
4 -	<b>1:19.377</b>		<b>12:18:14.569</b>	9 -	1:19.865	+ 0.488	12:24:56.074
5 -	1:20.316	+ 0.939	12:19:34.885				
<b>28</b>	<b>Chris FOX</b>		<b>Caterham Mega Graduate/1600</b>				
1 -	1:20.525	+ 2.802	12:11:03.361	7 -	1:17.764	+ 0.041	12:18:55.021
2 -	1:18.609	+ 0.886	12:12:21.970	8 -	1:19.674	+ 1.951	12:20:14.695
3 -	<b>1:17.723</b>		<b>12:13:39.693</b>	9 -	1:17.803	+ 0.080	12:21:32.498
4 -	1:19.525	+ 1.802	12:14:59.218	10 -	1:18.741	+ 1.018	12:22:51.239
5 -	1:20.301	+ 2.578	12:16:19.519	11 -	1:17.754	+ 0.031	12:24:08.993
6 -	1:17.738	+ 0.015	12:17:37.257	12 -	1:19.091	+ 1.368	12:25:28.084
<b>29</b>	<b>William SHARMAN</b>		<b>Caterham Mega Graduate/1600</b>				
1 -	1:21.499	+ 3.074	12:11:15.632	7 -	1:19.012	+ 0.587	12:19:09.430
2 -	1:18.865	+ 0.440	12:12:34.497	8 -	1:18.472	+ 0.047	12:20:27.902
3 -	1:19.070	+ 0.645	12:13:53.567	9 -	1:19.196	+ 0.771	12:21:47.098
4 -	1:19.319	+ 0.894	12:15:12.886	10 -	1:21.656	+ 3.231	12:23:08.754
5 -	1:18.444	+ 0.019	12:16:31.330	11 -	1:18.620	+ 0.195	12:24:27.374
6 -	1:19.088	+ 0.663	12:17:50.418	12 -	<b>1:18.425</b>		<b>12:25:45.799</b>
<b>30</b>	<b>Paul HUDSON</b>		<b>Caterham Mega Graduate/1600</b>				
1 -	3:49.650	+ 2:32.159	12:13:37.647	6 -	1:20.093	+ 2.602	12:20:13.906
2 -	1:18.482	+ 0.991	12:14:56.129	7 -	1:18.288	+ 0.797	12:21:32.194
3 -	1:18.828	+ 1.337	12:16:14.957	8 -	1:20.648	+ 3.157	12:22:52.842
4 -	1:19.875	+ 2.384	12:17:34.832	9 -	<b>1:17.491</b>		<b>12:24:10.333</b>
5 -	1:18.981	+ 1.490	12:18:53.813	10 -	1:20.588	+ 3.097	12:25:30.921

Anglesey Coastal  
Circuit Length = 1.5500 miles  
Start: 12:09 End: 12:26

Weather / Track : Bright / Dry

## Caterham Graduates (Mega Class)

### QUALIFYING - RACE 7 - LAP ANALYSIS

<b>31</b>	<b>Nick HARYETT</b>						Caterham Mega Graduate/1600					
1 -	1:22.565	+ 4.405	12:10:56.890	5 -	<b>1:18.160</b>		12:16:11.184					
2 -	1:19.575	+ 1.415	12:12:16.465	6 -	1:18.560	+ 0.400	12:17:29.744					
3 -	1:18.337	+ 0.177	12:13:34.802	7 -	1:22.363	+ 4.203	12:18:52.107					
4 -	1:18.222	+ 0.062	12:14:53.024									
<b>35</b>	<b>Bob WILSON</b>						Caterham Mega Graduate/1600					
1 -	1:23.680	+ 5.538	12:11:21.589	7 -	1:18.911	+ 0.769	12:19:13.254					
2 -	1:18.661	+ 0.519	12:12:40.250	8 -	1:19.018	+ 0.876	12:20:32.272					
3 -	1:18.690	+ 0.548	12:13:58.940	9 -	1:18.501	+ 0.359	12:21:50.773					
4 -	1:18.599	+ 0.457	12:15:17.539	10 -	1:18.691	+ 0.549	12:23:09.464					
5 -	1:18.662	+ 0.520	12:16:36.201	11 -	1:18.630	+ 0.488	12:24:28.094					
6 -	<b>1:18.142</b>		<b>12:17:54.343</b>	12 -	1:18.612	+ 0.470	12:25:46.706					
<b>36</b>	<b>James CARVEY</b>						Caterham Mega Graduate/1600					
1 -	1:25.444	+ 5.896	12:11:31.244	7 -	1:20.571	+ 1.023	12:19:34.622					
2 -	1:22.348	+ 2.800	12:12:53.592	8 -	1:20.162	+ 0.614	12:20:54.784					
3 -	1:20.168	+ 0.620	12:14:13.760	9 -	1:20.876	+ 1.328	12:22:15.660					
4 -	<b>1:19.548</b>		<b>12:15:33.308</b>	10 -	1:20.405	+ 0.857	12:23:36.065					
5 -	1:20.456	+ 0.908	12:16:53.764	11 -	1:23.393	+ 3.845	12:24:59.458					
6 -	1:20.287	+ 0.739	12:18:14.051									
<b>38</b>	<b>Matthew BURROWS</b>						Caterham Mega Graduate/1600					
1 -	1:24.527	+ 6.597	12:11:15.149	7 -	<b>1:17.930</b>		<b>12:19:09.720</b>					
2 -	1:19.949	+ 2.019	12:12:35.098	8 -	1:24.982	+ 7.052	12:20:34.702					
3 -	1:19.222	+ 1.292	12:13:54.320	9 -	1:18.589	+ 0.659	12:21:53.291					
4 -	1:18.797	+ 0.867	12:15:13.117	10 -	1:20.660	+ 2.730	12:23:13.951					
5 -	1:19.633	+ 1.703	12:16:32.750	11 -	1:18.744	+ 0.814	12:24:32.695					
6 -	1:19.040	+ 1.110	12:17:51.790									
<b>43</b>	<b>Mick PALFREY</b>						Caterham Mega Graduate/1600					
1 -	1:24.047	+ 5.186	12:11:22.721	7 -	1:19.742	+ 0.881	12:19:24.328					
2 -	1:21.296	+ 2.435	12:12:44.017	8 -	1:19.623	+ 0.762	12:20:43.951					
3 -	1:20.474	+ 1.613	12:14:04.491	9 -	1:19.036	+ 0.175	12:22:02.987					
4 -	1:20.074	+ 1.213	12:15:24.565	10 -	1:19.224	+ 0.363	12:23:22.211					
5 -	1:20.357	+ 1.496	12:16:44.922	11 -	<b>1:18.861</b>		<b>12:24:41.072</b>					
6 -	1:19.664	+ 0.803	12:18:04.586									
<b>47</b>	<b>Andy McMILLAN</b>						Caterham Mega Graduate/1600					
1 -	1:18.974	+ 2.208	12:11:02.396	7 -	1:25.017	+ 8.251	12:19:01.801					
2 -	1:18.181	+ 1.415	12:12:20.577	8 -	1:17.828	+ 1.062	12:20:19.629					
3 -	1:18.386	+ 1.620	12:13:38.963	9 -	1:17.493	+ 0.727	12:21:37.122					
4 -	1:22.656	+ 5.890	12:15:01.619	10 -	1:17.937	+ 1.171	12:22:55.059					
5 -	1:17.660	+ 0.894	12:16:19.279	11 -	<b>1:16.766</b>		<b>12:24:11.825</b>					
6 -	1:17.505	+ 0.739	12:17:36.784	12 -	1:18.958	+ 2.192	12:25:30.783					
<b>48</b>	<b>Alwynn MORRIS</b>						Caterham Mega Graduate/1600					
1 -	1:23.580	+ 5.083	12:11:32.719	7 -	1:20.139	+ 1.642	12:19:29.284					
2 -	1:20.114	+ 1.617	12:12:52.833	8 -	<b>1:18.497</b>		<b>12:20:47.781</b>					
3 -	1:19.202	+ 0.705	12:14:12.035	9 -	1:18.775	+ 0.278	12:22:06.556					
4 -	1:19.302	+ 0.805	12:15:31.337	10 -	1:19.224	+ 0.727	12:23:25.780					
5 -	1:18.782	+ 0.285	12:16:50.119	11 -	1:18.654	+ 0.157	12:24:44.434					
6 -	1:19.026	+ 0.529	12:18:09.145									
<b>50</b>	<b>Keith CHANTER</b>						Caterham Mega Graduate/1600					
1 -	1:22.600	+ 5.108	12:11:08.595	7 -	1:18.838	+ 1.346	12:19:00.366					
2 -	1:19.996	+ 2.504	12:12:28.591	8 -	1:19.123	+ 1.631	12:20:19.489					
3 -	1:18.306	+ 0.814	12:13:46.897	9 -	1:18.962	+ 1.470	12:21:38.451					
4 -	1:18.850	+ 1.358	12:15:05.747	10 -	1:20.264	+ 2.772	12:22:58.715					
5 -	1:17.882	+ 0.390	12:16:23.629	11 -	1:18.541	+ 1.049	12:24:17.256					
6 -	1:17.899	+ 0.407	12:17:41.528	12 -	<b>1:17.492</b>		<b>12:25:34.748</b>					

Weather / Track : Bright / Dry


## Caterham Graduates (Mega Class)

### QUALIFYING - RACE 7 - LAP ANALYSIS

<b>51</b>	<b>Barry CHANTER</b>		<b>Caterham Mega Graduate/1600</b>				
1 -	1:25.469	+ 6.688	12:11:30.070	7 -	1:34.700	+ 15.919	12:19:41.133
2 -	1:19.641	+ 0.860	12:12:49.711	8 -	1:19.977	+ 1.196	12:21:01.110
3 -	1:19.392	+ 0.611	12:14:09.103	9 -	1:19.328	+ 0.547	12:22:20.438
4 -	1:19.097	+ 0.316	12:15:28.200	10 -	1:19.013	+ 0.232	12:23:39.451
5 -	1:18.932	+ 0.151	12:16:47.132	11 -	<b>1:18.781</b>		<b>12:24:58.232</b>
6 -	1:19.301	+ 0.520	12:18:06.433				
<b>53</b>	<b>Robert DRAPER</b>		<b>Caterham Mega Graduate/1600</b>				
1 -	1:21.775	+ 3.100	12:11:23.426	7 -	1:18.760	+ 0.085	12:19:19.652
2 -	1:19.791	+ 1.116	12:12:43.217	8 -	1:18.914	+ 0.239	12:20:38.566
3 -	1:20.258	+ 1.583	12:14:03.475	9 -	<b>1:18.675</b>		<b>12:21:57.241</b>
4 -	1:19.341	+ 0.666	12:15:22.816	10 -	1:19.603	+ 0.928	12:23:16.844
5 -	1:19.099	+ 0.424	12:16:41.915	11 -	1:19.467	+ 0.792	12:24:36.311
6 -	1:18.977	+ 0.302	12:18:00.892				
<b>54</b>	<b>Peter FRITH</b>		<b>Caterham Mega Graduate/1600</b>				
1 -	1:26.313	+ 7.466	12:11:29.508	7 -	1:21.826	+ 2.979	12:20:14.547
2 -	1:19.695	+ 0.848	12:12:49.203	8 -	1:19.543	+ 0.696	12:21:34.090
3 -	1:45.657	+ 26.810	12:14:34.860	9 -	1:22.103	+ 3.256	12:22:56.193
4 -	1:21.035	+ 2.188	12:15:55.895	10 -	1:19.088	+ 0.241	12:24:15.281
5 -	1:36.333	+ 17.486	12:17:32.228	11 -	<b>1:18.847</b>		<b>12:25:34.128</b>
6 -	1:20.493	+ 1.646	12:18:52.721				
<b>62</b>	<b>Stephen PATTEMORE</b>		<b>Caterham Mega Graduate/1600</b>				
1 -	1:31.433	+ 9.667	12:11:45.944	7 -	1:23.178	+ 1.412	12:20:06.856
2 -	1:25.073	+ 3.307	12:13:11.017	8 -	1:25.643	+ 3.877	12:21:32.499
3 -	1:24.710	+ 2.944	12:14:35.727	9 -	1:25.751	+ 3.985	12:22:58.250
4 -	<b>1:21.766</b>		<b>12:15:57.493</b>	10 -	1:23.997	+ 2.231	12:24:22.247
5 -	1:23.165	+ 1.399	12:17:20.658	11 -	1:23.007	+ 1.241	12:25:45.254
6 -	1:23.020	+ 1.254	12:18:43.678				
<b>68</b>	<b>Stuart SIMPSON</b>		<b>Caterham Mega Graduate/1600</b>				
1 -	1:48.550	+ 30.859	12:12:06.763	7 -	1:17.814	+ 0.123	12:19:58.603
2 -	1:19.867	+ 2.176	12:13:26.630	8 -	1:26.685	+ 8.994	12:21:25.288
3 -	1:19.455	+ 1.764	12:14:46.085	9 -	1:19.277	+ 1.586	12:22:44.565
4 -	1:18.184	+ 0.493	12:16:04.269	10 -	1:18.352	+ 0.661	12:24:02.917
5 -	1:18.176	+ 0.485	12:17:22.445	11 -	<b>1:17.691</b>		<b>12:25:20.608</b>
6 -	1:18.344	+ 0.653	12:18:40.789				

# Caterham Graduates (Mega Class)

## RACE 7 - GRID

ROW 15		1:21.766 62 Stephen PATTEMORE
ROW 14	1:19.548 36 James CARVEY	1:19.377 26 Kim RAYMENT
ROW 13	1:19.268 10 Tom OVERTON	1:18.980 23 Louis REDSHAW
ROW 12	1:18.861 43 Mick PALFREY	1:18.847 54 Peter FRITH
ROW 11	1:18.781 51 Barry CHANTER	1:18.675 53 Robert DRAPER
ROW 10	1:18.497 48 Alwynn MORRIS	1:18.425 29 William SHARMAN
ROW 9	1:18.354 17 Paul MANYWEATHERS	1:18.261 14 James BARLOW
ROW 8	1:18.160 31 Nick HARYETT	1:18.142 35 Bob WILSON
ROW 7	1:18.086 6 John PARKER	1:17.930 38 Matthew BURROWS
ROW 6	1:17.765 7 Nick FROST	1:17.723 28 Chris FOX
ROW 5	1:17.720 5 Martin AMISON	1:17.691 68 Stuart SIMPSON
ROW 4	1:17.597 22 Andrew SMITH	1:17.492 50 Keith CHANTER
ROW 3	1:17.492 19 Andrew ENNIS	1:17.491 30 Paul HUDSON
ROW 2	1:17.293 18 George LONGMUIR	1:17.265 11 Adrain RUSSELL
ROW 1	1:16.766 47 Andy McMILLAN	1:16.337 1 Jamie ELLWOOD
<b>Pole</b>		
		

Anglesey Coastal  
Circuit Length = 1.5500 miles

Clerk of Course :		Timekeeper :

# Caterham Graduates (Mega Class)

## RACE 7 - CLASSIFICATION

POS	NO	CL	NAME	ENTRY	LAPS	TIME	GAP	DIFF	MPH	BEST	ON
1	1		Jamie ELLWOOD	- Caterham Mega Graduate/1600	16	20:40.374			71.97	1:16.576	8
2	47		Andy McMILLAN	- Caterham Mega Graduate/1600	16	20:51.218	10.844	10.844	71.35	1:16.994	8
3	19		Andrew ENNIS	- Caterham Mega Graduate/1600	16	20:51.429	11.055	0.211	71.34	1:17.067	7
4	18		George LONGMUIR	- Caterham Mega Graduate/1600	16	20:59.009	18.635	7.580	70.91	1:17.665	12
5	22		Andrew SMITH	- Caterham Mega Graduate/1600	16	20:59.576	19.202	0.567	70.88	1:17.697	9
6	5		Martin AMISON	- Caterham Mega Graduate/1600	16	21:02.136	21.762	2.560	70.73	1:17.485	2
7	30		Paul HUDSON	- Caterham Mega Graduate/1600	16	21:08.977	28.603	6.841	70.35	1:17.892	3
8	14		James BARLOW	- Caterham Mega Graduate/1600	16	21:09.462	29.088	0.485	70.32	1:17.884	14
9	6		John PARKER	- Caterham Mega Graduate/1600	16	21:09.983	29.609	0.521	70.30	1:18.102	7
10	17		Paul MANYWEATHERS	- Caterham Mega Graduate/1600	16	21:10.379	30.005	0.396	70.27	1:17.500	7
11	54		Peter FRITH	- Caterham Mega Graduate/1600	16	21:11.520	31.146	1.141	70.21	1:18.321	8
12	23		Louis REDSHAW	- Caterham Mega Graduate/1600	16	21:15.605	35.231	4.085	69.99	1:18.178	8
13	35		Bob WILSON	- Caterham Mega Graduate/1600	16	21:19.382	39.008	3.777	69.78	1:18.654	10
14	38		Matthew BURROWS	- Caterham Mega Graduate/1600	16	21:19.833	39.459	0.451	69.75	1:17.867	16
15	7		Nick FROST	- Caterham Mega Graduate/1600	16	21:20.554	40.180	0.721	69.72	1:17.903	12
16	31		Nick HARYETT	- Caterham Mega Graduate/1600	16	21:20.870	40.496	0.316	69.70	1:18.602	10
17	53		Robert DRAPER	- Caterham Mega Graduate/1600	16	21:21.500	41.126	0.630	69.66	1:18.629	7
18	51		Barry CHANTER	- Caterham Mega Graduate/1600	16	21:22.170	41.796	0.670	69.63	1:18.166	10
19	36		James CARVEY	- Caterham Mega Graduate/1600	16	21:23.125	42.751	0.955	69.58	1:18.378	12
20	11		Adrain RUSSELL	- Caterham Mega Graduate/1600	16	21:23.395	43.021	0.270	69.56	1:17.320	16
21	29		William ShARMAN	- Caterham Mega Graduate/1600	16	21:23.396	43.022	0.001	69.56	1:17.690	13
22	43		Mick PALFREY	- Caterham Mega Graduate/1600	16	21:25.862	45.488	2.466	69.43	1:18.774	10
23	26		Kim RAYMENT	- Caterham Mega Graduate/1600	16	21:42.485	1:02.111	16.623	68.54	1:19.177	11
24	62		Stephen PATTEMORE	- Caterham Mega Graduate/1600	15	20:48.628	1 lap	1 lap	67.03	1:21.460	11

### NOT CLASSIFIED

DNF 28	Chris FOX	- Caterham Mega Graduate/1600	14	18:25.309	2 laps	1 lap	70.67	1:17.253	14	
DNF 50	Keith CHANTER	- Caterham Mega Graduate/1600	11	14:31.114	5 laps	3 laps	70.46	1:17.890	9	
DNF 68	Stuart SIMPSON	- Caterham Mega Graduate/1600	8	10:39.167	8 laps	3 laps	69.84	1:18.037	7	
DNF 10	Tom OVERTON	- Caterham Mega Graduate/1600	8	10:52.248	8 laps		13.081	68.44	1:19.149	7
DNF 48	Alwynn MORRIS	- Caterham Mega Graduate/1600	1	2:40.808	15 laps	7 laps	34.69			

### FASTEST LAP

1	Jamie ELLWOOD	- Caterham Mega Graduate/1600	8	1:16.576			72.86 mph		117.27 kph
---	---------------	-------------------------------	---	----------	--	--	-----------	--	------------

CARS 11, 30 - PLEASE CHECK TIMING TRANSPONDER

Weather / Track : Bright / Dry

These results are provisional until the conclusion of any judicial and technical matters.

Anglesey Coastal  
Circuit Length = 1.5500 miles  
Start: 16:17 End: 16:39

Clerk of Course :

Timekeeper :

# Caterham Graduates (Mega Class)

## RACE 7 - LAP CHART

Lap 1			Lap 2			Lap 3			Lap 4			Lap 5		
No	Behind	Laptime	No	Behind	Laptime	No	Behind	Laptime	No	Behind	Laptime	No	Behind	Laptime
47		1:20.104	47		1:18.899	1		1:17.547	47		1:17.061	47		1:17.725
1	0.221	1:20.338	1	0.328	1:19.006	47	0.215	1:18.090	1	0.317	1:17.593	1	0.156	1:17.564
18	0.730	1:20.833	18	0.768	1:18.937	19	0.764	1:17.494	19	0.865	1:17.377	19	0.642	1:17.502
11	0.969	1:21.073	19	1.145	1:18.311	18	1.500	1:18.607	5	2.644	1:17.970	18	3.663	1:18.255
30	1.440	1:21.007	5	1.680	1:17.485	5	1.950	1:18.145	18	3.133	1:18.909	30	3.964	1:18.208
19	1.733	1:21.046	22	2.421	1:18.654	30	2.773	1:17.892	30	3.481	1:17.984	5	4.239	1:19.320
22	2.666	1:21.653	30	2.756	1:20.215	22	3.237	1:18.691	22	4.365	1:18.404	28	4.650	1:17.671
5	3.094	1:21.383	28	3.318	1:18.568	28	3.505	1:18.062	28	4.704	1:18.475	22	5.187	1:18.547
68	3.369	1:21.646	7	4.163	1:19.066	50	5.393	1:18.468	50	6.261	1:18.144	50	6.694	1:18.158
28	3.649	1:21.560	50	4.800	1:19.355	14	7.191	1:19.915	68	8.898	1:18.684	14	10.152	1:18.515
7	3.996	1:21.927	14	5.151	1:19.396	68	7.490	1:19.943	14	9.362	1:19.447	68	10.467	1:19.294
50	4.344	1:23.119	68	5.422	1:20.952	17	7.741	1:20.023	17	10.046	1:19.581	6	12.129	1:19.780
14	4.654	1:21.586	17	5.593	1:19.195	6	8.193	1:20.091	6	10.074	1:19.157	54	12.864	1:19.800
6	5.060	1:22.743	6	5.977	1:19.816	54	9.298	1:18.470	54	10.789	1:18.767	17	13.009	1:20.688
17	5.297	1:21.974	31	8.081	1:20.292	31	9.825	1:19.619	31	11.616	1:19.067	31	13.501	1:19.610
31	6.688	1:23.908	54	8.703	1:19.630	35	10.278	1:19.002	35	11.941	1:18.939	23	14.160	1:19.208
54	7.972	1:23.827	35	9.151	1:19.796	23	11.235	1:19.664	23	12.677	1:18.718	35	14.500	1:20.284
35	8.254	1:25.519	23	9.446	1:19.164	53	12.761	1:20.212	53	14.710	1:19.225	53	15.979	1:18.994
53	8.753	1:25.077	53	10.424	1:20.570	26	13.176	1:19.831	26	15.309	1:19.409	43	18.164	1:19.010
23	9.181	1:24.380	29	11.140	1:20.142	29	13.599	1:20.334	29	15.933	1:19.610	11	18.499	1:18.822
29	9.897	1:26.093	26	11.220	1:19.928	43	14.636	1:21.207	43	16.879	1:19.519	29	18.971	1:20.763
43	10.106	1:25.721	43	11.304	1:20.097	36	15.167	1:20.948	51	17.158	1:18.826	51	19.326	1:19.893
26	10.191	1:24.816	36	12.094	1:20.181	51	15.608	1:20.010	11	17.402	1:18.546	36	19.687	1:19.507
36	10.812	1:24.137	10	13.072	1:21.056	10	15.856	1:20.659	36	17.905	1:20.014	7	20.007	1:19.120
10	10.915	1:26.126	51	13.473	1:21.453	11	16.132	1:19.445	10	18.327	1:19.747	10	20.378	1:19.776
51	10.919	1:26.671	11	14.562	1:32.492	7	17.677	1:31.389	7	18.612	1:18.211	38	20.971	1:18.135
62	12.685	1:25.907	62	17.098	1:23.312	38	19.185	1:19.308	38	20.561	1:18.652	26	28.701	1:31.117
38	17.657	1:34.925	38	17.752	1:18.994	62	21.589	1:22.366	62	26.152	1:21.839	62	30.665	1:22.238
48	1:18.898	2:35.485												



# Caterham Graduates (Mega Class)

## RACE 7 - LAP CHART

Lap 6			Lap 7			Lap 8			Lap 9			Lap 10		
No	Behind	Laptime	No	Behind	Laptime	No	Behind	Laptime	No	Behind	Laptime	No	Behind	Laptime
1		1:17.075	1		1:16.988	1		1:16.576	1		1:16.650	1		1:16.659
47	0.409	1:17.640	47	0.572	1:17.151	47	0.990	1:16.994	47	2.350	1:18.010	47	3.981	1:18.290
19	0.883	1:17.472	19	0.962	1:17.067	19	1.667	1:17.281	19	2.658	1:17.641	19	4.202	1:18.203
18	4.656	1:18.224	30	6.093	1:17.991	5	8.161	1:18.287	5	10.055	1:18.544	5	11.959	1:18.563
30	5.090	1:18.357	5	6.450	1:17.869	18	8.654	1:18.407	28	10.275	1:17.892	28	12.096	1:18.480
5	5.569	1:18.561	18	6.823	1:19.155	28	9.033	1:18.391	18	10.847	1:18.843	18	12.419	1:18.231
28	5.722	1:18.303	28	7.218	1:18.484	30	9.743	1:20.226	22	11.300	1:17.697	22	12.880	1:18.239
22	6.099	1:18.143	22	7.536	1:18.425	22	10.253	1:19.293	30	11.929	1:18.836	30	13.978	1:18.708
50	8.126	1:18.663	50	9.446	1:18.308	50	11.059	1:18.189	50	12.299	1:17.890	50	14.683	1:19.043
14	11.513	1:18.592	68	12.906	1:18.037	68	14.687	1:18.357	17	17.810	1:17.701	17	19.657	1:18.506
68	11.857	1:18.621	14	13.333	1:18.808	6	16.366	1:18.509	6	18.839	1:19.123	14	20.310	1:17.937
6	13.319	1:18.421	6	14.433	1:18.102	17	16.759	1:17.758	14	19.032	1:18.178	6	20.712	1:18.532
54	14.726	1:19.093	17	15.577	1:17.500	14	17.504	1:20.747	54	19.961	1:18.583	54	21.822	1:18.520
17	15.065	1:19.287	54	16.283	1:18.545	54	18.028	1:18.321	23	21.102	1:18.822	23	23.247	1:18.804
23	15.779	1:18.850	23	17.328	1:18.537	23	18.930	1:18.178	35	24.012	1:19.263	35	26.007	1:18.654
31	16.261	1:19.991	31	18.082	1:18.809	31	20.831	1:19.325	31	24.476	1:20.295	31	26.419	1:18.602
35	16.775	1:19.506	35	18.678	1:18.891	35	21.399	1:19.297	53	25.219	1:19.976	53	27.372	1:18.812
53	18.159	1:19.411	53	19.800	1:18.629	53	21.893	1:18.669	7	27.424	1:18.545	51	29.491	1:18.166
11	19.338	1:18.070	11	21.528	1:19.178	29	24.597	1:18.922	51	27.984	1:18.707	38	29.745	1:18.149
43	20.614	1:19.681	29	22.251	1:18.350	11	24.777	1:19.825	38	28.255	1:18.161	7	30.147	1:19.382
29	20.889	1:19.149	43	22.675	1:19.049	7	25.529	1:19.114	43	28.918	1:19.267	43	31.033	1:18.774
51	21.189	1:19.094	7	22.991	1:18.282	51	25.927	1:18.660	36	29.797	1:18.861	36	31.569	1:18.431
7	21.697	1:18.921	51	23.843	1:19.642	43	26.301	1:20.202	29	31.822	1:23.875	29	33.475	1:18.312
36	21.935	1:19.479	36	24.315	1:19.368	38	26.744	1:18.633	11	34.033	1:25.906	11	36.884	1:19.510
38	22.468	1:18.728	38	24.687	1:19.207	36	27.586	1:19.847	26	40.822	1:20.033	26	43.770	1:19.607
10	22.815	1:19.668	10	24.976	1:19.149	10	27.768	1:19.368	62	51.861	1:22.394	62	57.065	1:21.863
26	30.816	1:19.346	26	34.006	1:20.178	26	37.439	1:20.009						
62	35.646	1:22.212	62	40.429	1:21.771	62	46.117	1:22.264						

# Caterham Graduates (Mega Class)

## RACE 7 - LAP CHART

Lap 11			Lap 12			Lap 13			Lap 14			Lap 15		
No	Behind	Laptime	No	Behind	Laptime	No	Behind	Laptime	No	Behind	Laptime	No	Behind	Laptime
1		1:16.695	1		1:16.713	1		1:17.190	1		1:16.845	1		1:16.968
47	4.941	1:17.655	47	5.761	1:17.533	47	6.787	1:18.216	19	9.503	1:19.263	62	1 LAP	1:23.506
19	5.363	1:17.856	19	6.276	1:17.626	19	7.085	1:17.999	47	9.614	1:19.672	47	10.321	1:17.675
5	13.492	1:18.228	18	15.166	1:17.665	18	16.246	1:18.270	18	17.974	1:18.573	19	10.578	1:18.043
28	13.678	1:18.277	22	15.749	1:17.820	5	16.628	1:17.676	22	18.546	1:18.241	18	18.676	1:17.670
18	14.214	1:18.490	5	16.142	1:19.363	22	17.150	1:18.591	28	20.077	1:17.253	22	19.282	1:17.704
22	14.642	1:18.457	28	18.896	1:21.931	28	19.669	1:17.963	5	21.570	1:21.787	5	22.254	1:17.652
30	16.045	1:18.762	17	23.185	1:19.112	30	24.905	1:18.372	30	26.382	1:18.322	30	28.013	1:18.599
50	16.630	1:18.642	30	23.723	1:24.391	17	25.153	1:19.158	17	26.799	1:18.491	14	28.408	1:18.408
17	20.786	1:17.824	14	24.002	1:18.286	14	25.929	1:19.117	14	26.968	1:17.884	17	28.781	1:18.950
14	22.429	1:18.814	6	24.767	1:18.617	6	26.688	1:19.111	6	28.127	1:18.284	6	29.396	1:18.237
6	22.863	1:18.846	54	25.762	1:18.857	54	27.348	1:18.776	54	29.064	1:18.561	54	30.852	1:18.756
54	23.618	1:18.491	23	28.051	1:19.306	23	29.676	1:18.815	23	32.071	1:19.240	23	34.204	1:19.101
23	25.458	1:18.906	35	30.951	1:19.496	35	33.310	1:19.549	35	35.605	1:19.140	35	37.576	1:18.939
35	28.168	1:18.856	31	31.393	1:19.581	31	33.699	1:19.496	31	36.261	1:19.407	31	38.974	1:19.681
31	28.525	1:18.801	53	32.279	1:19.504	53	34.745	1:19.656	53	36.701	1:18.801	7	39.485	1:19.162
53	29.488	1:18.811	7	33.236	1:17.903	7	35.413	1:19.367	7	37.291	1:18.723	38	39.766	1:19.147
7	32.046	1:18.594	38	34.079	1:18.141	38	36.027	1:19.138	38	37.587	1:18.405	53	40.084	1:20.351
38	32.651	1:19.601	51	34.833	1:18.443	51	36.711	1:19.068	29	38.209	1:17.907	51	40.556	1:19.137
51	33.103	1:20.307	43	35.914	1:19.027	29	37.147	1:17.690	51	38.387	1:18.521	29	41.077	1:19.836
43	33.600	1:19.262	29	36.647	1:17.832	43	38.029	1:19.305	36	40.809	1:18.418	36	42.324	1:18.483
29	35.528	1:18.748	36	37.943	1:18.378	36	39.236	1:18.483	43	42.258	1:21.074	11	43.875	1:18.213
36	36.278	1:21.404	11	40.417	1:18.707	11	41.629	1:18.402	11	42.630	1:17.846	43	44.748	1:19.458
11	38.423	1:18.234	26	52.528	1:22.989	26	54.860	1:19.522	26	57.655	1:19.640	26	1:00.055	1:19.368
26	46.252	1:19.177	62	1:08.056	1:22.939	62	1:13.891	1:23.025						
62	1:01.830	1:21.460												

# Caterham Graduates (Mega Class)

## RACE 7 - LAP CHART

Lap 16		
No	Behind	Laptime
1		1:18.174
62	1 LAP	1:22.844
47	10.844	1:18.697
19	11.055	1:18.651
18	18.635	1:18.133
22	19.202	1:18.094
5	21.762	1:17.682
30	28.603	1:18.764
14	29.088	1:18.854
6	29.609	1:18.387
17	30.005	1:19.398
54	31.146	1:18.468
23	35.231	1:19.201
35	39.008	1:19.606
38	39.459	1:17.867
7	40.180	1:18.869
31	40.496	1:19.696
53	41.126	1:19.216
51	41.796	1:19.414
36	42.751	1:18.601
11	43.021	1:17.320
29	43.022	1:20.119
43	45.488	1:18.914
26	1:02.111	1:20.230

# Caterham Graduates (Mega Class)

## QUALIFYING - RACE 11 - CLASSIFICATION

POS	NO	CL	NAME	ENTRY	TIME	ON	LAPS	GAP	DIFF	MPH
1	1		Jamie ELLWOOD	- Caterham Mega Graduate/1600	1:39.955	8	9			75.63
2	5		Martin AMISON	- Caterham Mega Graduate/1600	1:40.984	9	9	1.029	1.029	74.86
3	47		Andy McMILLAN	- Caterham Mega Graduate/1600	1:41.020	8	9	1.065	0.036	74.83
4	28		Chris FOX	- Caterham Mega Graduate/1600	1:41.098	6	9	1.143	0.078	74.77
5	22		Andrew SMITH	- Caterham Mega Graduate/1600	1:41.116	9	9	1.161	0.018	74.76
6	30		Paul HUDSON	- Caterham Mega Graduate/1600	1:41.145	7	9	1.190	0.029	74.74
7	7		Nick FROST	- Caterham Mega Graduate/1600	1:41.213	7	9	1.258	0.068	74.69
8	19		Andrew ENNIS	- Caterham Mega Graduate/1600	1:41.215	6	9	1.260	0.002	74.69
9	68		Stuart SIMPSON	- Caterham Mega Graduate/1600	1:41.218	7	9	1.263	0.003	74.68
10	11		Adrain RUSSELL	- Caterham Mega Graduate/1600	1:41.251	9	9	1.296	0.033	74.66
11	18		George LONGMUIR	- Caterham Mega Graduate/1600	1:41.258	7	9	1.303	0.007	74.66
12	51		Barry CHANTER	- Caterham Mega Graduate/1600	1:41.624	9	9	1.669	0.366	74.39
13	54		Peter FRITH	- Caterham Mega Graduate/1600	1:41.646	9	9	1.691	0.022	74.37
14	38		Matthew BURROWS	- Caterham Mega Graduate/1600	1:41.649	9	9	1.694	0.003	74.37
15	29		William SHARMAN	- Caterham Mega Graduate/1600	1:41.832	8	9	1.877	0.183	74.23
16	50		Keith CHANTER	- Caterham Mega Graduate/1600	1:41.979	9	9	2.024	0.147	74.13
17	36		James CARVEY	- Caterham Mega Graduate/1600	1:42.093	9	9	2.138	0.114	74.04
18	53		Robert DRAPER	- Caterham Mega Graduate/1600	1:42.155	5	9	2.200	0.062	74.00
19	23		Louis REDSHAW	- Caterham Mega Graduate/1600	1:42.226	9	9	2.271	0.071	73.95
20	17		Paul MANYWEATHERS	- Caterham Mega Graduate/1600	1:42.254	8	9	2.299	0.028	73.93
21	35		Bob WILSON	- Caterham Mega Graduate/1600	1:42.266	6	9	2.311	0.012	73.92
22	6		John PARKER	- Caterham Mega Graduate/1600	1:42.280	7	7	2.325	0.014	73.91
23	14		James BARLOW	- Caterham Mega Graduate/1600	1:42.473	9	9	2.518	0.193	73.77
24	43		Mick PALFREY	- Caterham Mega Graduate/1600	1:42.473	9	9	2.518	0.000	73.77
25	31		Nick HARYETT	- Caterham Mega Graduate/1600	1:42.990	9	9	3.035	0.517	73.40
26	10		Tom OVERTON	- Caterham Mega Graduate/1600	1:43.026	6	9	3.071	0.036	73.37
27	48		Alwynn MORRIS	- Caterham Mega Graduate/1600	1:44.845	4	6	4.890	1.819	72.10
28	62		Stephen PATTEMORE	- Caterham Mega Graduate/1600	1:44.968	6	7	5.013	0.123	72.02

CAR 30 - TRANSPONDER NOT WORKING  
CARS 11, 19 - PLEASE CHECK TRANSPONDER

Weather / Track : Cloudy / Dry

These results are provisional until the conclusion of any judicial and technical matters.

Anglesey International  
Circuit Length = 2.1000 miles  
Start: 10:40 End: 10:57

Clerk of Course :	Timekeeper :
-------------------	--------------

# Caterham Graduates (Mega Class)

## QUALIFYING - RACE 11 - LAP ANALYSIS

<b>1</b>	<b>Jamie ELLWOOD</b> Caterham Mega Graduate/1600						
1 -	1:45.814	+ 5.859	10:43:08.055	6 -	1:40.754	+ 0.799	10:51:41.114
2 -	1:41.143	+ 1.188	10:44:49.198	7 -	1:44.456	+ 4.501	10:53:25.570
3 -	1:41.072	+ 1.117	10:46:30.270	8 -	<b>1:39.955</b>		<b>10:55:05.525</b>
4 -	1:49.053	+ 9.098	10:48:19.323	9 -	1:41.181	+ 1.226	10:56:46.706
5 -	1:41.037	+ 1.082	10:50:00.360				
<b>5</b>	<b>Martin AMISON</b> Caterham Mega Graduate/1600						
1 -	1:47.554	+ 6.570	10:43:09.729	6 -	1:41.022	+ 0.038	10:51:43.580
2 -	1:42.191	+ 1.207	10:44:51.920	7 -	1:41.423	+ 0.439	10:53:25.003
3 -	1:42.567	+ 1.583	10:46:34.487	8 -	1:41.959	+ 0.975	10:55:06.962
4 -	1:46.854	+ 5.870	10:48:21.341	9 -	<b>1:40.984</b>		<b>10:56:47.946</b>
5 -	1:41.217	+ 0.233	10:50:02.558				
<b>6</b>	<b>John PARKER</b> Caterham Mega Graduate/1600						
1 -	1:49.852	+ 7.572	10:43:38.669	5 -	1:45.106	+ 2.826	10:50:34.485
2 -	1:43.819	+ 1.539	10:45:22.488	6 -	1:43.207	+ 0.927	10:52:17.692
3 -	1:43.341	+ 1.061	10:47:05.829	7 -	<b>1:42.280</b>		<b>10:53:59.972</b>
4 -	1:43.550	+ 1.270	10:48:49.379				
<b>7</b>	<b>Nick FROST</b> Caterham Mega Graduate/1600						
1 -	1:52.803	+ 11.590	10:43:32.641	6 -	1:42.177	+ 0.964	10:52:06.322
2 -	1:43.588	+ 2.375	10:45:16.229	7 -	<b>1:41.213</b>		<b>10:53:47.535</b>
3 -	1:42.568	+ 1.355	10:46:58.797	8 -	1:49.100	+ 7.887	10:55:36.635
4 -	1:43.339	+ 2.126	10:48:42.136	9 -	1:42.488	+ 1.275	10:57:19.123
5 -	1:42.009	+ 0.796	10:50:24.145				
<b>10</b>	<b>Tom OVERTON</b> Caterham Mega Graduate/1600						
1 -	1:46.852	+ 3.826	10:43:15.614	6 -	<b>1:43.026</b>		<b>10:51:54.764</b>
2 -	1:43.763	+ 0.737	10:44:59.377	7 -	1:43.604	+ 0.578	10:53:38.368
3 -	1:43.738	+ 0.712	10:46:43.115	8 -	1:43.610	+ 0.584	10:55:21.978
4 -	1:45.068	+ 2.042	10:48:28.183	9 -	1:43.503	+ 0.477	10:57:05.481
5 -	1:43.555	+ 0.529	10:50:11.738				
<b>11</b>	<b>Adrain RUSSELL</b> Caterham Mega Graduate/1600						
1 -	1:45.746	+ 4.495	10:43:13.144	6 -	1:41.750	+ 0.499	10:51:44.544
2 -	1:42.904	+ 1.653	10:44:56.048	7 -	1:41.670	+ 0.419	10:53:26.214
3 -	1:42.354	+ 1.103	10:46:38.402	8 -	1:42.180	+ 0.929	10:55:08.394
4 -	1:42.642	+ 1.391	10:48:21.044	9 -	<b>1:41.251</b>		<b>10:56:49.645</b>
5 -	1:41.750	+ 0.499	10:50:02.794				
<b>14</b>	<b>James BARLOW</b> Caterham Mega Graduate/1600						
1 -	1:52.272	+ 9.799	10:43:08.814	6 -	1:42.755	+ 0.282	10:51:48.451
2 -	1:45.587	+ 3.114	10:44:54.401	7 -	1:42.619	+ 0.146	10:53:31.070
3 -	1:43.552	+ 1.079	10:46:37.953	8 -	1:43.751	+ 1.278	10:55:14.821
4 -	1:44.257	+ 1.784	10:48:22.210	9 -	<b>1:42.473</b>		<b>10:56:57.294</b>
5 -	1:43.486	+ 1.013	10:50:05.696				
<b>17</b>	<b>Paul MANYWEATHERS</b> Caterham Mega Graduate/1600						
1 -	1:46.328	+ 4.074	10:43:11.625	6 -	1:42.408	+ 0.154	10:51:47.245
2 -	1:44.120	+ 1.866	10:44:55.745	7 -	1:42.936	+ 0.682	10:53:30.181
3 -	1:43.792	+ 1.538	10:46:39.537	8 -	<b>1:42.254</b>		<b>10:55:12.435</b>
4 -	1:42.979	+ 0.725	10:48:22.516	9 -	1:43.012	+ 0.758	10:56:55.447
5 -	1:42.321	+ 0.067	10:50:04.837				
<b>18</b>	<b>George LONGMUIR</b> Caterham Mega Graduate/1600						
1 -	1:46.245	+ 4.987	10:43:11.052	6 -	1:41.813	+ 0.555	10:51:41.899
2 -	1:43.535	+ 2.277	10:44:54.587	7 -	<b>1:41.258</b>		<b>10:53:23.157</b>
3 -	1:41.514	+ 0.256	10:46:36.101	8 -	1:45.923	+ 4.665	10:55:09.080
4 -	1:42.184	+ 0.926	10:48:18.285	9 -	1:41.441	+ 0.183	10:56:50.521
5 -	1:41.801	+ 0.543	10:50:00.086				

Weather / Track : Cloudy / Dry

## Caterham Graduates (Mega Class)

### QUALIFYING - RACE 11 - LAP ANALYSIS

<b>19</b>	<b>Andrew ENNIS</b> Caterham Mega Graduate/1600					
1 -	1:48.830	+ 7.615	10:43:37.286	6 -	<b>1:41.215</b>	<b>10:52:04.497</b>
2 -	1:41.810	+ 0.595	10:45:19.096	7 -	1:43.181	+ 1.966
3 -	1:41.396	+ 0.181	10:47:00.492	8 -	1:41.938	+ 0.723
4 -	1:41.296	+ 0.081	10:48:41.788	9 -	1:41.217	+ 0.002
5 -	1:41.494	+ 0.279	10:50:23.282			10:57:10.833
<b>22</b>	<b>Andrew SMITH</b> Caterham Mega Graduate/1600					
1 -	1:48.930	+ 7.814	10:43:20.681	6 -	1:41.532	+ 0.416
2 -	1:42.952	+ 1.836	10:45:03.633	7 -	1:41.258	+ 0.142
3 -	1:42.342	+ 1.226	10:46:45.975	8 -	1:41.469	+ 0.353
4 -	1:41.939	+ 0.823	10:48:27.914	9 -	<b>1:41.116</b>	
5 -	1:41.796	+ 0.680	10:50:09.710			<b>10:56:55.085</b>
<b>23</b>	<b>Louis REDSHAW</b> Caterham Mega Graduate/1600					
1 -	1:49.848	+ 7.622	10:43:41.635	6 -	1:43.108	+ 0.882
2 -	1:44.717	+ 2.491	10:45:26.352	7 -	1:45.211	+ 2.985
3 -	1:44.881	+ 2.655	10:47:11.233	8 -	1:43.161	+ 0.935
4 -	1:43.093	+ 0.867	10:48:54.326	9 -	<b>1:42.226</b>	
5 -	1:42.417	+ 0.191	10:50:36.743			<b>10:57:30.449</b>
<b>28</b>	<b>Chris FOX</b> Caterham Mega Graduate/1600					
1 -	1:46.117	+ 5.019	10:43:10.145	6 -	<b>1:41.098</b>	<b>10:51:42.269</b>
2 -	1:43.408	+ 2.310	10:44:53.553	7 -	1:41.236	+ 0.138
3 -	1:42.694	+ 1.596	10:46:36.247	8 -	1:44.029	+ 2.931
4 -	1:42.420	+ 1.322	10:48:18.667	9 -	1:41.374	+ 0.276
5 -	1:42.504	+ 1.406	10:50:01.171			10:56:48.908
<b>29</b>	<b>William SHARMAN</b> Caterham Mega Graduate/1600					
1 -	1:52.917	+ 11.085	10:43:33.507	6 -	1:42.837	+ 1.005
2 -	1:44.456	+ 2.624	10:45:17.963	7 -	1:42.013	+ 0.181
3 -	1:42.260	+ 0.428	10:47:00.223	8 -	<b>1:41.832</b>	
4 -	1:43.160	+ 1.328	10:48:43.383	9 -	1:42.225	+ 0.393
5 -	1:41.947	+ 0.115	10:50:25.330			10:57:14.237
<b>30</b>	<b>Paul HUDSON</b> Caterham Mega Graduate/1600					
1 -	1:50.677	+ 9.532	10:43:52.744	6 -	1:43.183	+ 2.038
2 -	1:42.321	+ 1.176	10:45:35.065	7 -	<b>1:41.145</b>	
3 -	1:41.886	+ 0.741	10:47:16.951	8 -	1:41.947	+ 0.802
4 -	1:45.836	+ 4.691	10:49:02.787	9 -	1:41.809	+ 0.664
5 -	1:42.730	+ 1.585	10:50:45.517			10:57:33.601
<b>31</b>	<b>Nick HARYETT</b> Caterham Mega Graduate/1600					
1 -	1:54.191	+ 11.201	10:43:24.881	6 -	1:43.824	+ 0.834
2 -	1:45.583	+ 2.593	10:45:10.464	7 -	1:43.918	+ 0.928
3 -	1:44.415	+ 1.425	10:46:54.879	8 -	1:43.877	+ 0.887
4 -	1:45.190	+ 2.200	10:48:40.069	9 -	<b>1:42.990</b>	
5 -	1:43.795	+ 0.805	10:50:23.864			<b>10:57:18.473</b>
<b>35</b>	<b>Bob WILSON</b> Caterham Mega Graduate/1600					
1 -	1:49.218	+ 6.952	10:43:16.289	6 -	<b>1:42.266</b>	<b>10:51:52.503</b>
2 -	1:43.474	+ 1.208	10:44:59.763	7 -	1:42.983	+ 0.717
3 -	1:43.865	+ 1.599	10:46:43.628	8 -	1:42.946	+ 0.680
4 -	1:43.041	+ 0.775	10:48:26.669	9 -	1:42.771	+ 0.505
5 -	1:43.568	+ 1.302	10:50:10.237			10:57:01.203
<b>36</b>	<b>James CARVEY</b> Caterham Mega Graduate/1600					
1 -	1:49.736	+ 7.643	10:43:21.239	6 -	1:42.856	+ 0.763
2 -	1:44.090	+ 1.997	10:45:05.329	7 -	1:42.667	+ 0.574
3 -	1:44.645	+ 2.552	10:46:49.974	8 -	1:42.591	+ 0.498
4 -	1:42.971	+ 0.878	10:48:32.945	9 -	<b>1:42.093</b>	
5 -	1:42.780	+ 0.687	10:50:15.725			<b>10:57:05.932</b>

Anglesey International  
Circuit Length = 2.1000 miles  
Start: 10:40 End: 10:57

Weather / Track : Cloudy / Dry

## Caterham Graduates (Mega Class)

### QUALIFYING - RACE 11 - LAP ANALYSIS

<b>38</b>	<b>Matthew BURROWS</b>		Caterham Mega Graduate/1600				
1 -	1:49.614	+ 7.965	10:43:13.043	6 -	1:42.368	+ 0.719	10:51:49.336
2 -	1:44.663	+ 3.014	10:44:57.706	7 -	1:42.003	+ 0.354	10:53:31.339
3 -	1:42.447	+ 0.798	10:46:40.153	8 -	1:43.905	+ 2.256	10:55:15.244
4 -	1:43.391	+ 1.742	10:48:23.544	9 -	<b>1:41.649</b>		<b>10:56:56.893</b>
5 -	1:43.424	+ 1.775	10:50:06.968				
<b>43</b>	<b>Mick PALFREY</b>		Caterham Mega Graduate/1600				
1 -	1:53.036	+ 10.563	10:43:35.520	6 -	1:43.381	+ 0.908	10:52:18.919
2 -	1:46.544	+ 4.071	10:45:22.064	7 -	1:43.274	+ 0.801	10:54:02.193
3 -	1:45.370	+ 2.897	10:47:07.434	8 -	1:45.055	+ 2.582	10:55:47.248
4 -	1:44.152	+ 1.679	10:48:51.586	9 -	<b>1:42.473</b>		<b>10:57:29.721</b>
5 -	1:43.952	+ 1.479	10:50:35.538				
<b>47</b>	<b>Andy McMILLAN</b>		Caterham Mega Graduate/1600				
1 -	2:01.439	+ 20.419	10:43:53.806	6 -	1:43.539	+ 2.519	10:52:28.252
2 -	1:43.003	+ 1.983	10:45:36.809	7 -	1:42.152	+ 1.132	10:54:10.404
3 -	1:42.315	+ 1.295	10:47:19.124	8 -	<b>1:41.020</b>		<b>10:55:51.424</b>
4 -	1:44.358	+ 3.338	10:49:03.482	9 -	1:41.170	+ 0.150	10:57:32.594
5 -	1:41.231	+ 0.211	10:50:44.713				
<b>48</b>	<b>Alwynn MORRIS</b>		Caterham Mega Graduate/1600				
1 -	1:50.235	+ 5.390	10:43:40.972	4 -	<b>1:44.845</b>		<b>10:48:56.480</b>
2 -	1:45.777	+ 0.932	10:45:26.749	5 -	5:27.792	+ 3:42.947	10:54:24.272
3 -	1:44.886	+ 0.041	10:47:11.635	6 -	1:45.242	+ 0.397	10:56:09.514
<b>50</b>	<b>Keith CHANTER</b>		Caterham Mega Graduate/1600				
1 -	1:50.854	+ 8.875	10:43:44.418	6 -	1:42.232	+ 0.253	10:52:21.478
2 -	1:44.884	+ 2.905	10:45:29.302	7 -	1:42.460	+ 0.481	10:54:03.938
3 -	1:43.334	+ 1.355	10:47:12.636	8 -	1:42.686	+ 0.707	10:55:46.624
4 -	1:43.344	+ 1.365	10:48:55.980	9 -	<b>1:41.979</b>		<b>10:57:28.603</b>
5 -	1:43.266	+ 1.287	10:50:39.246				
<b>51</b>	<b>Barry CHANTER</b>		Caterham Mega Graduate/1600				
1 -	1:51.087	+ 9.463	10:43:25.876	6 -	1:43.068	+ 1.444	10:52:05.357
2 -	1:45.626	+ 4.002	10:45:11.502	7 -	1:42.584	+ 0.960	10:53:47.941
3 -	1:44.481	+ 2.857	10:46:55.983	8 -	1:42.385	+ 0.761	10:55:30.326
4 -	1:43.635	+ 2.011	10:48:39.618	9 -	<b>1:41.624</b>		<b>10:57:11.950</b>
5 -	1:42.671	+ 1.047	10:50:22.289				
<b>53</b>	<b>Robert DRAPER</b>		Caterham Mega Graduate/1600				
1 -	1:50.927	+ 8.772	10:43:39.758	6 -	1:43.051	+ 0.896	10:52:15.100
2 -	1:43.861	+ 1.706	10:45:23.619	7 -	1:42.322	+ 0.167	10:53:57.422
3 -	1:43.180	+ 1.025	10:47:06.799	8 -	1:42.843	+ 0.688	10:55:40.265
4 -	1:43.095	+ 0.940	10:48:49.894	9 -	1:43.418	+ 1.263	10:57:23.683
5 -	<b>1:42.155</b>		<b>10:50:32.049</b>				
<b>54</b>	<b>Peter FRITH</b>		Caterham Mega Graduate/1600				
1 -	1:52.235	+ 10.589	10:43:28.231	6 -	1:47.588	+ 5.942	10:52:09.238
2 -	1:43.871	+ 2.225	10:45:12.102	7 -	1:41.775	+ 0.129	10:53:51.013
3 -	1:43.278	+ 1.632	10:46:55.380	8 -	2:01.530	+ 19.884	10:55:52.543
4 -	1:43.259	+ 1.613	10:48:38.639	9 -	<b>1:41.646</b>		<b>10:57:34.189</b>
5 -	1:43.011	+ 1.365	10:50:21.650				
<b>62</b>	<b>Stephen PATTEMORE</b>		Caterham Mega Graduate/1600				
1 -	1:58.123	+ 13.155	10:43:40.864	5 -	1:48.838	+ 3.870	10:50:59.673
2 -	1:51.893	+ 6.925	10:45:32.757	6 -	<b>1:44.968</b>		<b>10:52:44.641</b>
3 -	1:47.781	+ 2.813	10:47:20.538	7 -	1:45.482	+ 0.514	10:54:30.123
4 -	1:50.297	+ 5.329	10:49:10.835				
<b>68</b>	<b>Stuart SIMPSON</b>		Caterham Mega Graduate/1600				
1 -	1:51.272	+ 10.054	10:43:08.318	6 -	1:41.833	+ 0.615	10:51:42.829
2 -	1:43.096	+ 1.878	10:44:51.414	7 -	<b>1:41.218</b>		<b>10:53:24.047</b>

Anglesey International  
Circuit Length = 2.1000 miles  
Start: 10:40 End: 10:57

Weather / Track : Cloudy / Dry

## Caterham Graduates (Mega Class)

### QUALIFYING - RACE 11 - LAP ANALYSIS

3 -	1:43.395	+ 2.177	10:46:34.809	8 -	1:42.451	+ 1.233	10:55:06.498
4 -	1:42.436	+ 1.218	10:48:17.245	9 -	1:42.070	+ 0.852	10:56:48.568
5 -	1:43.751	+ 2.533	10:50:00.996				



# Caterham Graduates (Mega Class)

## RACE 11 - GRID

ROW 14	1:44.968 62 Stephen PATTEMORE	1:44.845 48 Alwynn MORRIS
ROW 13	1:43.026 10 Tom OVERTON	1:42.990 31 Nick HARYETT
ROW 12	1:42.473 43 Mick PALFREY	1:42.473 14 James BARLOW
ROW 11	1:42.280 6 John PARKER	1:42.266 35 Bob WILSON
ROW 10	1:42.254 17 Paul MANYWEATHERS	1:42.226 23 Louis REDSHAW
ROW 9	1:42.155 53 Robert DRAPER	1:42.093 36 James CARVEY
ROW 8	1:41.979 50 Keith CHANTER	1:41.832 29 William SHARMAN
ROW 7	1:41.649 38 Matthew BURROWS	1:41.646 54 Peter FRITH
ROW 6	1:41.624 51 Barry CHANTER	1:41.258 18 George LONGMUIR
ROW 5	1:41.251 11 Adrain RUSSELL	1:41.218 68 Stuart SIMPSON
ROW 4	1:41.215 19 Andrew ENNIS	1:41.213 7 Nick FROST
ROW 3	1:41.145 30 Paul HUDSON	1:41.116 22 Andrew SMITH
ROW 2	1:41.098 28 Chris FOX	1:41.020 47 Andy McMILLAN
ROW 1	1:40.984 5 Martin AMISON	1:39.955 1 Jamie ELLWOOD

**Pole**

Anglesey International  
Circuit Length = 2.1000 miles

**These results are provisional until the conclusion of any judicial and technical matters.**

Clerk of Course :

Timekeeper :

# Caterham Graduates (Mega Class)

## RACE 11 - CLASSIFICATION

POS	NO	CL	NAME	ENTRY	LAPS	TIME	GAP	DIFF	MPH	BEST	ON
1	1		<b>Jamie ELLWOOD</b>	- Caterham Mega Graduate/1600	12	20:16.347			74.58	1:40.452	4
2	47		<b>Andy McMILLAN</b>	- Caterham Mega Graduate/1600	12	20:24.755	<b>8.408</b>	8.408	74.07	1:41.276	5
3	19		<b>Andrew ENNIS</b>	- Caterham Mega Graduate/1600	12	20:27.281	<b>10.934</b>	2.526	73.91	1:40.691	8
4	5		<b>Martin AMISON</b>	- Caterham Mega Graduate/1600	12	20:27.402	<b>11.055</b>	0.121	73.91	1:40.808	5
5	30		<b>Paul HUDSON</b>	- Caterham Mega Graduate/1600	12	20:34.712	<b>18.365</b>	7.310	73.47	1:41.391	6
6	18		<b>George LONGMUIR</b>	- Caterham Mega Graduate/1600	12	20:35.829	<b>19.482</b>	1.117	73.40	1:41.769	11
7	50		<b>Keith CHANTER</b>	- Caterham Mega Graduate/1600	12	20:37.643	<b>21.296</b>	1.814	73.30	1:41.095	10
8	22		<b>Andrew SMITH</b>	- Caterham Mega Graduate/1600	12	20:37.714	<b>21.367</b>	0.071	73.29	1:41.252	9
9	11		<b>Adrain RUSSELL</b>	- Caterham Mega Graduate/1600	12	20:37.775	<b>21.428</b>	0.061	73.29	1:41.708	8
10	36		<b>James CARVEY</b>	- Caterham Mega Graduate/1600	12	20:40.047	<b>23.700</b>	2.272	73.15	1:41.605	10
11	51		<b>Barry CHANTER</b>	- Caterham Mega Graduate/1600	12	20:41.191	<b>24.844</b>	1.144	73.09	1:41.072	10
12	14		<b>James BARLOW</b>	- Caterham Mega Graduate/1600	12	20:41.542	<b>25.195</b>	0.351	73.06	1:41.564	8
13	28		<b>Chris FOX</b>	- Caterham Mega Graduate/1600	12	20:41.973	<b>25.626</b>	0.431	73.04	1:41.162	10
14	7		<b>Nick FROST</b>	- Caterham Mega Graduate/1600	12	20:46.568	<b>30.221</b>	4.595	72.77	1:40.880	10
15	54		<b>Peter FRITH</b>	- Caterham Mega Graduate/1600	12	20:46.847	<b>30.500</b>	0.279	72.75	1:41.504	10
16	29		<b>William SHARMAN</b>	- Caterham Mega Graduate/1600	12	20:47.347	<b>31.000</b>	0.500	72.72	1:41.626	9
17	17		<b>Paul MANYWEATHERS</b>	- Caterham Mega Graduate/1600	12	20:49.144	<b>32.797</b>	1.797	72.62	1:42.267	6
18	38		<b>Matthew BURROWS</b>	- Caterham Mega Graduate/1600	12	20:50.737	<b>34.390</b>	1.593	72.53	1:42.801	6
19	53		<b>Robert DRAPER</b>	- Caterham Mega Graduate/1600	12	20:57.076	<b>40.729</b>	6.339	72.16	1:42.623	10
20	31		<b>Nick HARYETT</b>	- Caterham Mega Graduate/1600	12	20:58.039	<b>41.692</b>	0.963	72.11	1:42.503	10
21	10		<b>Tom OVERTON</b>	- Caterham Mega Graduate/1600	12	20:58.876	<b>42.529</b>	0.837	72.06	1:42.771	10
22	35		<b>Bob WILSON</b>	- Caterham Mega Graduate/1600	12	20:59.151	<b>42.804</b>	0.275	72.04	1:42.663	10
23	23		<b>Louis REDSHAW</b>	- Caterham Mega Graduate/1600	12	21:05.663	<b>49.316</b>	6.512	71.67	1:43.203	4
24	62		<b>Stephen PATTEMORE</b>	- Caterham Mega Graduate/1600	12	21:10.859	<b>54.512</b>	5.196	71.38	1:43.490	8
25	48		<b>Alwynn MORRIS</b>	- Caterham Mega Graduate/1600	12	21:37.425	<b>1:21.078</b>	26.566	69.92	1:43.623	5

### NOT CLASSIFIED

DNF	68		<b>Stuart SIMPSON</b>	- Caterham Mega Graduate/1600	9	15:35.023	<b>3 laps</b>	3 laps	72.76	1:41.651	8
DNF	6		<b>John PARKER</b>	- Caterham Mega Graduate/1600	9	15:39.098	<b>3 laps</b>	4.075	72.45	1:41.933	8
DNF	43		<b>Mick PALFREY</b>	- Caterham Mega Graduate/1600	1	1:53.710	<b>11 laps</b>	8 laps	66.48	1:47.730	1

### FASTEST LAP

	1		<b>Jamie ELLWOOD</b>	- Caterham Mega Graduate/1600	4	1:40.452		75.25 mph		121.11 kph	
--	---	--	----------------------	-------------------------------	---	----------	--	-----------	--	------------	--

Weather / Track : Bright / Dry

These results are provisional until the conclusion of any judicial and technical matters.

Anglesey International  
Circuit Length = 2.1000 miles  
Start: 14:16 End: 14:38

Clerk of Course :

Timekeeper :

# Caterham Graduates (Mega Class)

## RACE 11 - LAP CHART

Lap 1			Lap 2			Lap 3			Lap 4			Lap 5		
No	Behind	Laptime	No	Behind	Laptime	No	Behind	Laptime	No	Behind	Laptime	No	Behind	Laptime
1		1:43.385	1		1:41.323	1		1:40.916	1		1:40.452	1		1:40.817
47	1.541	1:44.925	47	2.787	1:42.569	47	3.762	1:41.891	47	5.176	1:41.866	47	5.635	1:41.276
28	2.426	1:45.553	22	3.479	1:42.192	22	4.179	1:41.616	22	5.422	1:41.695	22	6.115	1:41.510
22	2.610	1:44.964	28	4.458	1:43.355	30	6.100	1:41.963	5	7.207	1:41.097	5	7.198	1:40.808
5	3.196	1:46.581	5	4.864	1:42.991	5	6.562	1:42.614	19	8.189	1:41.763	19	8.480	1:41.108
19	3.408	1:45.247	30	5.053	1:42.227	19	6.878	1:42.460	18	9.944	1:42.116	18	10.961	1:41.834
68	3.829	1:45.062	19	5.334	1:43.249	68	7.345	1:42.091	30	10.169	1:44.521	30	11.322	1:41.970
30	4.149	1:46.535	68	6.170	1:43.664	18	8.280	1:42.144	7	10.720	1:42.469	7	11.765	1:41.862
7	4.562	1:46.466	7	6.915	1:43.676	7	8.703	1:42.704	68	10.991	1:44.098	68	12.054	1:41.880
18	4.994	1:46.003	18	7.052	1:43.381	11	8.862	1:42.519	11	11.190	1:42.780	11	12.345	1:41.972
11	5.161	1:46.393	11	7.259	1:43.421	54	9.529	1:42.914	54	11.535	1:42.458	54	13.130	1:42.412
54	5.661	1:46.287	54	7.531	1:43.193	50	11.392	1:42.465	50	12.921	1:41.981	50	13.398	1:41.294
38	6.942	1:47.568	38	9.430	1:43.811	36	12.192	1:43.404	36	13.703	1:41.963	36	14.955	1:42.069
36	7.094	1:46.907	36	9.704	1:43.933	51	12.906	1:43.524	38	15.656	1:43.043	14	17.822	1:42.745
50	7.565	1:47.542	50	9.843	1:43.601	38	13.065	1:44.551	14	15.894	1:43.007	38	18.720	1:43.881
23	7.655	1:46.899	51	10.298	1:43.829	14	13.339	1:43.602	29	16.911	1:43.711	28	18.875	1:42.525
51	7.792	1:48.602	29	10.538	1:43.625	29	13.652	1:44.030	51	17.076	1:44.622	51	19.143	1:42.884
29	8.236	1:48.119	14	10.653	1:43.119	28	13.817	1:50.275	28	17.167	1:43.802	29	19.544	1:43.450
14	8.857	1:47.424	23	13.408	1:47.076	17	16.854	1:44.090	17	19.075	1:42.673	17	20.544	1:42.286
43	9.081	1:47.730	10	13.522	1:45.253	10	17.240	1:44.634	10	20.184	1:43.396	6	21.570	1:42.185
17	9.491	1:49.017	17	13.680	1:45.512	6	17.414	1:44.276	6	20.202	1:43.240	23	24.256	1:44.347
10	9.592	1:48.079	6	14.054	1:45.363	23	17.975	1:45.483	23	20.726	1:43.203	10	24.551	1:45.184
6	10.014	1:49.237	35	14.560	1:45.515	31	18.273	1:44.190	35	21.396	1:43.506	31	24.801	1:43.776
35	10.368	1:49.761	31	14.999	1:45.062	35	18.342	1:44.698	31	21.842	1:44.021	35	25.191	1:44.612
53	10.821	1:50.719	53	15.679	1:46.181	53	18.720	1:43.957	53	22.537	1:44.269	53	25.569	1:43.849
48	10.829	1:49.107	62	17.281	1:46.836	62	22.083	1:45.718	62	27.375	1:45.744	62	31.187	1:44.629
31	11.260	1:49.635	48	24.956	1:55.450	48	28.428	1:44.388	48	32.578	1:44.602	48	35.384	1:43.623
62	11.768	1:48.970												

# Caterham Graduates (Mega Class)

## RACE 11 - LAP CHART

Lap 6			Lap 7			Lap 8			Lap 9			Lap 10		
No	Behind	Laptime	No	Behind	Laptime	No	Behind	Laptime	No	Behind	Laptime	No	Behind	Laptime
1		1:40.944	1		1:41.152	1		1:41.321	1		1:40.861	1		1:41.040
47	6.124	1:41.433	47	6.917	1:41.945	47	6.976	1:41.380	47	7.465	1:41.350	47	8.386	1:41.961
22	6.558	1:41.387	22	7.315	1:41.909	22	7.366	1:41.372	22	7.757	1:41.252	5	9.094	1:41.747
5	7.216	1:40.962	5	7.924	1:41.860	5	8.379	1:41.776	5	8.387	1:40.869	19	9.725	1:41.916
19	9.046	1:41.510	19	9.404	1:41.510	19	8.774	1:40.691	19	8.849	1:40.936	22	11.260	1:44.543
30	11.769	1:41.391	30	12.556	1:41.939	30	13.520	1:42.285	30	15.628	1:42.969	30	16.536	1:41.948
18	12.569	1:42.552	18	13.659	1:42.242	18	14.174	1:41.836	18	16.343	1:43.030	18	17.496	1:42.193
11	13.113	1:41.712	11	14.031	1:42.070	11	14.418	1:41.708	11	16.508	1:42.951	11	17.497	1:42.029
68	14.315	1:43.205	68	15.043	1:41.880	68	15.373	1:41.651	50	17.932	1:42.367	50	17.987	1:41.095
54	14.646	1:42.460	50	15.938	1:42.088	50	16.426	1:41.809	54	18.231	1:41.527	54	18.695	1:41.504
50	15.002	1:42.548	54	16.711	1:43.217	54	17.565	1:42.175	36	18.709	1:41.626	36	19.274	1:41.605
36	15.981	1:41.970	36	17.322	1:42.493	36	17.944	1:41.943	7	19.897	1:41.007	7	19.737	1:40.880
7	18.201	1:47.380	7	19.216	1:42.167	7	19.751	1:41.856	14	21.805	1:42.164	51	23.065	1:41.072
14	19.486	1:42.608	14	20.259	1:41.925	14	20.502	1:41.564	68	22.608	1:48.096	14	23.594	1:42.829
38	20.577	1:42.801	51	22.246	1:42.646	51	22.364	1:41.439	51	23.033	1:41.530	28	23.892	1:41.162
51	20.752	1:42.553	28	22.535	1:42.711	28	22.811	1:41.597	28	23.770	1:41.820	29	29.058	1:42.516
28	20.976	1:43.045	38	23.067	1:43.642	6	24.602	1:41.933	6	26.683	1:42.942	38	29.366	1:43.283
29	21.733	1:43.133	17	23.696	1:42.981	38	24.962	1:43.216	38	27.123	1:43.022	17	29.741	1:42.924
17	21.867	1:42.267	6	23.990	1:42.446	17	25.256	1:42.881	29	27.582	1:41.626	10	37.699	1:42.771
6	22.696	1:42.070	29	25.925	1:45.344	29	26.817	1:42.213	17	27.857	1:43.462	53	37.881	1:42.623
10	28.138	1:44.531	10	31.223	1:44.237	10	33.386	1:43.484	10	35.968	1:43.443	31	38.587	1:42.503
53	29.653	1:45.028	53	31.376	1:42.875	53	33.455	1:43.400	53	36.298	1:43.704	35	39.113	1:42.663
35	30.233	1:45.986	31	32.518	1:43.127	31	33.927	1:42.730	31	37.124	1:44.058	23	45.262	1:43.639
31	30.543	1:46.686	35	32.900	1:43.819	35	34.427	1:42.848	35	37.490	1:43.924	62	47.689	1:43.886
23	34.451	1:51.139	23	37.167	1:43.868	23	39.537	1:43.691	23	42.663	1:43.987	48	1:09.500	1:45.046
62	36.325	1:46.082	62	39.558	1:44.385	62	41.727	1:43.490	62	44.843	1:43.977			
48	47.590	1:53.150	48	51.120	1:44.682	48	1:00.867	1:51.068	48	1:05.494	1:45.488			

# Caterham Graduates (Mega Class)

## RACE 11 - LAP CHART

Lap 11			Lap 12		
No	Behind	Laptime	No	Behind	Laptime
1		1:41.311	1		1:41.581
47	8.560	1:41.485	47	8.408	1:41.429
5	9.109	1:41.326	19	10.934	1:43.041
19	9.474	1:41.060	5	11.055	1:43.527
22	17.264	1:47.315	30	18.365	1:42.527
30	17.419	1:42.194	18	19.482	1:43.109
18	17.954	1:41.769	50	21.296	1:44.743
50	18.134	1:41.458	22	21.367	1:45.684
11	18.744	1:42.558	11	21.428	1:44.265
36	21.269	1:43.306	36	23.700	1:44.012
51	24.338	1:42.584	51	24.844	1:42.087
14	24.491	1:42.208	14	25.195	1:42.285
28	24.666	1:42.085	28	25.626	1:42.541
7	28.943	1:50.517	7	30.221	1:42.859
54	29.077	1:51.693	54	30.500	1:43.004
29	29.911	1:42.164	29	31.000	1:42.670
38	30.945	1:42.890	17	32.797	1:42.986
17	31.392	1:42.962	38	34.390	1:45.026
53	39.397	1:42.827	53	40.729	1:42.913
31	40.108	1:42.832	31	41.692	1:43.165
10	40.707	1:44.319	10	42.529	1:43.403
35	41.266	1:43.464	35	42.804	1:43.119
23	47.588	1:43.637	23	49.316	1:43.309
62	50.632	1:44.254	62	54.512	1:45.461
48	1:17.442	1:49.253	48	1:21.078	1:45.217