



# CLUBMANS RACE WEEKEND

**Pembrey**

**28<sup>th</sup> & 29<sup>th</sup> June 2008**



**SPORTS TIMING**

**TIMING SOLUTIONS LTD**

**Results Provided by Timing Solutions Ltd**

**[www.tsl-timing.com](http://www.tsl-timing.com)**

# Nippon Challenge

## QUALIFYING FOR RACE 1 - CLASSIFICATION

POS	NO	CL	NAME	ENTRY	TIME	ON	LAPS	GAP	DIFF	MPH
1	7	B	Tony CROSSLEY	Mazda RX7	1:05.634	15	17			79.85
2	23	E	Graham POULTNEY	Subaru Impreza Sti	1:07.173	5	8	1.539	1.539	78.02
3	86	F	Chris HUNTLEY	Toyota MR2	1:07.463	5	12	1.829	0.290	77.68
4	36	B	Maxim TAYLOR	Mazda RX7	1:08.165	4	11	2.531	0.702	76.88
5	18	A	Dixon CHENG	Honda Integra	1:08.266	15	17	2.632	0.101	76.77
6	24	E	Alex GASSMAN	Subaru Impreza	1:09.416	2	17	3.782	1.150	75.50
7	1	B	Jonathan GREENSMITH	Mazda MX-5	1:10.630	4	17	4.996	1.214	74.20
8	3	B	Tom ROCHE	Mazda MX-5	1:10.755	5	14	5.121	0.125	74.07
9	66	B	Carl POWELL	Mazda MX-5	1:11.395	6	10	5.761	0.640	73.41
10	25	B	Chris LONGMORE	Mazda MX-5	1:11.580	4	16	5.946	0.185	73.22
11	99	B	Jonathan BLAKE	Mazda MX-5	1:11.793	4	16	6.159	0.213	73.00
12	2	B	Jenny GARRETT	Mazda MX-5	1:11.865	4	15	6.231	0.072	72.93
13	77	B	Kevin MIDDLETON	Mazda MX-5	1:12.024	4	16	6.390	0.159	72.76
14	88	B	Simon McALPINE	Mazda MX-5	1:12.048	13	16	6.414	0.024	72.74
15	55	B	Martin STEVINSON	Mazda MX-5	1:12.057	10	16	6.423	0.009	72.73
16	78	B	Scot KIRLEW	Mazda MX-5	1:12.102	9	12	6.468	0.045	72.69
17	72	B	Andrew CLARKSON	Mazda MX-5	1:12.146	4	16	6.512	0.044	72.64
18	80	B	Sam HILL	Mazda MX-5	1:12.207	5	16	6.573	0.061	72.58
19	51	F	Adam LOCKWOOD	Toyota MR2	1:13.153	4	14	7.519	0.946	71.64
20	22	F	Ross STONER	Toyota MR2	1:13.496	4	4	7.862	0.343	71.31
21	35	F	Rob JEFFERIES	Toyota MK1 B	1:13.808	2	16	8.174	0.312	71.01
22	67	B	BAILEY/CARRIGAN	Mazda MX5	1:14.161	5	14	8.527	0.353	70.67
23	17	F	Gareth NEWTON	Toyota MR2	1:14.897	14	16	9.263	0.736	69.97
24	14	F	Karen PHILLIPS	Toyota MR2	1:15.622	12	16	9.988	0.725	69.30
25	28	F	Nick WINTER	Toyota MR2	1:16.989	12	15	11.355	1.367	68.07
26	19	F	Nick REED	Toyota MR2	1:18.389	5	15	12.755	1.400	66.86

Weather / Track : Overcast / Dry

These results are provisional until the conclusion of any judicial and technical matters.

Pembrey  
Circuit Length = 1.4559 miles  
Start: 11:01 End: 11:23

Clerk of Course :		Timekeeper :
-------------------	--	--------------

# Nippon Challenge

## QUALIFYING FOR RACE 1 - LAP ANALYSIS

<b>1</b>	<b>Jonathan GREENSMITH</b>			<b>Mazda MX-5</b>			
1 -	1:13.541	+ 2.911	11:03:54.175	10 -	1:11.051	+ 0.421	11:14:36.822
2 -	1:13.105	+ 2.475	11:05:07.280	11 -	1:11.100	+ 0.470	11:15:47.922
3 -	1:12.419	+ 1.789	11:06:19.699	12 -	1:11.771	+ 1.141	11:16:59.693
4 -	<b>1:10.630</b>		<b>11:07:30.329</b>	13 -	1:11.116	+ 0.486	11:18:10.809
5 -	1:11.193	+ 0.563	11:08:41.522	14 -	1:11.498	+ 0.868	11:19:22.307
6 -	1:11.376	+ 0.746	11:09:52.898	15 -	1:10.880	+ 0.250	11:20:33.187
7 -	1:10.751	+ 0.121	11:11:03.649	16 -	1:12.314	+ 1.684	11:21:45.501
8 -	1:10.809	+ 0.179	11:12:14.458	17 -	1:11.315	+ 0.685	11:22:56.816
9 -	1:11.313	+ 0.683	11:13:25.771				
<b>2</b>	<b>Jenny GARRETT</b>			<b>Mazda MX-5</b>			
1 -	1:13.996	+ 2.131	11:03:51.552	9 -	1:12.206	+ 0.341	11:13:39.777
2 -	1:12.180	+ 0.315	11:05:03.732	10 -	1:14.210	+ 2.345	11:14:53.987
3 -	1:14.365	+ 2.500	11:06:18.097	11 -	1:12.778	+ 0.913	11:16:06.765
4 -	<b>1:11.865</b>		<b>11:07:29.962</b>	12 -	1:17.185	+ 5.320	11:17:23.950
5 -	1:20.895	+ 9.030	11:08:50.857	13 -	1:13.758	+ 1.893	11:18:37.708
6 -	1:12.247	+ 0.382	11:10:03.104	14 -	1:13.780	+ 1.915	11:19:51.488
7 -	1:12.043	+ 0.178	11:11:15.147	15 -	1:12.815	+ 0.950	11:21:04.303
8 -	1:12.424	+ 0.559	11:12:27.571				
<b>3</b>	<b>Tom ROCHE</b>			<b>Mazda MX-5</b>			
1 -	1:12.899	+ 2.144	11:03:47.532	8 -	1:11.985	+ 1.230	11:12:07.387
2 -	1:11.372	+ 0.617	11:04:58.904	9 -	1:11.801	+ 1.046	11:13:19.188
3 -	1:11.206	+ 0.451	11:06:10.110	10 -	1:11.099	+ 0.344	11:14:30.287
4 -	1:11.724	+ 0.969	11:07:21.834	11 -	3:14.311	+ 2:03.556	11:17:44.598
5 -	<b>1:10.755</b>		<b>11:08:32.589</b>	12 -	1:10.944	+ 0.189	11:18:55.542
6 -	1:11.473	+ 0.718	11:09:44.062	13 -	1:12.970	+ 2.215	11:20:08.512
7 -	1:11.340	+ 0.585	11:10:55.402	14 -	1:12.808	+ 2.053	11:21:21.320
<b>7</b>	<b>Tony CROSSLEY</b>			<b>Mazda RX7</b>			
1 -	1:11.312	+ 5.740	11:03:33.588	10 -	1:08.313	+ 2.741	11:14:03.318
2 -	1:08.381	+ 2.809	11:04:41.969	11 -	1:09.259	+ 3.687	11:15:12.577
3 -	1:06.700	+ 1.128	11:05:48.669	12 -	1:08.201	+ 2.629	11:16:20.778
4 -	1:09.806	+ 4.234	11:06:58.475	13 -	1:07.091	+ 1.519	11:17:27.869
5 -	1:06.157	+ 0.585	11:08:04.632	14 -	1:08.136	+ 2.564	11:18:36.005
6 -	1:26.287	+ 20.715	11:09:30.919	15 -	1:05.634	+ 0.062	11:19:41.639
7 -	1:08.109	+ 2.537	11:10:39.028	16 -	<b>1:05.572</b>		<b>11:20:47.211</b>
8 -	1:07.894	+ 2.322	11:11:46.922	17 -	1:07.021	+ 1.449	11:21:54.232
9 -	1:08.083	+ 2.511	11:12:55.005				
<b>14</b>	<b>Karen PHILLIPS</b>			<b>Toyota MR2</b>			
1 -	1:21.160	+ 5.538	11:03:45.396	9 -	1:17.838	+ 2.216	11:14:09.403
2 -	1:17.058	+ 1.436	11:05:02.454	10 -	1:17.107	+ 1.485	11:15:26.510
3 -	1:17.965	+ 2.343	11:06:20.419	11 -	1:17.733	+ 2.111	11:16:44.243
4 -	1:19.731	+ 4.109	11:07:40.150	12 -	<b>1:15.622</b>		<b>11:17:59.865</b>
5 -	1:18.317	+ 2.695	11:08:58.467	13 -	1:16.870	+ 1.248	11:19:16.735
6 -	1:17.055	+ 1.433	11:10:15.522	14 -	1:16.190	+ 0.568	11:20:32.925
7 -	1:19.936	+ 4.314	11:11:35.458	15 -	1:17.213	+ 1.591	11:21:50.138
8 -	1:16.107	+ 0.485	11:12:51.565	16 -	1:16.154	+ 0.532	11:23:06.292
<b>17</b>	<b>Gareth NEWTON</b>			<b>Toyota MR2</b>			
1 -	1:17.919	+ 3.044	11:03:53.483	9 -	1:17.286	+ 2.411	11:14:11.467
2 -	1:17.105	+ 2.230	11:05:10.588	10 -	1:15.466	+ 0.591	11:15:26.933
3 -	1:15.764	+ 0.889	11:06:26.352	11 -	1:17.685	+ 2.810	11:16:44.618
4 -	1:16.050	+ 1.175	11:07:42.402	12 -	1:15.477	+ 0.602	11:18:00.095
5 -	1:17.085	+ 2.210	11:08:59.487	13 -	1:15.787	+ 0.912	11:19:15.882
6 -	1:16.443	+ 1.568	11:10:15.930	14 -	1:14.897	+ 0.022	11:20:30.779
7 -	1:19.872	+ 4.997	11:11:35.802	15 -	1:15.705	+ 0.830	11:21:46.484
8 -	1:18.379	+ 3.504	11:12:54.181	16 -	<b>1:14.875</b>		<b>11:23:01.359</b>
<b>18</b>	<b>Dixon CHENG</b>			<b>Honda Integra</b>			
1 -	1:10.901	+ 2.635	11:03:27.409	10 -	1:10.673	+ 2.407	11:14:03.837

Pembrey  
Circuit Length = 1.4559 miles  
Start: 11:01 End: 11:23

# Nippon Challenge

## QUALIFYING FOR RACE 1 - LAP ANALYSIS

2 -	1:09.828	+ 1.562	11:04:37.237	11 -	1:10.148	+ 1.882	11:15:13.985
3 -	1:10.707	+ 2.441	11:05:47.944	12 -	1:15.669	+ 7.403	11:16:29.654
4 -	1:10.324	+ 2.058	11:06:58.268	13 -	1:12.233	+ 3.967	11:17:41.887
5 -	1:09.229	+ 0.963	11:08:07.497	14 -	1:10.053	+ 1.787	11:18:51.940
6 -	1:12.722	+ 4.456	11:09:20.219	15 -	<b>1:08.266</b>		<b>11:20:00.206</b>
7 -	1:10.283	+ 2.017	11:10:30.502	16 -	1:09.914	+ 1.648	11:21:10.120
8 -	1:11.478	+ 3.212	11:11:41.980	17 -	1:09.332	+ 1.066	11:22:19.452
9 -	1:11.184	+ 2.918	11:12:53.164				
<b>19</b>	<b>Nick REED</b> Toyota MR2						
1 -	1:24.959	+ 6.570	11:03:51.356	9 -	1:19.600	+ 1.211	11:14:36.014
2 -	1:18.909	+ 0.520	11:05:10.265	10 -	1:22.045	+ 3.656	11:15:58.059
3 -	1:22.394	+ 4.005	11:06:32.659	11 -	1:18.974	+ 0.585	11:17:17.033
4 -	1:18.477	+ 0.088	11:07:51.136	12 -	1:19.476	+ 1.087	11:18:36.509
5 -	<b>1:18.389</b>		<b>11:09:09.525</b>	13 -	1:20.025	+ 1.636	11:19:56.534
6 -	1:18.989	+ 0.600	11:10:28.514	14 -	1:19.805	+ 1.416	11:21:16.339
7 -	1:26.698	+ 8.309	11:11:55.212	15 -	1:21.956	+ 3.567	11:22:38.295
8 -	1:21.202	+ 2.813	11:13:16.414				
<b>22</b>	<b>Ross STONER</b> Toyota MR2						
1 -	1:16.389	+ 2.893	11:03:26.490	3 -	1:14.374	+ 0.878	11:05:57.523
2 -	1:16.659	+ 3.163	11:04:43.149	4 -	<b>1:13.496</b>		<b>11:07:11.019</b>
<b>23</b>	<b>Graham POULTNEY</b> Subaru Impreza Sti						
1 -	1:10.931	+ 3.758	11:03:23.972	5 -	<b>1:07.173</b>		<b>11:08:27.125</b>
2 -	1:07.820	+ 0.647	11:04:31.792	6 -	1:09.312	+ 2.139	11:09:36.437
3 -	1:29.755	+ 22.582	11:06:01.547	7 -	1:09.321	+ 2.148	11:10:45.758
4 -	1:18.405	+ 11.232	11:07:19.952	8 -	1:07.767	+ 0.594	11:11:53.525
<b>24</b>	<b>Alex GASSMAN</b> Subaru Impreza						
1 -	1:11.296	+ 1.880	11:03:27.014	10 -	1:10.615	+ 1.199	11:14:06.833
2 -	<b>1:09.416</b>		<b>11:04:36.430</b>	11 -	1:09.713	+ 0.297	11:15:16.546
3 -	1:11.431	+ 2.015	11:05:47.861	12 -	1:09.609	+ 0.193	11:16:26.155
4 -	1:12.223	+ 2.807	11:07:00.084	13 -	1:09.718	+ 0.302	11:17:35.873
5 -	1:09.494	+ 0.078	11:08:09.578	14 -	1:09.633	+ 0.217	11:18:45.506
6 -	1:12.609	+ 3.193	11:09:22.187	15 -	1:13.754	+ 4.338	11:19:59.260
7 -	1:11.058	+ 1.642	11:10:33.245	16 -	1:11.541	+ 2.125	11:21:10.801
8 -	1:10.040	+ 0.624	11:11:43.285	17 -	1:13.589	+ 4.173	11:22:24.390
9 -	1:12.933	+ 3.517	11:12:56.218				
<b>25</b>	<b>Chris LONGMORE</b> Mazda MX-5						
1 -	1:14.103	+ 2.523	11:04:05.373	9 -	1:24.082	+ 12.502	11:13:59.521
2 -	1:12.055	+ 0.475	11:05:17.428	10 -	1:11.890	+ 0.310	11:15:11.411
3 -	1:12.247	+ 0.667	11:06:29.675	11 -	1:12.346	+ 0.766	11:16:23.757
4 -	<b>1:11.580</b>		<b>11:07:41.255</b>	12 -	1:13.301	+ 1.721	11:17:37.058
5 -	1:12.721	+ 1.141	11:08:53.976	13 -	1:12.476	+ 0.896	11:18:49.534
6 -	1:11.708	+ 0.128	11:10:05.684	14 -	1:13.715	+ 2.135	11:20:03.249
7 -	1:11.803	+ 0.223	11:11:17.487	15 -	1:18.667	+ 7.087	11:21:21.916
8 -	1:17.952	+ 6.372	11:12:35.439	16 -	1:13.273	+ 1.693	11:22:35.189
<b>28</b>	<b>Nick WINTER</b> Toyota MR2						
1 -	1:22.224	+ 5.511	11:04:11.366	9 -	1:17.388	+ 0.675	11:14:45.984
2 -	1:17.691	+ 0.978	11:05:29.057	10 -	1:17.141	+ 0.428	11:16:03.125
3 -	1:17.716	+ 1.003	11:06:46.773	11 -	1:17.447	+ 0.734	11:17:20.572
4 -	1:17.779	+ 1.066	11:08:04.552	12 -	1:16.989	+ 0.276	11:18:37.561
5 -	1:26.286	+ 9.573	11:09:30.838	13 -	1:17.810	+ 1.097	11:19:55.371
6 -	1:19.392	+ 2.679	11:10:50.230	14 -	1:18.331	+ 1.618	11:21:13.702
7 -	1:18.867	+ 2.154	11:12:09.097	15 -	<b>1:16.713</b>		<b>11:22:30.415</b>
8 -	1:19.499	+ 2.786	11:13:28.596				
<b>35</b>	<b>Rob JEFFERIES</b> Toyota MK1 B						
1 -	1:17.089	+ 3.281	11:03:49.707	9 -	1:19.779	+ 5.971	11:13:54.380
2 -	<b>1:13.808</b>		<b>11:05:03.515</b>	10 -	1:14.097	+ 0.289	11:15:08.477
3 -	1:17.293	+ 3.485	11:06:20.808	11 -	1:14.731	+ 0.923	11:16:23.208

Pembrey  
Circuit Length = 1.4559 miles  
Start: 11:01 End: 11:23

# Nippon Challenge

## QUALIFYING FOR RACE 1 - LAP ANALYSIS

4 -	1:14.559	+ 0.751	11:07:35.367	12 -	1:16.203	+ 2.395	11:17:39.411
5 -	1:16.093	+ 2.285	11:08:51.460	13 -	1:15.758	+ 1.950	11:18:55.169
6 -	1:14.093	+ 0.285	11:10:05.553	14 -	1:14.787	+ 0.979	11:20:09.956
7 -	1:14.682	+ 0.874	11:11:20.235	15 -	1:15.007	+ 1.199	11:21:24.963
8 -	1:14.366	+ 0.558	11:12:34.601	16 -	1:15.476	+ 1.668	11:22:40.439
<b>36</b>	<b>Maxim TAYLOR</b>			<b>Mazda RX7</b>			
1 -	1:11.646	+ 3.481	11:03:31.949	7 -	1:09.998	+ 1.833	11:10:31.014
2 -	1:11.167	+ 3.002	11:04:43.116	8 -	1:09.503	+ 1.338	11:11:40.517
3 -	1:10.292	+ 2.127	11:05:53.408	9 -	1:08.360	+ 0.195	11:12:48.877
4 -	<b>1:08.165</b>		<b>11:07:01.573</b>	10 -	1:08.222	+ 0.057	11:13:57.099
5 -	1:08.557	+ 0.392	11:08:10.130	11 -	1:13.418	+ 5.253	11:15:10.517
6 -	1:10.886	+ 2.721	11:09:21.016				
<b>51</b>	<b>Adam LOCKWOOD</b>			<b>Toyota MR2</b>			
1 -	1:15.094	+ 1.941	11:03:26.865	8 -	1:14.791	+ 1.638	11:12:07.196
2 -	1:15.184	+ 2.031	11:04:42.049	9 -	1:13.661	+ 0.508	11:13:20.857
3 -	1:15.066	+ 1.913	11:05:57.115	10 -	1:13.570	+ 0.417	11:14:34.427
4 -	<b>1:13.153</b>		<b>11:07:10.268</b>	11 -	1:13.218	+ 0.065	11:15:47.645
5 -	1:13.506	+ 0.353	11:08:23.774	12 -	1:13.990	+ 0.837	11:17:01.635
6 -	1:14.465	+ 1.312	11:09:38.239	13 -	1:13.463	+ 0.310	11:18:15.098
7 -	1:14.166	+ 1.013	11:10:52.405	14 -	1:16.306	+ 3.153	11:19:31.404
<b>55</b>	<b>Martin STEVINSON</b>			<b>Mazda MX-5</b>			
1 -	1:33.309	+ 21.252	11:04:29.979	9 -	1:12.423	+ 0.366	11:14:17.410
2 -	1:14.476	+ 2.419	11:05:44.455	10 -	<b>1:12.057</b>		<b>11:15:29.467</b>
3 -	1:12.724	+ 0.667	11:06:57.179	11 -	1:13.813	+ 1.756	11:16:43.280
4 -	1:16.803	+ 4.746	11:08:13.982	12 -	1:12.812	+ 0.755	11:17:56.092
5 -	1:14.160	+ 2.103	11:09:28.142	13 -	1:12.807	+ 0.750	11:19:08.899
6 -	1:12.401	+ 0.344	11:10:40.543	14 -	1:12.177	+ 0.120	11:20:21.076
7 -	1:12.155	+ 0.098	11:11:52.698	15 -	1:12.404	+ 0.347	11:21:33.480
8 -	1:12.289	+ 0.232	11:13:04.987	16 -	1:12.413	+ 0.356	11:22:45.893
<b>66</b>	<b>Carl POWELL</b>			<b>Mazda MX-5</b>			
1 -	1:20.516	+ 9.121	11:04:28.695	6 -	<b>1:11.395</b>		<b>11:10:38.434</b>
2 -	1:12.317	+ 0.922	11:05:41.012	7 -	1:31.435	+ 20.040	11:12:09.869
3 -	1:11.953	+ 0.558	11:06:52.965	8 -	1:17.428	+ 6.033	11:13:27.297
4 -	1:11.532	+ 0.137	11:08:04.497	9 -	1:11.709	+ 0.314	11:14:39.006
5 -	1:22.542	+ 11.147	11:09:27.039	10 -	1:12.524	+ 1.129	11:15:51.530
<b>67</b>	<b>BAILEY/CARRIGAN</b>			<b>Mazda MX5</b>			
1 -	1:16.381	+ 2.220	11:03:56.089	8 -	1:16.024	+ 1.863	11:12:50.573
2 -	1:15.466	+ 1.305	11:05:11.555	9 -	1:16.889	+ 2.728	11:14:07.462
3 -	1:19.363	+ 5.202	11:06:30.918	10 -	1:15.230	+ 1.069	11:15:22.692
4 -	1:15.435	+ 1.274	11:07:46.353	11 -	1:16.606	+ 2.445	11:16:39.298
5 -	<b>1:14.161</b>		<b>11:09:00.514</b>	12 -	1:14.657	+ 0.496	11:17:53.955
6 -	1:16.500	+ 2.339	11:10:17.014	13 -	1:15.665	+ 1.504	11:19:09.620
7 -	1:17.535	+ 3.374	11:11:34.549	14 -	1:14.846	+ 0.685	11:20:24.466
<b>72</b>	<b>Andrew CLARKSON</b>			<b>Mazda MX-5</b>			
1 -	1:14.116	+ 1.970	11:04:07.597	9 -	1:16.126	+ 3.980	11:13:51.937
2 -	1:13.054	+ 0.908	11:05:20.651	10 -	1:12.985	+ 0.839	11:15:04.922
3 -	1:12.557	+ 0.411	11:06:33.208	11 -	1:12.748	+ 0.602	11:16:17.670
4 -	<b>1:12.146</b>		<b>11:07:45.354</b>	12 -	1:12.882	+ 0.736	11:17:30.552
5 -	1:13.260	+ 1.114	11:08:58.614	13 -	1:13.554	+ 1.408	11:18:44.106
6 -	1:12.328	+ 0.182	11:10:10.942	14 -	1:23.570	+ 11.424	11:20:07.676
7 -	1:12.492	+ 0.346	11:11:23.434	15 -	1:14.008	+ 1.862	11:21:21.684
8 -	1:12.377	+ 0.231	11:12:35.811	16 -	1:14.669	+ 2.523	11:22:36.353
<b>77</b>	<b>Kevin MIDDLETON</b>			<b>Mazda MX-5</b>			
1 -	1:17.813	+ 5.789	11:03:44.736	9 -	1:15.414	+ 3.390	11:13:27.220
2 -	1:13.232	+ 1.208	11:04:57.968	10 -	1:13.782	+ 1.758	11:14:41.002
3 -	1:12.489	+ 0.465	11:06:10.457	11 -	1:12.919	+ 0.895	11:15:53.921
4 -	<b>1:12.024</b>		<b>11:07:22.481</b>	12 -	1:14.817	+ 2.793	11:17:08.738

Pembrey  
Circuit Length = 1.4559 miles  
Start: 11:01 End: 11:23

# Nippon Challenge

## QUALIFYING FOR RACE 1 - LAP ANALYSIS

5 -	1:12.056	+ 0.032	11:08:34.537	13 -	1:12.670	+ 0.646	11:18:21.408
6 -	1:12.121	+ 0.097	11:09:46.658	14 -	1:14.493	+ 2.469	11:19:35.901
7 -	1:12.565	+ 0.541	11:10:59.223	15 -	1:13.434	+ 1.410	11:20:49.335
8 -	1:12.583	+ 0.559	11:12:11.806	16 -	1:13.724	+ 1.700	11:22:03.059
<b>78</b>	<b>Scot KIRLEW</b>		<b>Mazda MX-5</b>				
1 -	1:15.911	+ 3.809	11:03:40.766	7 -	1:12.586	+ 0.484	11:14:53.393
2 -	3:28.755	+ 2:16.653	11:07:09.521	8 -	1:13.743	+ 1.641	11:16:07.136
3 -	2:50.934	+ 1:38.832	11:10:00.455	9 -	<b>1:12.102</b>		<b>11:17:19.238</b>
4 -	1:12.313	+ 0.211	11:11:12.768	10 -	1:12.138	+ 0.036	11:18:31.376
5 -	1:12.122	+ 0.020	11:12:24.890	11 -	1:12.790	+ 0.688	11:19:44.166
6 -	1:15.917	+ 3.815	11:13:40.807	12 -	2:52.463	+ 1:40.361	11:22:36.629
<b>80</b>	<b>Sam HILL</b>		<b>Mazda MX-5</b>				
1 -	1:17.553	+ 5.346	11:03:43.359	9 -	1:13.708	+ 1.501	11:13:26.232
2 -	1:13.174	+ 0.967	11:04:56.533	10 -	1:12.486	+ 0.279	11:14:38.718
3 -	1:12.665	+ 0.458	11:06:09.198	11 -	1:13.225	+ 1.018	11:15:51.943
4 -	1:13.818	+ 1.611	11:07:23.016	12 -	1:13.401	+ 1.194	11:17:05.344
5 -	<b>1:12.207</b>		<b>11:08:35.223</b>	13 -	1:12.284	+ 0.077	11:18:17.628
6 -	1:12.694	+ 0.487	11:09:47.917	14 -	1:12.735	+ 0.528	11:19:30.363
7 -	1:12.371	+ 0.164	11:11:00.288	15 -	1:12.508	+ 0.301	11:20:42.871
8 -	1:12.236	+ 0.029	11:12:12.524	16 -	1:13.287	+ 1.080	11:21:56.158
<b>86</b>	<b>Chris HUNTLEY</b>		<b>Toyota MR2</b>				
1 -	1:11.247	+ 3.784	11:03:28.630	7 -	1:09.386	+ 1.923	11:10:31.963
2 -	1:09.651	+ 2.188	11:04:38.281	8 -	1:10.401	+ 2.938	11:11:42.364
3 -	1:10.015	+ 2.552	11:05:48.296	9 -	1:31.485	+ 24.022	11:13:13.849
4 -	1:18.191	+ 10.728	11:07:06.487	10 -	1:33.964	+ 26.501	11:14:47.813
5 -	<b>1:07.463</b>		<b>11:08:13.950</b>	11 -	1:17.424	+ 9.961	11:16:05.237
6 -	1:08.627	+ 1.164	11:09:22.577	12 -	1:21.192	+ 13.729	11:17:26.429
<b>88</b>	<b>Simon McALPINE</b>		<b>Mazda MX-5</b>				
1 -	1:26.509	+ 14.461	11:04:29.582	9 -	1:12.828	+ 0.780	11:14:14.935
2 -	1:12.793	+ 0.745	11:05:42.375	10 -	1:12.278	+ 0.230	11:15:27.213
3 -	1:12.524	+ 0.476	11:06:54.899	11 -	1:12.674	+ 0.626	11:16:39.887
4 -	1:12.166	+ 0.118	11:08:07.065	12 -	1:12.625	+ 0.577	11:17:52.512
5 -	1:16.609	+ 4.561	11:09:23.674	13 -	<b>1:12.048</b>		<b>11:19:04.560</b>
6 -	1:12.475	+ 0.427	11:10:36.149	14 -	1:12.358	+ 0.310	11:20:16.918
7 -	1:13.124	+ 1.076	11:11:49.273	15 -	1:12.678	+ 0.630	11:21:29.596
8 -	1:12.834	+ 0.786	11:13:02.107	16 -	1:12.478	+ 0.430	11:22:42.074
<b>99</b>	<b>Jonathan BLAKE</b>		<b>Mazda MX-5</b>				
1 -	1:22.922	+ 11.129	11:04:28.245	9 -	1:12.385	+ 0.592	11:14:12.440
2 -	1:14.558	+ 2.765	11:05:42.803	10 -	1:12.874	+ 1.081	11:15:25.314
3 -	1:11.797	+ 0.004	11:06:54.600	11 -	1:13.394	+ 1.601	11:16:38.708
4 -	<b>1:11.793</b>		<b>11:08:06.393</b>	12 -	1:12.516	+ 0.723	11:17:51.224
5 -	1:15.435	+ 3.642	11:09:21.828	13 -	1:12.863	+ 1.070	11:19:04.087
6 -	1:12.762	+ 0.969	11:10:34.590	14 -	1:13.243	+ 1.450	11:20:17.330
7 -	1:12.168	+ 0.375	11:11:46.758	15 -	1:11.999	+ 0.206	11:21:29.329
8 -	1:13.297	+ 1.504	11:13:00.055	16 -	1:12.044	+ 0.251	11:22:41.373

Pembrey  
 Circuit Length = 1.4559 miles  
 Start: 11:01 End: 11:23

# Nippon Challenge

## RACE 1 - GRID

ROW 13	1:16.713 28 Nick WINTER	1:18.389 19 Nick REED
ROW 12	1:14.875 17 Gareth NEWTON	1:15.622 14 Karen PHILLIPS
ROW 11	1:13.808 35 Rob JEFFERIES	1:14.161 67 BAILEY/CARRIGAN
ROW 10	1:13.153 51 Adam LOCKWOOD	1:13.496 22 Ross STONER
ROW 9	1:12.146 72 Andrew CLARKSON	1:12.207 80 Sam HILL
ROW 8	1:12.057 55 Martin STEVINSON	1:12.102 78 Scot KIRLEW
ROW 7	1:12.024 77 Kevin MIDDLETON	1:12.048 88 Simon McALPINE
ROW 6	1:11.793 99 Jonathan BLAKE	1:11.865 2 Jenny GARRETT
ROW 5	1:11.395 66 Carl POWELL	1:11.580 25 Chris LONGMORE
ROW 4	1:10.630 1 Jonathan GREENSMITH	1:10.755 3 Tom ROCHE
ROW 3	1:08.266 18 Dixon CHENG	1:09.416 24 Alex GASSMAN
ROW 2	1:07.463 86 Chris HUNTLEY	1:08.165 36 Maxim TAYLOR
ROW 1	1:05.572 7 Tony CROSSLEY	1:07.173 23 Graham POULTNEY

**Pole**

Pembrey  
Circuit Length = 1.4559 miles

**These results are provisional until the conclusion of any judicial and technical matters.**

Clerk of Course :

Timekeeper :

# Nippon Challenge

## RACE 5 - GRID

ROW 13	1:16.989 28 Nick WINTER	1:18.477 19 Nick REED
ROW 12	1:14.897 17 Gareth NEWTON	1:16.107 14 Karen PHILLIPS
ROW 11	1:14.374 22 Ross STONER	1:14.657 67 BAILEY/CARRIGAN
ROW 10	1:13.218 51 Adam LOCKWOOD	1:14.093 35 Rob JEFFERIES
ROW 9	1:12.236 80 Sam HILL	1:12.328 72 Andrew CLARKSON
ROW 8	1:12.155 55 Martin STEVINSON	1:12.166 88 Simon McALPINE
ROW 7	1:12.056 77 Kevin MIDDLETON	1:12.122 78 Scot KIRLEW
ROW 6	1:11.797 99 Jonathan BLAKE	1:12.043 2 Jenny GARRETT
ROW 5	1:11.532 66 Carl POWELL	1:11.708 25 Chris LONGMORE
ROW 4	1:10.751 1 Jonathan GREENSMITH	1:10.944 3 Tom ROCHE
ROW 3	1:09.229 18 Dixon CHENG	1:09.494 24 Alex GASSMAN
ROW 2	1:08.222 36 Maxim TAYLOR	1:08.627 86 Chris HUNTLEY
ROW 1	1:05.634 7 Tony CROSSLEY	1:07.767 23 Graham POULTNEY

**Pole**

Pembrey  
Circuit Length = 1.4559 miles

**These results are provisional until the conclusion of any judicial and technical matters.**

Clerk of Course :

Timekeeper :



# Nippon Challenge

## RACE 10 - GRID

ROW 13	1:17.141 28 Nick WINTER	1:18.909 19 Nick REED
ROW 12	1:16.154 14 Karen PHILLIPS	1:16.389 22 Ross STONER
ROW 11	1:14.846 67 BAILEY/CARRIGAN	1:15.466 17 Gareth NEWTON
ROW 10	1:13.463 51 Adam LOCKWOOD	1:14.097 35 Rob JEFFERIES
ROW 9	1:12.284 80 Sam HILL	1:12.377 72 Andrew CLARKSON
ROW 8	1:12.180 2 Jenny GARRETT	1:12.278 88 Simon McALPINE
ROW 7	1:12.138 78 Scot KIRLEW	1:12.177 55 Martin STEVINSON
ROW 6	1:11.999 99 Jonathan BLAKE	1:12.121 77 Kevin MIDDLETON
ROW 5	1:11.709 66 Carl POWELL	1:11.803 25 Chris LONGMORE
ROW 4	1:10.809 1 Jonathan GREENSMITH	1:11.099 3 Tom ROCHE
ROW 3	1:09.386 86 Chris HUNTLEY	1:09.609 24 Alex GASSMAN
ROW 2	1:08.360 36 Maxim TAYLOR	1:09.332 18 Dixon CHENG
ROW 1	1:06.157 7 Tony CROSSLEY	1:07.820 23 Graham POULTNEY

**Pole**

Pembrey  
Circuit Length = 1.4559 miles

**These results are provisional until the conclusion of any judicial and technical matters.**

Clerk of Course :

Timekeeper :

# Nippon Challenge

## RACE 1 - CLASSIFICATION

POS	NO	CL	NAME	ENTRY	LAPS	TIME	GAP	DIFF	MPH	BEST	ON
1	23	E	Graham POULTNEY	Subaru Impreza Sti	18	20:12.465			77.80	1:05.553	5
2	18	A	Dixon CHENG	Honda Integra	18	20:50.801	38.336	38.336	75.42	1:08.071	16
3	86	F	Chris HUNTLEY	Toyota MR2	18	21:04.888	52.423	14.087	74.58	1:07.986	9
4	24	E	Alex GASSMAN	Subaru Impreza	18	21:13.016	1:00.551	8.128	74.10	1:09.816	11
5	1	B	Jonathan GREENSMITH	Mazda MX-5	17	20:22.004	1 lap	1 lap	72.91	1:10.819	13
6	3	B	Tom ROCHE	Mazda MX-5	17	20:22.234	1 lap	0.230	72.89	1:10.771	5
7	25	B	Chris LONGMORE	Mazda MX-5	17	20:35.823	1 lap	13.589	72.09	1:11.254	3
8	2	B	Jenny GARRETT	Mazda MX-5	17	20:38.566	1 lap	2.743	71.93	1:11.314	2
9	78	B	Scott KIRLEW	Mazda MX-5	17	20:46.739	1 lap	8.173	71.46	1:11.738	4
10	66	B	Carl POWELL	Mazda MX-5	17	20:49.056	1 lap	2.317	71.33	1:12.031	2
11	55	B	Martin STEVINSON	Mazda MX-5	17	20:51.625	1 lap	2.569	71.18	1:12.238	14
12	99	B	Jonathan BLAKE	Mazda MX-5	17	20:51.627	1 lap	0.002	71.18	1:11.567	2
13	88	B	Simon McALPINE	Mazda MX-5	17	20:52.968	1 lap	1.341	71.11	1:12.202	4
14	77	B	Kevin MIDDLETON	Mazda MX-5	17	20:59.322	1 lap	6.354	70.75	1:11.888	4
15	80	B	Sam HILL	Mazda MX-5	17	21:04.217	1 lap	4.895	70.47	1:12.799	10
16	51	F	Adam LOCKWOOD	Toyota MR2	17	21:09.768	1 lap	5.551	70.16	1:12.905	7
17	72	B	Andrew CLARKSON	Mazda MX-5	17	21:13.432	1 lap	3.664	69.96	1:12.628	4
18	35	F	Rob JEFFERIES	Toyota MK1 B	17	21:20.556	1 lap	7.124	69.57	1:13.498	7
19	17	F	Gareth NEWTON	Toyota MR2	17	21:20.852	1 lap	0.296	69.56	1:13.609	7
20	67	B	BAILEY/CARRIGAN	Mazda MX5	16	20:34.448	2 laps	1 lap	67.93	1:14.777	5
21	14	F	Karen PHILLIPS	Toyota MR2	16	20:35.491	2 laps	1.043	67.87	1:15.175	12
22	28	F	Nick WINTER	Toyota MR2	16	21:05.200	2 laps	29.709	66.28	1:16.977	4
23	19	F	Nick REED	Toyota MR2	16	21:57.591	2 laps	52.391	63.64	1:18.163	15

### NOT CLASSIFIED

DNF	7	B	Tony CROSSLEY	Mazda RX7	17	19:42.253	1 lap	0.000	75.36	1:05.667	4
DNF	36	B	Maxim TAYLOR	Mazda RX7	14	17:00.069	4 laps	3 laps	71.93	1:08.105	12

### FASTEST LAP

7	B	Tony CROSSLEY	Mazda RX7	4	1:05.667	79.81 mph	128.44 kph
86	F	Chris HUNTLEY	Toyota MR2	9	1:07.986	77.09 mph	124.06 kph
18	A	Dixon CHENG	Honda Integra	16	1:08.071	76.99 mph	123.91 kph
23	E	Graham POULTNEY	Subaru Impreza Sti	5	1:05.553	79.95 mph	128.67 kph

Weather / Track : Overcast / Dry

These results are provisional until the conclusion of any judicial and technical matters.

Pembrey  
Circuit Length = 1.4559 miles  
Start: 14:29 End: 14:51

Clerk of Course :

Timekeeper :

# Nippon Challenge

## RACE 1 - LAP CHART

Lap 1			Lap 2			Lap 3			Lap 4			Lap 5		
No	Behind	Laptime	No	Behind	Laptime	No	Behind	Laptime	No	Behind	Laptime	No	Behind	Laptime
23		1:11.882	23		1:07.016	23		1:06.193	23		1:05.935	23		1:05.553
7	0.321	1:12.203	7	0.382	1:07.077	7	0.654	1:06.465	7	0.386	1:05.667	7	1.005	1:06.172
86	3.147	1:15.029	86	5.240	1:09.109	86	8.515	1:09.468	86	12.520	1:09.940	86	16.666	1:09.699
36	4.196	1:16.078	36	5.684	1:08.504	36	8.810	1:09.319	18	13.104	1:09.522	18	16.938	1:09.387
18	4.852	1:16.734	18	6.888	1:09.052	18	9.517	1:08.822	36	14.068	1:11.193	36	18.294	1:09.779
24	5.992	1:17.874	24	9.065	1:10.089	24	13.059	1:10.187	24	17.428	1:10.304	24	21.878	1:10.003
1	7.397	1:19.279	1	11.320	1:10.939	1	16.422	1:11.295	1	21.514	1:11.027	1	26.929	1:10.968
3	7.578	1:19.460	3	11.477	1:10.915	3	16.627	1:11.343	3	21.817	1:11.125	3	27.035	1:10.771
25	8.333	1:20.215	25	12.684	1:11.367	25	17.745	1:11.254	25	23.605	1:11.795	25	30.133	1:12.081
99	8.865	1:20.747	99	13.416	1:11.567	2	19.544	1:11.788	2	26.937	1:13.328	2	33.012	1:11.628
2	9.651	1:21.533	2	13.949	1:11.314	99	19.748	1:12.525	99	27.796	1:13.983	78	36.590	1:13.272
66	10.003	1:21.885	66	15.018	1:12.031	66	21.245	1:12.420	66	27.874	1:12.564	66	36.790	1:14.469
77	10.259	1:22.141	77	16.605	1:13.362	78	23.068	1:12.560	78	28.871	1:11.738	99	36.933	1:14.690
78	11.213	1:23.095	78	16.701	1:12.504	77	23.351	1:12.939	77	29.304	1:11.888	77	37.109	1:13.358
88	11.325	1:23.207	88	17.328	1:13.019	88	23.973	1:12.838	88	30.240	1:12.202	88	37.349	1:12.662
55	12.136	1:24.018	55	17.866	1:12.746	55	24.414	1:12.741	55	30.992	1:12.513	55	37.678	1:12.239
80	12.532	1:24.414	72	20.259	1:14.493	80	28.759	1:14.567	51	36.703	1:13.878	80	44.427	1:13.020
72	12.782	1:24.664	80	20.385	1:14.869	51	28.760	1:14.251	80	36.960	1:14.136	51	45.362	1:14.212
35	13.821	1:25.703	51	20.702	1:13.857	35	29.563	1:14.388	35	38.684	1:15.056	35	48.072	1:14.941
51	13.861	1:25.743	35	21.368	1:14.563	17	31.229	1:14.563	17	39.517	1:14.223	17	48.507	1:14.543
17	15.370	1:27.252	17	22.859	1:14.505	67	33.687	1:15.389	67	43.251	1:15.499	67	52.475	1:14.777
67	16.515	1:28.397	67	24.491	1:14.992	72	39.452	1:25.386	72	46.145	1:12.628	72	53.304	1:12.712
14	18.323	1:30.205	14	28.854	1:17.547	14	39.971	1:17.310	14	50.618	1:16.582	14	1:00.718	1:15.653
28	19.339	1:31.221	28	29.787	1:17.464	28	41.355	1:17.761	28	52.397	1:16.977	28	1:04.044	1:17.200
19	21.568	1:33.450	19	33.204	1:18.652	19	46.333	1:19.322	19	59.021	1:18.623			

Pembrey  
 Circuit Length = 1.4559 miles  
 Start: 14:29 End: 14:51

**Nippon Challenge**  
**RACE 1 - LAP CHART**

Lap 6			Lap 7			Lap 8			Lap 9			Lap 10		
No	Behind	Laptime	No	Behind	Laptime	No	Behind	Laptime	No	Behind	Laptime	No	Behind	Laptime
23		1:06.105	23		1:06.370	23		1:07.383	23		1:07.514	23		1:07.144
7	1.145	1:06.245	7	1.627	1:06.852	7	1.317	1:07.073	7	1.246	1:07.443	7	0.566	1:06.464
19	1 LAP	1:20.137	14	1 LAP	1:16.603	72	1 LAP	1:14.348	35	1 LAP	1:14.020	80	1 LAP	1:13.911
18	20.146	1:09.313	28	1 LAP	1:19.985	67	1 LAP	1:17.399	17	1 LAP	1:16.297	51	1 LAP	1:15.125
36	21.981	1:09.792	19	1 LAP	1:19.282	14	1 LAP	1:15.464	72	1 LAP	1:15.001	35	1 LAP	1:14.991
24	26.090	1:10.317	18	22.044	1:08.268	28	1 LAP	1:17.382	67	1 LAP	1:16.515	17	1 LAP	1:14.321
86	30.828	1:20.267	36	25.115	1:09.504	18	23.987	1:09.326	14	1 LAP	1:15.827	72	1 LAP	1:13.344
1	32.351	1:11.527	24	29.893	1:10.173	36	27.972	1:10.240	18	26.547	1:10.074	67	1 LAP	1:16.929
3	32.529	1:11.599	86	33.939	1:09.481	24	33.063	1:10.553	36	30.139	1:09.681	18	27.933	1:08.530
25	36.729	1:12.701	3	37.484	1:11.325	19	1 LAP	1:21.347	28	1 LAP	1:20.441	14	1 LAP	1:17.155
2	38.422	1:11.515	1	37.616	1:11.635	86	35.463	1:08.907	24	35.408	1:09.859	36	31.918	1:08.923
78	43.464	1:12.979	25	42.714	1:12.355	1	41.694	1:11.461	86	35.935	1:07.986	86	38.438	1:09.647
66	43.653	1:12.968	2	43.843	1:11.791	3	41.821	1:11.720	1	45.296	1:11.116	24	39.433	1:11.169
77	44.169	1:13.165	78	51.028	1:13.934	25	47.698	1:12.367	3	46.125	1:11.818	28	1 LAP	1:18.102
99	44.674	1:13.846	66	51.111	1:13.828	2	48.258	1:11.798	19	1 LAP	1:20.562	1	49.590	1:11.438
88	44.980	1:13.736	77	51.265	1:13.466	78	57.359	1:13.714	25	52.831	1:12.647	3	49.829	1:10.848
55	45.320	1:13.747	99	52.077	1:13.773	66	57.713	1:13.985	2	53.301	1:12.557	25	58.304	1:12.617
80	51.839	1:13.517	88	53.266	1:14.656	99	57.903	1:13.209	78	1:02.349	1:12.504	2	58.600	1:12.443
51	52.817	1:13.560	55	53.686	1:14.736	77	58.431	1:14.549	99	1:02.983	1:12.594	19	1 LAP	1:20.794
35	55.517	1:13.550	80	58.476	1:13.007	88	58.495	1:12.612	66	1:03.678	1:13.479	78	1:07.463	1:12.258
17	56.124	1:13.722	51	59.352	1:12.905	55	58.846	1:12.543	88	1:03.888	1:12.907			
72	1:00.885	1:13.686	35	1:02.645	1:13.498	80	1:04.110	1:13.017	55	1:04.425	1:13.093			
67	1:04.534	1:18.164	17	1:03.363	1:13.609	51	1:05.056	1:13.087	77	1:06.602	1:15.685			

Pembrey  
Circuit Length = 1.4559 miles  
Start: 14:29 End: 14:51

**Nippon Challenge**  
**RACE 1 - LAP CHART**

Lap 11			Lap 12			Lap 13			Lap 14			Lap 15		
No	Behind	Laptime	No	Behind	Laptime	No	Behind	Laptime	No	Behind	Laptime	No	Behind	Laptime
23		1:07.894	23		1:07.748	23		1:07.285	23		1:08.010	23		1:07.158
99	1 LAP	1:12.729	7	4.701	1:10.722	25	1 LAP	1:12.316	7	2.837	1:07.170	7	1.975	1:06.296
66	1 LAP	1:12.685	78	1 LAP	1:13.484	2	1 LAP	1:13.060	25	1 LAP	1:12.323	25	1 LAP	1:12.320
7	1.727	1:09.055	66	1 LAP	1:13.552	7	3.677	1:06.261	2	1 LAP	1:13.758	36	1 LAP	1:47.113 P
88	1 LAP	1:13.525	99	1 LAP	1:14.306	78	1 LAP	1:12.948	28	2 LAPS	1:19.530	2	1 LAP	1:12.380
55	1 LAP	1:14.451	88	1 LAP	1:12.993	66	1 LAP	1:12.352	78	1 LAP	1:12.111	28	2 LAPS	1:16.988
77	1 LAP	1:14.214	55	1 LAP	1:12.458	99	1 LAP	1:12.522	99	1 LAP	1:12.432	78	1 LAP	1:12.318
80	1 LAP	1:12.799	19	2 LAPS	1:23.119	88	1 LAP	1:13.416	66	1 LAP	1:12.714	66	1 LAP	1:13.501
51	1 LAP	1:13.840	77	1 LAP	1:12.220	55	1 LAP	1:12.610	88	1 LAP	1:12.993	99	1 LAP	1:14.292
35	1 LAP	1:14.424	80	1 LAP	1:13.272	77	1 LAP	1:13.801	55	1 LAP	1:13.122	55	1 LAP	1:12.238
17	1 LAP	1:14.171	51	1 LAP	1:13.474	80	1 LAP	1:13.265	77	1 LAP	1:12.984	88	1 LAP	1:12.964
72	1 LAP	1:13.371	35	1 LAP	1:14.292	19	2 LAPS	1:18.732	80	1 LAP	1:13.308	77	1 LAP	1:14.611
18	28.368	1:08.329	17	1 LAP	1:13.941	51	1 LAP	1:13.471	51	1 LAP	1:14.076	80	1 LAP	1:13.286
36	32.614	1:08.590	72	1 LAP	1:13.536	35	1 LAP	1:13.821	19	2 LAPS	1:18.820	18	34.619	1:09.194
67	1 LAP	1:16.086	18	29.138	1:08.518	18	31.142	1:09.289	18	32.583	1:09.451	51	1 LAP	1:15.704
86	39.157	1:08.613	36	32.971	1:08.105	72	1 LAP	1:13.317	35	1 LAP	1:15.686	72	1 LAP	1:13.245
14	1 LAP	1:17.232	86	40.400	1:08.991	17	1 LAP	1:15.775	72	1 LAP	1:12.785	19	2 LAPS	1:19.724
24	41.355	1:09.816	67	1 LAP	1:15.547	36	38.934	1:13.248	17	1 LAP	1:14.340	35	1 LAP	1:14.622
3	53.382	1:11.447	24	44.202	1:10.595	86	42.594	1:09.479	86	44.590	1:10.006	17	1 LAP	1:14.479
1	53.552	1:11.856	14	1 LAP	1:16.539	24	47.093	1:10.176	24	49.668	1:10.585	86	46.856	1:09.424
28	1 LAP	1:17.420	3	56.868	1:11.234	67	1 LAP	1:16.601	67	1 LAP	1:15.929	24	52.402	1:09.892
25	1:02.761	1:12.351	1	57.060	1:11.256	14	1 LAP	1:15.175	1	1:04.757	1:12.173			
2	1:03.060	1:12.354	28	1 LAP	1:17.527	3	1:00.389	1:10.806	3	1:04.930	1:12.551			
						1	1:00.594	1:10.819	14	1 LAP	1:17.159			

Pembrey  
Circuit Length = 1.4559 miles  
Start: 14:29 End: 14:51

**Nippon Challenge**  
**RACE 1 - LAP CHART**

Lap 16			Lap 17			Lap 18		
No	Behind	Laptime	No	Behind	Laptime	No	Behind	Laptime
23		1:07.730	23		1:07.329	23		1:08.216
1	1 LAP	1:11.226	1	1 LAP	1:12.754	1	1 LAP	1:11.235
3	1 LAP	1:11.407	3	1 LAP	1:12.516	3	1 LAP	1:11.349
7	1.485	1:07.240	67	2 LAPS	1:16.735	67	2 LAPS	1:17.390
67	2 LAPS	1:18.099	14	2 LAPS	1:15.333	14	2 LAPS	1:15.533
14	2 LAPS	1:16.174	25	1 LAP	1:12.393	25	1 LAP	1:12.113
25	1 LAP	1:12.608	2	1 LAP	1:12.561	2	1 LAP	1:12.333
2	1 LAP	1:12.425	78	1 LAP	1:12.275	78	1 LAP	1:12.444
78	1 LAP	1:12.601	66	1 LAP	1:12.263	66	1 LAP	1:12.144
66	1 LAP	1:12.216	55	1 LAP	1:12.453	18	38.336	1:09.823
55	1 LAP	1:12.766	99	1 LAP	1:11.916	55	1 LAP	1:13.151
99	1 LAP	1:13.761	88	1 LAP	1:12.393	99	1 LAP	1:12.735
28	2 LAPS	1:19.151	18	36.729	1:09.098	88	1 LAP	1:13.012
88	1 LAP	1:13.833	7	38.004	1:43.848	77	1 LAP	1:13.980
77	1 LAP	1:13.062	77	1 LAP	1:13.897	80	1 LAP	1:15.187
18	34.960	1:08.071	28	2 LAPS	1:19.588	86	52.423	1:09.415
80	1 LAP	1:14.437	80	1 LAP	1:14.205	28	2 LAPS	1:18.463
51	1 LAP	1:13.853	51	1 LAP	1:14.243	51	1 LAP	1:14.489
86	49.080	1:09.954	86	51.224	1:09.473	24	1:00.551	1:10.532
72	1 LAP	1:14.080	72	1 LAP	1:13.095	72	1 LAP	1:13.741
35	1 LAP	1:16.963	24	58.235	1:10.713	35	1 LAP	1:14.675
17	1 LAP	1:15.643	35	1 LAP	1:15.363	17	1 LAP	1:14.343
24	54.851	1:10.179	17	1 LAP	1:15.125	19	2 LAPS	1:45.326
19	2 LAPS	1:21.538	19	2 LAPS	1:18.163			

# Nippon Challenge

## RACE 5 - CLASSIFICATION

POS	NO	CL	NAME	ENTRY	LAPS	TIME	GAP	DIFF	MPH	BEST	ON
1	23	E	Graham POULTNEY	Subaru Impreza Sti	9	10:10.199			77.30	1:06.925	6
2	7	B	Tony CROSSLEY	Mazda RX7	9	10:10.522	0.323	0.323	77.26	1:06.855	6
3	18	A	Dixon CHENG	Honda Integra	9	10:23.329	13.130	12.807	75.67	1:08.067	2
4	24	E	Alex GASSMAN	Subaru Impreza	9	10:39.040	28.841	15.711	73.81	1:09.597	2
5	3	B	Tom ROCHE	Mazda MX-5	9	10:52.109	41.910	13.069	72.33	1:11.513	7
6	1	B	Jonathan GREENSMITH	Mazda MX-5	9	10:56.941	46.742	4.832	71.80	1:11.741	8
7	25	B	Chris LONGMORE	Mazda MX-5	9	10:59.941	49.742	3.000	71.47	1:11.838	7
8	99	B	Jonathan BLAKE	Mazda MX-5	9	11:02.967	52.768	3.026	71.15	1:12.302	5
9	2	B	Jenny GARRETT	Mazda MX-5	9	11:05.207	55.008	2.240	70.91	1:12.168	3
10	77	B	Kevin MIDDLETON	Mazda MX-5	9	11:08.502	58.303	3.295	70.56	1:12.756	5
11	55	B	Martin STEVINSON	Mazda MX-5	9	11:17.643	1:07.444	9.141	69.60	1:13.131	8
12	51	F	Adam LOCKWOOD	Toyota MR2	9	11:17.834	1:07.635	0.191	69.58	1:13.230	8
13	35	F	Rob JEFFERIES	Toyota MK1 B	9	11:18.564	1:08.365	0.730	69.51	1:13.525	3
14	66	B	Carl POWELL	Mazda MX-5	9	11:18.913	1:08.714	0.349	69.47	1:11.941	3
15	17	F	Gareth NEWTON	Toyota MR2	9	11:23.852	1:13.653	4.939	68.97	1:14.099	3
16	67	B	BAILEY/CARRIGAN	Mazda MX5	8	10:21.372	1 lap	1 lap	67.47	1:15.400	6
17	14	F	Karen PHILLIPS	Toyota MR2	8	10:21.711	1 lap	0.339	67.44	1:15.476	8
18	28	F	Nick WINTER	Toyota MR2	8	10:25.228	1 lap	3.517	67.06	1:15.719	6
19	19	F	Nick REED	Toyota MR2	8	10:47.439	1 lap	22.211	64.76	1:18.571	3

### NOT CLASSIFIED

DNF	88	B	Simon McALPINE	Mazda MX-5	2	3:01.230	7 laps	6 laps	57.83	1:23.876	1
DNF	72	B	Andrew CLARKSON	Mazda MX-5	2	3:02.387	7 laps	1.157	57.47	1:22.507	1
DNF	80	B	Sam HILL	Mazda MX-5	0						
DNF	86	F	Chris HUNTLEY	Toyota MR2	0						

### FASTEST LAP

18	A	Dixon CHENG	Honda Integra	2	1:08.067	76.99 mph	123.91 kph
7	B	Tony CROSSLEY	Mazda RX7	6	1:06.855	78.39 mph	126.16 kph
23	E	Graham POULTNEY	Subaru Impreza Sti	6	1:06.925	78.31 mph	126.03 kph
51	F	Adam LOCKWOOD	Toyota MR2	8	1:13.230	71.57 mph	115.18 kph

Weather / Track : Sunny / Dry

These results are provisional until the conclusion of any judicial and technical matters.

Pembrey  
Circuit Length = 1.4559 miles  
Start: 17:14 End: 17:26

Clerk of Course :

Timekeeper :

**Nippon Challenge**  
**RACE 5 - LAP CHART**

Lap 1			Lap 2			Lap 3			Lap 4			Lap 5		
No	Behind	Laptime	No	Behind	Laptime	No	Behind	Laptime	No	Behind	Laptime	No	Behind	Laptime
23		1:12.272	23		1:07.293	23		1:07.382	23		1:07.248	23		1:07.081
7	0.300	1:12.572	7	0.280	1:07.273	7	0.269	1:07.371	7	0.336	1:07.315	7	0.368	1:07.113
18	2.138	1:14.410	18	2.912	1:08.067	18	4.694	1:09.164	18	5.588	1:08.142	18	6.975	1:08.468
24	3.506	1:15.778	24	5.810	1:09.597	24	8.369	1:09.941	24	11.369	1:10.248	24	14.312	1:10.024
3	6.284	1:18.556	3	10.511	1:11.520	3	14.702	1:11.573	3	18.978	1:11.524	3	23.874	1:11.977
1	8.203	1:20.475	25	13.087	1:12.141	25	18.114	1:12.409	1	22.907	1:11.915	1	27.616	1:11.790
25	8.239	1:20.511	1	13.707	1:12.797	1	18.240	1:11.915	66	23.640	1:12.344	66	28.880	1:12.321
66	8.562	1:20.834	66	13.985	1:12.716	66	18.544	1:11.941	25	24.139	1:13.273	25	29.242	1:12.184
99	8.814	1:21.086	99	14.964	1:13.443	99	20.419	1:12.837	99	25.738	1:12.567	99	30.959	1:12.302
77	9.591	1:21.863	77	15.230	1:12.932	77	21.390	1:13.542	77	27.003	1:12.861	77	32.678	1:12.756
72	10.235	1:22.507	2	17.682	1:14.348	2	22.468	1:12.168	2	27.400	1:12.180	2	32.993	1:12.674
2	10.627	1:22.899	55	20.270	1:16.314	55	26.035	1:13.147	51	32.951	1:13.741	51	39.635	1:13.765
55	11.249	1:23.521	51	20.594	1:15.386	51	26.458	1:13.246	55	33.420	1:14.633	55	40.138	1:13.799
88	11.604	1:23.876	35	21.127	1:15.055	35	27.270	1:13.525	35	34.045	1:14.023	35	40.706	1:13.742
51	12.501	1:24.773	17	21.687	1:15.337	17	28.404	1:14.099	17	35.732	1:14.576	17	43.305	1:14.654
35	13.365	1:25.637	67	25.856	1:16.510	67	35.328	1:16.854	67	44.342	1:16.262	67	52.800	1:15.539
17	13.643	1:25.915	14	26.557	1:17.489	14	35.881	1:16.706	14	44.786	1:16.153	14	53.212	1:15.507
14	16.361	1:28.633	28	27.786	1:17.866	28	36.253	1:15.849	28	45.582	1:16.577	28	54.582	1:16.081
67	16.639	1:28.911	19	31.681	1:20.103	19	42.870	1:18.571	19	54.375	1:18.753	19	1:05.888	1:18.594
28	17.213	1:29.485	88	41.665	1:37.354									
19	18.871	1:31.143	72	42.822	1:39.880									

Pembrey  
Circuit Length = 1.4559 miles  
Start: 17:14 End: 17:26



**Nippon Challenge**  
**RACE 5 - LAP CHART**

Lap 6			Lap 7			Lap 8			Lap 9		
No	Behind	Laptime	No	Behind	Laptime	No	Behind	Laptime	No	Behind	Laptime
23		1:06.925	23		1:07.682	23		1:07.153	23		1:07.163
7	0.298	1:06.855	7	0.416	1:07.800	7	0.348	1:07.085	7	0.323	1:07.138
18	8.486	1:08.436	18	10.326	1:09.522	67	1 LAP	1:16.100	67	1 LAP	1:15.796
24	17.546	1:10.159	19	1 LAP	1:20.648	14	1 LAP	1:16.191	14	1 LAP	1:15.476
3	28.880	1:11.931	24	21.282	1:11.418	28	1 LAP	1:17.291	18	13.130	1:08.480
1	33.003	1:12.312	3	32.711	1:11.513	18	11.813	1:08.640	28	1 LAP	1:16.360
25	34.632	1:12.315	1	37.105	1:11.784	19	1 LAP	1:19.871	24	28.841	1:11.175
99	36.409	1:12.375	25	38.788	1:11.838	24	24.829	1:10.700	19	1 LAP	1:19.756
66	38.485	1:16.530	99	41.404	1:12.677	3	37.300	1:11.742	3	41.910	1:11.773
2	38.946	1:12.878	2	44.088	1:12.824	1	41.693	1:11.741	1	46.742	1:12.212
77	39.174	1:13.421	77	46.148	1:14.656	25	44.180	1:12.545	25	49.742	1:12.725
51	46.598	1:13.888	66	47.709	1:16.906	99	47.267	1:13.016	99	52.768	1:12.664
55	47.437	1:14.224	55	53.433	1:13.678	2	49.652	1:12.717	2	55.008	1:12.519
35	47.754	1:13.973	35	54.562	1:14.490	77	51.997	1:13.002	77	58.303	1:13.469
17	51.083	1:14.703	51	54.602	1:15.686	66	58.069	1:17.513	55	1:07.444	1:15.196
67	1:01.275	1:15.400	17	58.160	1:14.759	55	59.411	1:13.131	51	1:07.635	1:14.119
14	1:01.843	1:15.556				51	1:00.679	1:13.230	35	1:08.365	1:13.802
28	1:03.376	1:15.719				35	1:01.726	1:14.317	66	1:08.714	1:17.808
						17	1:05.510	1:14.503	17	1:13.653	1:15.306

# Nippon Challenge

## RACE 10 - CLASSIFICATION

POS	NO	CL	NAME	ENTRY	LAPS	TIME	GAP	DIFF	MPH	BEST	ON
1	23	E	Graham POULTNEY	Subaru Impreza Sti	18	20:46.619			75.67	1:06.662	3
2	36	B	Maxim TAYLOR	Mazda RX7	18	20:48.530	1.911	1.911	75.56	1:06.829	17
3	18	A	Dixon CHENG	Honda Integra	18	21:19.371	32.752	30.841	73.73	1:08.340	2
4	24	E	Alex GASSMAN	Subaru Impreza	18	21:34.325	47.706	14.954	72.88	1:09.164	4
5	1	B	Jonathan GREENSMITH	Mazda MX-5	18	22:01.819	1:15.200	27.494	71.37	1:11.356	3
6	3	B	Tom ROCHE	Mazda MX-5	18	22:01.975	1:15.356	0.156	71.36	1:11.395	3
7	66	B	Carl POWELL	Mazda MX-5	17	21:03.031	1 lap	1 lap	70.54	1:11.586	2
8	55	B	Martin STEVINSON	Mazda MX-5	17	21:03.156	1 lap	0.125	70.53	1:11.523	2
9	99	B	Jonathan BLAKE	Mazda MX-5	17	21:03.575	1 lap	0.419	70.51	1:12.029	3
10	2	B	Jenny GARRETT	Mazda MX-5	17	21:03.598	1 lap	0.023	70.51	1:11.192	3
11	77	B	Kevin MIDDLETON	Mazda MX-5	17	21:11.701	1 lap	8.103	70.06	1:11.765	3
12	80	B	Sam HILL	Mazda MX-5	17	21:12.089	1 lap	0.388	70.04	1:12.266	3
13	25	B	Chris LONGMORE	Mazda MX-5	17	21:12.291	1 lap	0.202	70.03	1:11.647	2
14	88	B	Simon McALPINE	Mazda MX-5	17	21:12.776	1 lap	0.485	70.00	1:11.390	3
15	17	F	Gareth NEWTON	Toyota MR2	17	21:22.960	1 lap	10.184	69.44	1:12.832	3
16	35	F	Rob JEFFERIES	Toyota MK1 B	17	21:26.569	1 lap	3.609	69.25	1:12.604	4
17	14	F	Karen PHILLIPS	Toyota MR2	17	21:59.046	1 lap	32.477	67.54	1:15.124	8
18	28	F	Nick WINTER	Toyota MR2	16	20:56.679	2 laps	1 lap	66.73	1:15.848	4
19	67	B	BAILEY/CARRIGAN	Mazda MX5	16	21:05.750	2 laps	9.071	66.25	1:15.188	3

### NOT CLASSIFIED

DNF	7	B	Tony CROSSLEY	Mazda RX7	12	13:30.733	6 laps	4 laps	77.57	1:05.117	2
DNF	72	B	Andrew CLARKSON	Mazda MX-5	6	8:14.340	12 laps	6 laps	63.61	1:12.452	3
DNF	51	F	Adam LOCKWOOD	Toyota MR2	13	16:14.193	5 laps	0.000	69.93	1:12.319	3

### FASTEST LAP

7	B	Tony CROSSLEY	Mazda RX7	2	1:05.117	80.48 mph	129.53 kph
51	F	Adam LOCKWOOD	Toyota MR2	3	1:12.319	72.47 mph	116.63 kph
18	A	Dixon CHENG	Honda Integra	2	1:08.340	76.69 mph	123.42 kph
23	E	Graham POULTNEY	Subaru Impreza Sti	3	1:06.662	78.62 mph	126.53 kph

Weather / Track : Rain / Damp

These results are provisional until the conclusion of any judicial and technical matters.

Pembrey  
Circuit Length = 1.4559 miles  
Start: 12:47 End: 13:09

Clerk of Course :		Timekeeper :
-------------------	--	--------------

# Nippon Challenge

## RACE 10 - LAP CHART

Lap 1			Lap 2			Lap 3			Lap 4			Lap 5		
No	Behind	Laptime	No	Behind	Laptime	No	Behind	Laptime	No	Behind	Laptime	No	Behind	Laptime
7		1:11.690	7		1:05.117	7		1:05.341	7		1:05.460	7		1:06.536
23	0.925	1:12.615	23	2.471	1:06.663	23	3.792	1:06.662	23	5.191	1:06.859	23	5.411	1:06.756
36	3.694	1:15.384	36	6.514	1:07.937	36	9.590	1:08.417	36	12.037	1:07.907	36	13.310	1:07.809
24	6.392	1:18.082	18	9.718	1:08.340	18	13.630	1:09.253	18	16.599	1:08.429	18	18.736	1:08.673
18	6.495	1:18.185	24	10.478	1:09.203	24	14.477	1:09.340	24	18.181	1:09.164	24	21.133	1:09.488
1	8.125	1:19.815	1	14.579	1:11.571	1	20.594	1:11.356	1	26.699	1:11.565	1	31.813	1:11.650
3	8.234	1:19.924	3	14.685	1:11.568	3	20.739	1:11.395	3	26.899	1:11.620	3	31.996	1:11.633
66	9.018	1:20.708	66	15.487	1:11.586	66	22.138	1:11.992	66	29.255	1:12.577	55	35.242	1:12.344
55	9.390	1:21.080	55	15.796	1:11.523	55	22.433	1:11.978	55	29.434	1:12.461	2	36.057	1:12.737
77	10.409	1:22.099	2	17.170	1:11.530	2	23.021	1:11.192	2	29.856	1:12.295	66	36.207	1:13.488
2	10.757	1:22.447	25	17.523	1:11.647	25	24.028	1:11.846	25	30.343	1:11.775	77	37.210	1:12.854
25	10.993	1:22.683	77	17.949	1:12.657	77	24.373	1:11.765	77	30.892	1:11.979	88	37.534	1:12.872
99	12.250	1:23.940	88	19.157	1:11.837	88	25.206	1:11.390	88	31.198	1:11.452	25	39.545	1:15.738
88	12.437	1:24.127	72	20.549	1:12.596	72	27.660	1:12.452	72	34.799	1:12.599	80	41.594	1:12.574
80	12.794	1:24.484	80	21.103	1:13.426	80	28.028	1:12.266	80	35.556	1:12.988	99	41.797	1:12.574
72	13.070	1:24.760	99	21.560	1:14.427	99	28.248	1:12.029	99	35.759	1:12.971	51	42.610	1:12.895
35	14.209	1:25.899	51	22.262	1:13.124	51	29.240	1:12.319	51	36.251	1:12.471	35	43.921	1:12.779
51	14.255	1:25.945	35	23.223	1:14.131	35	30.534	1:12.652	35	37.678	1:12.604	17	45.199	1:13.095
17	14.694	1:26.384	17	23.776	1:14.199	17	31.267	1:12.832	17	38.640	1:12.833	72	55.169	1:26.906
67	15.708	1:27.398	67	26.119	1:15.528	67	35.966	1:15.188	67	46.127	1:15.621	67	56.500	1:16.909
14	16.903	1:28.593	14	27.368	1:15.582	14	37.280	1:15.253	14	47.158	1:15.338	14	56.877	1:16.255
28	17.798	1:29.488	28	28.550	1:15.869	28	39.358	1:16.149	28	49.746	1:15.848	28	59.638	1:16.428

Pembrey  
Circuit Length = 1.4559 miles  
Start: 12:47 End: 13:09

**Nippon Challenge**  
**RACE 10 - LAP CHART**

Lap 6			Lap 7			Lap 8			Lap 9			Lap 10		
No	Behind	Laptime	No	Behind	Laptime	No	Behind	Laptime	No	Behind	Laptime	No	Behind	Laptime
7		1:06.528	7		1:08.746	7		1:08.567	7		1:07.765	7		1:07.691
23	6.494	1:07.611	28	1 LAP	1:18.138	14	1 LAP	1:15.996	23	7.402	1:08.559	35	1 LAP	1:14.878
36	14.177	1:07.395	23	6.437	1:08.689	23	6.608	1:08.738	14	1 LAP	1:15.124	17	1 LAP	1:14.451
18	21.042	1:08.834	36	13.702	1:08.271	67	1 LAP	1:17.652	36	14.917	1:09.414	23	8.360	1:08.649
24	24.327	1:09.722	18	22.561	1:10.265	28	1 LAP	1:18.525	67	1 LAP	1:17.177	36	16.675	1:09.449
1	37.454	1:12.169	72	1 LAP	1:45.027 P	36	13.268	1:08.133	28	1 LAP	1:17.299	14	1 LAP	1:17.561
3	37.732	1:12.264	24	27.817	1:12.236	18	23.472	1:09.478	18	26.194	1:10.487	67	1 LAP	1:18.146
55	41.479	1:12.765	1	40.867	1:12.159	24	30.107	1:10.857	24	33.837	1:11.495	18	30.326	1:11.823
2	41.710	1:12.181	3	41.006	1:12.020	1	44.455	1:12.155	1	48.724	1:12.034	28	1 LAP	1:19.468
66	42.130	1:12.451	55	46.792	1:14.059	3	44.562	1:12.123	3	48.938	1:12.141	24	39.155	1:13.009
77	43.262	1:12.580	2	46.850	1:13.886	2	51.189	1:12.906	2	56.470	1:13.046	1	53.891	1:12.858
88	43.588	1:12.582	66	46.955	1:13.571	55	51.617	1:13.392	66	56.741	1:12.757	3	54.110	1:12.863
25	45.611	1:12.594	77	47.934	1:13.418	66	51.749	1:13.361	55	57.241	1:13.389	2	1:02.026	1:13.247
80	48.287	1:13.221	88	48.065	1:13.223	77	53.392	1:14.025	77	1:00.330	1:14.703	66	1:02.288	1:13.238
99	48.422	1:13.153	25	49.555	1:12.690	88	53.617	1:14.119	88	1:00.545	1:14.693	55	1:02.919	1:13.369
51	48.922	1:12.840	80	53.199	1:13.658	25	53.863	1:12.875	99	1:02.491	1:12.864	77	1:07.508	1:14.869
35	50.941	1:13.548	99	53.272	1:13.596	99	57.392	1:12.687	80	1:03.822	1:13.123	99	1:08.065	1:13.265
17	52.341	1:13.670	51	53.545	1:13.369	80	58.464	1:13.832	25	1:04.878	1:18.780			
67	1:06.419	1:16.447	35	56.123	1:13.928	51	58.952	1:13.974	51	1:06.566	1:15.379			
14	1:06.632	1:16.283	17	57.456	1:13.861	35	1:01.589	1:14.033						
						17	1:02.989	1:14.100						

Pembrey  
Circuit Length = 1.4559 miles  
Start: 12:47 End: 13:09

**Nippon Challenge**  
**RACE 10 - LAP CHART**

Lap 11			Lap 12			Lap 13			Lap 14			Lap 15		
No	Behind	Laptime	No	Behind	Laptime	No	Behind	Laptime	No	Behind	Laptime	No	Behind	Laptime
7		1:08.110	7		1:09.182	23		1:10.350	23		1:12.425	23		1:11.372
88	1 LAP	1:15.509	66	1 LAP	1:15.058	25	1 LAP	1:14.959	2	1 LAP	1:16.470	66	1 LAP	1:16.851
80	1 LAP	1:13.393	55	1 LAP	1:14.717	80	1 LAP	1:15.658	99	1 LAP	1:16.270	55	1 LAP	1:16.857
25	1 LAP	1:13.611	2	1 LAP	1:19.395	36	5.002	1:10.032	77	1 LAP	1:16.558	2	1 LAP	1:16.289
51	1 LAP	1:15.012	99	1 LAP	1:14.339	51	1 LAP	1:16.213	25	1 LAP	1:15.793	99	1 LAP	1:15.569
35	1 LAP	1:13.994	77	1 LAP	1:15.123	35	1 LAP	1:14.763	88	1 LAP	1:17.788	36	7.231	1:13.284
17	1 LAP	1:14.285	88	1 LAP	1:14.686	17	1 LAP	1:15.794	36	5.319	1:12.742	77	1 LAP	1:17.124
23	10.163	1:09.913	80	1 LAP	1:13.677	18	27.978	1:12.642	80	1 LAP	1:17.136	25	1 LAP	1:17.211
36	16.431	1:07.866	25	1 LAP	1:12.905	14	1 LAP	1:18.485	51	1 LAP	1:15.771	80	1 LAP	1:17.415
14	1 LAP	1:16.161	23	10.381	1:09.400	24	38.838	1:13.707	35	1 LAP	1:14.944	88	1 LAP	1:18.111
18	33.712	1:11.496	51	1 LAP	1:14.881	67	1 LAP	1:21.486	17	1 LAP	1:14.880	35	1 LAP	1:16.873
67	1 LAP	1:17.052	17	1 LAP	1:16.065	28	1 LAP	1:18.518	18	28.127	1:12.574	17	1 LAP	1:16.321
24	42.416	1:11.371	35	1 LAP	1:17.614	1	56.179	1:15.185	24	39.671	1:13.258	18	28.531	1:11.776
28	1 LAP	1:17.798	36	15.701	1:08.452	3	56.285	1:15.102	14	1 LAP	1:19.164	24	40.949	1:12.650
1	58.012	1:12.231	18	36.067	1:11.537	66	1:11.266	1:17.396	67	1 LAP	1:23.886	14	1 LAP	1:18.957
3	58.158	1:12.158	14	1 LAP	1:17.746	55	1:11.516	1:16.957	28	1 LAP	1:19.110	3	1:02.782	1:14.623
			67	1 LAP	1:17.210				3	59.531	1:15.671	1	1:03.516	1:14.853
			24	45.862	1:12.628				1	1:00.035	1:16.281	28	1 LAP	1:20.065
			28	1 LAP	1:17.286							67	1 LAP	1:21.425
			1	1:01.725	1:12.895									
			3	1:01.914	1:12.938									
			66	1:14.601	1:14.547									

Pembrey  
Circuit Length = 1.4559 miles  
Start: 12:47 End: 13:09

**Nippon Challenge**  
**RACE 10 - LAP CHART**

Lap 16			Lap 17			Lap 18		
No	Behind	Laptime	No	Behind	Laptime	No	Behind	Laptime
23		1:11.639	23		1:09.927	23		1:09.792
36	5.882	1:10.290	28	2 LAPS	1:17.378	36	1.911	1:08.919
66	1 LAP	1:15.056	36	2.784	1:06.829	28	2 LAPS	1:19.312
55	1 LAP	1:15.189	67	2 LAPS	1:20.519	66	1 LAP	1:15.468
2	1 LAP	1:15.068	66	1 LAP	1:12.926	55	1 LAP	1:14.900
99	1 LAP	1:15.625	55	1 LAP	1:13.230	99	1 LAP	1:14.201
77	1 LAP	1:16.247	2	1 LAP	1:12.878	2	1 LAP	1:14.678
25	1 LAP	1:16.012	99	1 LAP	1:12.394	67	2 LAPS	1:24.106
80	1 LAP	1:14.351	77	1 LAP	1:14.087	77	1 LAP	1:17.201
88	1 LAP	1:14.262	80	1 LAP	1:13.476	80	1 LAP	1:17.411
17	1 LAP	1:15.494	88	1 LAP	1:13.451	25	1 LAP	1:17.236
35	1 LAP	1:15.949	25	1 LAP	1:13.936	88	1 LAP	1:17.983
18	27.246	1:10.354	17	1 LAP	1:16.051	18	32.752	1:14.156
24	41.121	1:11.811	18	28.388	1:11.069	17	1 LAP	1:18.645
14	1 LAP	1:16.213	35	1 LAP	1:17.927	35	1 LAP	1:20.053
3	1:03.357	1:12.214	24	42.793	1:11.599	24	47.706	1:14.705
1	1:03.580	1:11.703	14	1 LAP	1:16.887	14	1 LAP	1:19.448
			1	1:06.759	1:13.106	1	1:15.200	1:18.233
			3	1:07.020	1:13.590	3	1:15.356	1:18.128

# Welsh Sports & Saloon Car Championship

## QUALIFYING FOR RACE 2 - CLASSIFICATION

POS	NO	CL	NAME	ENTRY	TIME	ON	LAPS	GAP	DIFF	MPH
1	23	D	Alvin POWELL	Ford Mondeo	1:01.276	5	6			85.53
2	66	C	Rhys LLOYD	Seat Leon Cupra R	1:01.314	6	10	0.038	0.038	85.48
3	110	D	Chris EVERILL	Ginetta GT4	1:01.349	3	6	0.073	0.035	85.43
4	90	C	Nigel PIKE	Marcos Mantis	1:03.219	15	16	1.943	1.870	82.90
5	8	D	Nigel BOWEN	Nissan Primera Super Tourer	1:03.306	9	9	2.030	0.087	82.79
6	31	C	Martin DAVIES	Ford Sierra Cosworth	1:04.309	3	8	3.033	1.003	81.49
7	22	C	Andy WILLIAMS	Ford Sierra Sapphire	1:05.305	9	12	4.029	0.996	80.25
8	16	B	Mark NICOLSON	Honda Integra Type R	1:05.489	5	9	4.213	0.184	80.03
9	59	B	Geraint REES	Westfield SE1	1:05.670	5	6	4.394	0.181	79.81
10	82	C	M WRIGHT	Volkswagen Golf VR6	1:06.371	12	15	5.095	0.701	78.96
11	25	B	Anthony ALLITT	Honda Civic Type R	1:06.654	8	10	5.378	0.283	78.63
12	99	B	Paul TROWBRIDGE	Ginetta G20	1:07.194	7	11	5.918	0.540	78.00
13	199	A	Steve HUMPHREYS	Caterham Rover K	1:07.354	17	17	6.078	0.160	77.81
14	32	B	Jason DAVIES	Ford Escort	1:08.148	9	10	6.872	0.794	76.90
15	10	B	Mike WOODS	Honda Civic	1:08.216	14	14	6.940	0.068	76.83
16	33	C	Kenneth RATTENBURY	Ford Sierra	1:08.332	4	4	7.056	0.116	76.70
17	114	A	Yolande HUMPHREYS	Caterham Rover K	1:08.703	11	16	7.427	0.371	76.28
18	29	A	Russell HAGGERTY	Sylva Striker	1:09.539	16	17	8.263	0.836	75.36
19	45	A	Adrian CHAPMAN	Raw Striker	1:10.071	8	12	8.795	0.532	74.79
20	77	C	James TURNER	Volkswagen Vento VR6	1:11.284	6	12	10.008	1.213	73.52
21	88	A	Chris MORRIS	Suzuki Ignis	1:14.238	14	15	12.962	2.954	70.59

Car 8 - Transponder not working, please fix before race

Weather / Track : Overcast / Dry

These results are provisional until the conclusion of any judicial and technical matters.

Pembrey  
Circuit Length = 1.4559 miles  
Start: 11:34 End: 11:55

Clerk of Course :		Timekeeper :
-------------------	--	--------------

## Welsh Sports & Saloon Car Championship

### QUALIFYING FOR RACE 2 - LAP ANALYSIS

<b>8</b>	<b>Nigel BOWEN</b>		Nissan Primera Super Tourer				
1 -	1:17.261	+ 13.955	11:37:17.175	6 -	1:04.297	+ 0.991	11:42:39.710
2 -	1:05.619	+ 2.313	11:38:22.794	7 -	1:03.805	+ 0.499	11:43:43.515
3 -	1:04.929	+ 1.623	11:39:27.723	8 -	1:04.014	+ 0.708	11:44:47.529
4 -	1:03.936	+ 0.630	11:40:31.659	9 -	<b>1:03.306</b>		<b>11:45:50.835</b>
5 -	1:03.754	+ 0.448	11:41:35.413				
<b>10</b>	<b>Mike WOODS</b>		Honda Civic				
1 -	1:16.612	+ 8.396	11:36:41.335	8 -	1:08.530	+ 0.314	11:44:54.960
2 -	1:13.876	+ 5.660	11:37:55.211	9 -	1:08.835	+ 0.619	11:46:03.795
3 -	1:10.549	+ 2.333	11:39:05.760	10 -	1:20.850	+ 12.634	11:47:24.645
4 -	1:09.101	+ 0.885	11:40:14.861	11 -	1:22.946	+ 14.730	11:48:47.591
5 -	1:12.722	+ 4.506	11:41:27.583	12 -	1:22.983	+ 14.767	11:50:10.574
6 -	1:09.677	+ 1.461	11:42:37.260	13 -	1:12.010	+ 3.794	11:51:22.584
7 -	1:09.170	+ 0.954	11:43:46.430	14 -	<b>1:08.216</b>		<b>11:52:30.800</b>
<b>16</b>	<b>Mark NICOLSON</b>		Honda Integra Type R				
1 -	1:14.969	+ 9.480	11:36:41.739	6 -	1:05.765	+ 0.276	11:42:22.315
2 -	1:13.916	+ 8.427	11:37:55.655	7 -	1:10.220	+ 4.731	11:43:32.535
3 -	1:08.714	+ 3.225	11:39:04.369	8 -	1:07.307	+ 1.818	11:44:39.842
4 -	1:06.692	+ 1.203	11:40:11.061	9 -	1:09.024	+ 3.535	11:45:48.866
5 -	<b>1:05.489</b>		<b>11:41:16.550</b>				
<b>22</b>	<b>Andy WILLIAMS</b>		Ford Sierra Sapphire				
1 -	1:17.828	+ 12.523	11:37:10.843	7 -	1:05.625	+ 0.320	11:43:49.431
2 -	1:07.232	+ 1.927	11:38:18.075	8 -	1:06.147	+ 0.842	11:44:55.578
3 -	1:07.772	+ 2.467	11:39:25.847	9 -	<b>1:05.305</b>		<b>11:46:00.883</b>
4 -	1:06.521	+ 1.216	11:40:32.368	10 -	1:23.292	+ 17.987	11:47:24.175
5 -	1:05.417	+ 0.112	11:41:37.785	11 -	1:06.508	+ 1.203	11:48:30.683
6 -	1:06.021	+ 0.716	11:42:43.806	12 -	1:08.426	+ 3.121	11:49:39.109
<b>23</b>	<b>Alvin POWELL</b>		Ford Mondeo				
1 -	1:07.372	+ 6.096	11:36:47.628	4 -	1:01.681	+ 0.405	11:39:59.577
2 -	1:05.930	+ 4.654	11:37:53.558	5 -	<b>1:01.276</b>		<b>11:41:00.853</b>
3 -	1:04.338	+ 3.062	11:38:57.896	6 -	1:01.377	+ 0.101	11:42:02.230
<b>25</b>	<b>Anthony ALLITT</b>		Honda Civic Type R				
1 -	1:11.699	+ 5.045	11:36:35.577	6 -	1:07.018	+ 0.364	11:42:14.929
2 -	1:09.203	+ 2.549	11:37:44.780	7 -	1:07.128	+ 0.474	11:43:22.057
3 -	1:08.750	+ 2.096	11:38:53.530	8 -	<b>1:06.654</b>		<b>11:44:28.711</b>
4 -	1:07.301	+ 0.647	11:40:00.831	9 -	1:14.341	+ 7.687	11:45:43.052
5 -	1:07.080	+ 0.426	11:41:07.911	10 -	3:22.470	+ 2:15.816	11:49:05.522
<b>29</b>	<b>Russell HAGGERTY</b>		Sylva Striker				
1 -	1:15.009	+ 5.470	11:36:49.921	10 -	1:11.300	+ 1.761	11:47:26.732
2 -	1:11.220	+ 1.681	11:38:01.141	11 -	1:11.177	+ 1.638	11:48:37.909
3 -	1:10.233	+ 0.694	11:39:11.374	12 -	1:09.716	+ 0.177	11:49:47.625
4 -	1:11.456	+ 1.917	11:40:22.830	13 -	1:10.569	+ 1.030	11:50:58.194
5 -	1:10.504	+ 0.965	11:41:33.334	14 -	1:10.740	+ 1.201	11:52:08.934
6 -	1:11.744	+ 2.205	11:42:45.078	15 -	1:14.143	+ 4.604	11:53:23.077
7 -	1:09.543	+ 0.004	11:43:54.621	16 -	<b>1:09.539</b>		<b>11:54:32.616</b>
8 -	1:10.079	+ 0.540	11:45:04.700	17 -	1:09.945	+ 0.406	11:55:42.561
9 -	1:10.732	+ 1.193	11:46:15.432				
<b>31</b>	<b>Martin DAVIES</b>		Ford Sierra Cosworth				
1 -	1:14.338	+ 10.029	11:36:46.909	5 -	1:04.597	+ 0.288	11:41:07.530
2 -	1:06.473	+ 2.164	11:37:53.382	6 -	1:04.461	+ 0.152	11:42:11.991
3 -	<b>1:04.309</b>		<b>11:38:57.691</b>	7 -	1:04.910	+ 0.601	11:43:16.901
4 -	1:05.242	+ 0.933	11:40:02.933	8 -	1:04.633	+ 0.324	11:44:21.534
<b>32</b>	<b>Jason DAVIES</b>		Ford Escort				
1 -	1:15.357	+ 7.209	11:36:49.338	6 -	1:08.187	+ 0.039	11:42:33.192
2 -	1:09.651	+ 1.503	11:37:58.989	7 -	1:08.579	+ 0.431	11:43:41.771

Car 8 - Transponder not working, please fix before race

Weather / Track : Overcast / Dry



## Welsh Sports & Saloon Car Championship

### QUALIFYING FOR RACE 2 - LAP ANALYSIS

3 -	1:08.718	+ 0.570	11:39:07.707	8 -	1:08.378	+ 0.230	11:44:50.149
4 -	1:08.249	+ 0.101	11:40:15.956	9 -	<b>1:08.148</b>		<b>11:45:58.297</b>
5 -	1:09.049	+ 0.901	11:41:25.005	10 -	1:09.492	+ 1.344	11:47:07.789
<b>33</b>	<b>Kenneth RATTENBURY</b>			<b>Ford Sierra</b>			
1 -	7:02.735	+ 5:54.403	11:42:59.748	3 -	1:08.608	+ 0.276	11:45:17.793
2 -	1:09.437	+ 1.105	11:44:09.185	4 -	<b>1:08.332</b>		<b>11:46:26.125</b>
<b>45</b>	<b>Adrian CHAPMAN</b>			<b>Raw Striker</b>			
1 -	1:19.675	+ 9.604	11:36:59.919	7 -	1:11.174	+ 1.103	11:44:19.822
2 -	1:14.845	+ 4.774	11:38:14.764	8 -	<b>1:10.071</b>		<b>11:45:29.893</b>
3 -	1:14.510	+ 4.439	11:39:29.274	9 -	1:11.525	+ 1.454	11:46:41.418
4 -	1:14.071	+ 4.000	11:40:43.345	10 -	1:11.843	+ 1.772	11:47:53.261
5 -	1:14.029	+ 3.958	11:41:57.374	11 -	1:18.756	+ 8.685	11:49:12.017
6 -	1:11.274	+ 1.203	11:43:08.648	12 -	1:11.500	+ 1.429	11:50:23.517
<b>59</b>	<b>Geraint REES</b>			<b>Westfield SE1</b>			
1 -	1:14.381	+ 8.711	11:36:42.438	4 -	1:05.771	+ 0.101	11:40:06.698
2 -	1:12.288	+ 6.618	11:37:54.726	5 -	<b>1:05.670</b>		<b>11:41:12.368</b>
3 -	1:06.201	+ 0.531	11:39:00.927	6 -	1:07.771	+ 2.101	11:42:20.139
<b>66</b>	<b>Rhys LLOYD</b>			<b>Seat Leon Cupra R</b>			
1 -	1:10.436	+ 9.122	11:37:03.929	6 -	<b>1:01.314</b>		<b>11:42:23.574</b>
2 -	1:06.227	+ 4.913	11:38:10.156	7 -	1:14.842	+ 13.528	11:43:38.416
3 -	1:02.845	+ 1.531	11:39:13.001	8 -	1:01.940	+ 0.626	11:44:40.356
4 -	1:04.029	+ 2.715	11:40:17.030	9 -	1:03.715	+ 2.401	11:45:44.071
5 -	1:05.230	+ 3.916	11:41:22.260	10 -	1:01.315	+ 0.001	11:46:45.386
<b>77</b>	<b>James TURNER</b>			<b>Volkswagen Vento VR6</b>			
1 -	1:21.692	+ 10.408	11:36:52.908	7 -	1:11.303	+ 0.019	11:44:03.826
2 -	1:13.161	+ 1.877	11:38:06.069	8 -	4:06.568	+ 2:55.284	11:48:10.394
3 -	1:11.395	+ 0.111	11:39:17.464	9 -	1:12.132	+ 0.848	11:49:22.526
4 -	1:11.654	+ 0.370	11:40:29.118	10 -	1:11.538	+ 0.254	11:50:34.064
5 -	1:12.121	+ 0.837	11:41:41.239	11 -	1:11.707	+ 0.423	11:51:45.771
6 -	<b>1:11.284</b>		<b>11:42:52.523</b>	12 -	1:11.948	+ 0.664	11:52:57.719
<b>82</b>	<b>M WRIGHT</b>			<b>Volkswagen Golf VR6</b>			
1 -	1:17.686	+ 11.315	11:36:46.495	9 -	3:48.479	+ 2:42.108	11:48:48.284
2 -	1:13.986	+ 7.615	11:38:00.481	10 -	1:08.842	+ 2.471	11:49:57.126
3 -	1:08.723	+ 2.352	11:39:09.204	11 -	1:06.750	+ 0.379	11:51:03.876
4 -	1:11.255	+ 4.884	11:40:20.459	12 -	<b>1:06.371</b>		<b>11:52:10.247</b>
5 -	1:07.787	+ 1.416	11:41:28.246	13 -	1:06.820	+ 0.449	11:53:17.067
6 -	1:14.972	+ 8.601	11:42:43.218	14 -	1:07.191	+ 0.820	11:54:24.258
7 -	1:09.277	+ 2.906	11:43:52.495	15 -	1:07.209	+ 0.838	11:55:31.467
8 -	1:07.310	+ 0.939	11:44:59.805				
<b>88</b>	<b>Chris MORRIS</b>			<b>Suzuki Ignis</b>			
1 -	1:24.596	+ 10.358	11:37:03.827	9 -	1:19.623	+ 5.385	11:47:25.775
2 -	1:20.393	+ 6.155	11:38:24.220	10 -	1:16.780	+ 2.542	11:48:42.555
3 -	1:17.964	+ 3.726	11:39:42.184	11 -	1:14.427	+ 0.189	11:49:56.982
4 -	1:16.717	+ 2.479	11:40:58.901	12 -	1:14.627	+ 0.389	11:51:11.609
5 -	1:17.494	+ 3.256	11:42:16.395	13 -	1:14.912	+ 0.674	11:52:26.521
6 -	1:15.869	+ 1.631	11:43:32.264	14 -	<b>1:14.238</b>		<b>11:53:40.759</b>
7 -	1:16.763	+ 2.525	11:44:49.027	15 -	1:15.063	+ 0.825	11:54:55.822
8 -	1:17.125	+ 2.887	11:46:06.152				
<b>90</b>	<b>Nigel PIKE</b>			<b>Marcos Mantis</b>			
1 -	1:18.070	+ 14.851	11:37:10.647	9 -	1:04.276	+ 1.057	11:46:04.228
2 -	1:09.165	+ 5.946	11:38:19.812	10 -	1:12.045	+ 8.826	11:47:16.273
3 -	1:17.020	+ 13.801	11:39:36.832	11 -	1:05.095	+ 1.876	11:48:21.368
4 -	1:05.627	+ 2.408	11:40:42.459	12 -	1:03.360	+ 0.141	11:49:24.728
5 -	1:03.992	+ 0.773	11:41:46.451	13 -	1:03.879	+ 0.660	11:50:28.607
6 -	1:04.797	+ 1.578	11:42:51.248	14 -	1:04.183	+ 0.964	11:51:32.790
7 -	1:03.505	+ 0.286	11:43:54.753	15 -	<b>1:03.219</b>		<b>11:52:36.009</b>

Car 8 - Transponder not working, please fix before race

Weather / Track : Overcast / Dry

**Welsh Sports & Saloon Car Championship**  
**QUALIFYING FOR RACE 2 - LAP ANALYSIS**


8 -	1:05.199	+ 1.980	11:44:59.952	16 -	1:43.563 P	+ 40.344	11:54:19.572
<b>99</b>	<b>Paul TROWBRIDGE</b>		<b>Ginetta G20</b>				
1 -	1:19.205	+ 12.011	11:37:12.647	7 -	<b>1:07.194</b>		<b>11:44:10.093</b>
2 -	1:11.413	+ 4.219	11:38:24.060	8 -	1:08.939	+ 1.745	11:45:19.032
3 -	1:09.381	+ 2.187	11:39:33.441	9 -	1:07.629	+ 0.435	11:46:26.661
4 -	1:10.982	+ 3.788	11:40:44.423	10 -	1:12.111	+ 4.917	11:47:38.772
5 -	1:10.358	+ 3.164	11:41:54.781	11 -	1:27.226	+ 20.032	11:49:05.998
6 -	1:08.118	+ 0.924	11:43:02.899				
<b>110</b>	<b>Chris EVERILL</b>		<b>Ginetta GT4</b>				
1 -	1:07.617	+ 6.268	11:36:30.558	4 -	1:01.473	+ 0.124	11:39:35.438
2 -	1:02.058	+ 0.709	11:37:32.616	5 -	1:02.187	+ 0.838	11:40:37.625
3 -	<b>1:01.349</b>		<b>11:38:33.965</b>	6 -	1:02.414	+ 1.065	11:41:40.039
<b>114</b>	<b>Yolande HUMPHREYS</b>		<b>Caterham Rover K</b>				
1 -	1:17.528	+ 8.825	11:37:00.241	9 -	1:09.172	+ 0.469	11:46:37.955
2 -	1:15.972	+ 7.269	11:38:16.213	10 -	1:09.076	+ 0.373	11:47:47.031
3 -	1:13.450	+ 4.747	11:39:29.663	11 -	<b>1:08.703</b>		<b>11:48:55.734</b>
4 -	1:14.668	+ 5.965	11:40:44.331	12 -	1:09.983	+ 1.280	11:50:05.717
5 -	1:13.257	+ 4.554	11:41:57.588	13 -	1:09.047	+ 0.344	11:51:14.764
6 -	1:11.266	+ 2.563	11:43:08.854	14 -	1:09.702	+ 0.999	11:52:24.466
7 -	1:10.500	+ 1.797	11:44:19.354	15 -	1:08.844	+ 0.141	11:53:33.310
8 -	1:09.429	+ 0.726	11:45:28.783	16 -	1:08.846	+ 0.143	11:54:42.156
<b>199</b>	<b>Steve HUMPHREYS</b>		<b>Caterham Rover K</b>				
1 -	1:17.323	+ 9.969	11:37:00.457	10 -	1:09.049	+ 1.695	11:47:41.716
2 -	1:14.756	+ 7.402	11:38:15.213	11 -	1:08.393	+ 1.039	11:48:50.109
3 -	1:11.782	+ 4.428	11:39:26.995	12 -	1:07.732	+ 0.378	11:49:57.841
4 -	1:08.487	+ 1.133	11:40:35.482	13 -	1:07.758	+ 0.404	11:51:05.599
5 -	1:08.337	+ 0.983	11:41:43.819	14 -	1:08.074	+ 0.720	11:52:13.673
6 -	1:09.173	+ 1.819	11:42:52.992	15 -	1:07.912	+ 0.558	11:53:21.585
7 -	1:11.237	+ 3.883	11:44:04.229	16 -	1:07.569	+ 0.215	11:54:29.154
8 -	1:20.480	+ 13.126	11:45:24.709	17 -	<b>1:07.354</b>		<b>11:55:36.508</b>
9 -	1:07.958	+ 0.604	11:46:32.667				

Car 8 - Transponder not working, please fix before race

Weather / Track : Overcast / Dry

# Welsh Sports & Saloon Car Championship

## RACE 2 - GRID

ROW 11	1:14.238 88 Chris MORRIS	
ROW 10	1:10.071 45 Adrian CHAPMAN	1:11.284 77 James TURNER
ROW 9	1:08.703 114 Yolande HUMPHREYS	1:09.539 29 Russell HAGGERTY
ROW 8	1:08.216 10 Mike WOODS	1:08.332 33 Kenneth RATTENBURY
ROW 7	1:07.354 199 Steve HUMPHREYS	1:08.148 32 Jason DAVIES
ROW 6	1:06.654 25 Anthony ALLITT	1:07.194 99 Paul TROWBRIDGE
ROW 5	1:05.670 59 Geraint REES	1:06.371 82 M WRIGHT
ROW 4	1:05.305 22 Andy WILLIAMS	1:05.489 16 Mark NICOLSON
ROW 3	1:03.306 8 Nigel BOWEN	1:04.309 31 Martin DAVIES
ROW 2	1:01.349 110 Chris EVERILL	1:03.219 90 Nigel PIKE
ROW 1	1:01.276 23 Alvin POWELL	1:01.314 66 Rhys LLOYD
<b>Pole</b>		
		

Pembrey  
Circuit Length = 1.4559 miles

**These results are provisional until the conclusion of any judicial and technical matters.**

Clerk of Course :		Timekeeper :
-------------------	--	--------------

# Welsh Sports & Saloon Car Championship

## RACE 2 - CLASSIFICATION - AMENDED

POS	NO	CL	NAME	ENTRY	LAPS	TIME	GAP	DIFF	MPH	BEST	ON
1	23	D	Alvin POWELL	Ford Mondeo	16	16:55.403			82.58	1:02.092	5
2	66	C	Rhys LLOYD	Seat Leon Cupra R	16	16:55.897	0.494	0.494	82.54	1:01.881	7
3	8	D	Nigel BOWEN	Nissan Primera Super Tourer	16	17:16.323	20.920	20.426	80.91	1:03.336	4
4	90	C	Nigel PIKE	Marcos Mantis	16	17:24.702	29.299	8.379	80.27	1:02.917	8
5	31	C	Martin DAVIES	Ford Sierra Cosworth	16	17:34.486	39.083	9.784	79.52	1:04.074	2
6	22	C	Andy WILLIAMS	Ford Sierra Sapphire	16	17:41.804	46.401	7.318	78.97	1:04.908	5
7	16	B	Mark NICOLSON	Honda Integra Type R	15	16:55.767	1 lap	1 lap	77.39	1:06.092	5
8	59	B	Geraint REES	Westfield SE1	15	16:56.540	1 lap	0.773	77.33	1:04.952	6
9	82	C	M WRIGHT	Volkswagen Golf VR6	15	17:09.491	1 lap	12.951	76.36	1:06.795	8
10	32	B	Jason DAVIES	Ford Escort	15	17:12.190	1 lap	2.699	76.16	1:07.518	8
11	25	B	Anthony ALLITT	Honda Civic Type R	15	17:18.593	1 lap	6.403	75.69	1:07.246	9
12	99	B	Paul TROWBRIDGE	Ginetta G20	15	17:35.499	1 lap	16.906	74.48	1:07.773	8
13	199	A	Steve HUMPHREYS	Caterham Rover K	15	17:36.202	1 lap	0.703	74.43	1:07.879	12
14	10	B	Mike WOODS	Honda Civic	15	17:36.552	1 lap	0.350	74.40	1:08.349	12
15	114	A	Yolande HUMPHREYS	Caterham Rover K	15	17:56.075	1 lap	19.523	73.05	1:08.827	9
16	77	C	James TURNER	Volkswagen Vento VR6	14	16:58.919	2 laps	1 lap	72.01	1:11.416	4
17	45	A	Adrian CHAPMAN	Raw Striker	14	17:10.104	2 laps	11.185	71.23	1:11.287	4
18	88	A	Chris MORRIS	Suzuki Ignis	14	17:53.971	2 laps	43.867	68.32	1:14.449	2
NOT CLASSIFIED											
DNF	29	A	Russell HAGGERTY	Sylva Striker	11	13:10.509	5 laps	3 laps	72.93	1:09.332	7
DNF	33	C	Kenneth RATTENBURY	Ford Sierra	10	11:31.339	6 laps	1 lap	75.81	1:07.202	9
DNF	110	D	Chris EVERILL	Ginetta GT4	2	2:29.566	14 laps	8 laps	70.08	1:08.491	1
FASTEST LAP											
199	A	Steve HUMPHREYS	Caterham Rover K	12	1:07.879		77.21 mph		124.26 kph		
59	B	Geraint REES	Westfield SE1	6	1:04.952		80.69 mph		129.86 kph		
66	C	Rhys LLOYD	Seat Leon Cupra R	7	1:01.881		84.69 mph		136.30 kph		
23	D	Alvin POWELL	Ford Mondeo	5	1:02.092		84.40 mph		135.84 kph		

Car 90 - 10 second penalty - G.82 - Failure to comply with Yellow Flag signals

Weather / Track : Bright / Dry

These results are provisional until the conclusion of any judicial and technical matters.

Pembrey

Circuit Length = 1.4559 miles

Start: 15:13 End: 15:31

Clerk of Course :

Timekeeper :

# Welsh Sports & Saloon Car Championship

## RACE 2 - LAP CHART

Lap 1			Lap 2			Lap 3			Lap 4			Lap 5		
No	Behind	Laptime	No	Behind	Laptime	No	Behind	Laptime	No	Behind	Laptime	No	Behind	Laptime
23		1:07.392	23		1:02.500	23		1:02.412	23		1:02.338	23		1:02.092
66	1.006	1:08.398	66	0.533	1:02.027	66	0.403	1:02.282	66	0.439	1:02.374	66	0.512	1:02.165
110	1.099	1:08.491	8	2.511	1:03.565	8	3.555	1:03.456	8	4.553	1:03.336	8	5.802	1:03.341
8	1.446	1:08.838	31	4.762	1:04.074	31	6.597	1:04.247	31	9.097	1:04.838	90	11.274	1:03.993
31	3.188	1:10.580	90	5.137	1:04.115	90	7.009	1:04.284	90	9.373	1:04.702	31	12.550	1:05.545
90	3.522	1:10.914	22	9.010	1:07.315	22	12.731	1:06.133	22	15.834	1:05.441	22	18.650	1:04.908
22	4.195	1:11.587	16	9.797	1:06.670	16	13.855	1:06.470	59	17.121	1:05.495	59	20.378	1:05.349
82	5.255	1:12.647	59	10.099	1:06.481	59	13.964	1:06.277	16	17.713	1:06.196	16	21.713	1:06.092
16	5.627	1:13.019	82	12.865	1:10.110	82	18.361	1:07.908	82	23.528	1:07.505	82	28.651	1:07.215
59	6.118	1:13.510	32	16.087	1:08.203	32	21.567	1:07.892	32	26.949	1:07.720	32	32.621	1:07.764
33	9.631	1:17.023	33	18.526	1:11.395	33	24.744	1:08.630	33	30.163	1:07.757	33	36.893	1:08.822
32	10.384	1:17.776	29	19.422	1:11.133	25	25.614	1:07.977	25	30.855	1:07.579	25	37.423	1:08.660
29	10.789	1:18.181	110	19.674	1:21.075	29	27.267	1:10.257	29	35.032	1:10.103	29	43.342	1:10.402
10	11.135	1:18.527	25	20.049	1:10.984	10	28.469	1:09.883	10	36.307	1:10.176	99	43.411	1:08.882
25	11.565	1:18.957	10	20.998	1:12.363	99	28.992	1:09.797	99	36.621	1:09.967	10	44.860	1:10.645
199	11.943	1:19.335	99	21.607	1:11.191	199	29.377	1:10.007	199	36.958	1:09.919	199	45.143	1:10.277
99	12.916	1:20.308	199	21.782	1:12.339	77	32.848	1:11.615	77	41.926	1:11.416	77	51.629	1:11.795
77	14.103	1:21.495	77	23.645	1:12.042	114	33.122	1:11.384	114	42.264	1:11.480	45	52.011	1:11.558
114	14.772	1:22.164	114	24.150	1:11.878	45	33.596	1:11.425	45	42.545	1:11.287	114	52.535	1:12.363
45	14.797	1:22.189	45	24.583	1:12.286	88	40.989	1:14.977	88	54.202	1:15.551			
88	16.475	1:23.867	88	28.424	1:14.449									

# Welsh Sports & Saloon Car Championship

## RACE 2 - LAP CHART

Lap 6			Lap 7			Lap 8			Lap 9			Lap 10		
No	Behind	Laptime	No	Behind	Laptime	No	Behind	Laptime	No	Behind	Laptime	No	Behind	Laptime
23		1:02.277	23		1:02.183	23		1:02.450	23		1:03.370	23		1:03.349
66	0.746	1:02.511	66	0.444	1:01.881	66	0.362	1:02.368	66	1.106	1:04.114	66	0.952	1:03.195
88	1 LAP	1:16.483	8	10.525	1:03.705	77	1 LAP	1:12.425	29	1 LAP	1:09.703	99	1 LAP	1:09.812
8	9.003	1:05.478	90	13.266	1:03.493	114	1 LAP	1:12.076	10	1 LAP	1:09.782	29	1 LAP	1:09.582
90	11.956	1:02.959	31	17.467	1:04.793	45	1 LAP	1:12.769	199	1 LAP	1:09.912	10	1 LAP	1:09.469
31	14.857	1:04.584	88	1 LAP	1:18.698	8	12.433	1:04.358	8	15.074	1:06.011	199	1 LAP	1:09.209
22	21.882	1:05.509	22	25.576	1:05.877	90	13.733	1:02.917	90	15.411	1:05.048	8	15.232	1:03.507
59	23.053	1:04.952	59	26.052	1:05.182	31	20.026	1:05.009	114	1 LAP	1:12.311	90	15.429	1:03.367
16	25.890	1:06.454	16	29.888	1:06.181	22	29.058	1:05.932	77	1 LAP	1:13.128	114	1 LAP	1:08.827
82	33.430	1:07.056	82	38.122	1:06.875	59	29.363	1:05.761	45	1 LAP	1:12.713	31	25.584	1:06.706
32	37.910	1:07.566	32	43.408	1:07.681	16	34.411	1:06.973	31	22.227	1:05.571	77	1 LAP	1:12.373
33	42.197	1:07.581	33	47.911	1:07.897	88	1 LAP	1:17.273	22	31.306	1:05.618	45	1 LAP	1:12.441
25	43.111	1:07.965	25	48.296	1:07.368	82	42.467	1:06.795	59	31.667	1:05.674	22	33.648	1:05.691
99	49.122	1:07.988	99	54.768	1:07.829	32	48.476	1:07.518	16	37.483	1:06.442	16	41.700	1:07.566
29	51.222	1:10.157	29	58.371	1:09.332	33	52.798	1:07.337	82	46.685	1:07.588	59	42.242	1:13.924
199	51.592	1:08.726	10	58.627	1:09.031	25	53.729	1:07.883	88	1 LAP	1:14.491	82	51.699	1:08.363
10	51.779	1:09.196	199	58.909	1:09.500	99	1:00.091	1:07.773	32	53.021	1:07.915	32	57.772	1:08.100
77	1:00.807	1:11.455							33	56.630	1:07.202	88	1 LAP	1:15.175
45	1:01.078	1:11.344							25	57.605	1:07.246	33	1:00.976	1:07.695
114	1:01.483	1:11.225										25	1:02.064	1:07.808

Pembrey  
 Circuit Length = 1.4559 miles  
 Start: 15:13 End: 15:31

# Welsh Sports & Saloon Car Championship

## RACE 2 - LAP CHART

Lap 11			Lap 12			Lap 13			Lap 14			Lap 15		
No	Behind	Laptime	No	Behind	Laptime	No	Behind	Laptime	No	Behind	Laptime	No	Behind	Laptime
23		1:03.096	23		1:03.937	23		1:04.110	23		1:04.499	23		1:04.064
66	0.404	1:02.548	66	0.309	1:03.842	66	0.218	1:04.019	66	0.136	1:04.417	66	0.276	1:04.204
99	1 LAP	1:09.490	25	1 LAP	1:09.283	32	1 LAP	1:09.215	82	1 LAP	1:12.155	45	2 LAPS	1:13.565
199	1 LAP	1:10.667	88	2 LAPS	1:18.118	25	1 LAP	1:07.623	32	1 LAP	1:08.177	82	1 LAP	1:08.317
8	16.905	1:04.769	99	1 LAP	1:09.723	8	19.293	1:04.844	25	1 LAP	1:09.194	32	1 LAP	1:10.589
90	17.145	1:04.812	8	18.559	1:05.591	90	19.608	1:04.865	8	19.276	1:04.482	25	1 LAP	1:09.652
10	1 LAP	1:12.458	90	18.853	1:05.645	99	1 LAP	1:11.259	90	19.641	1:04.532	8	18.564	1:03.352
29	1 LAP	1:14.548	199	1 LAP	1:08.814	199	1 LAP	1:07.879	99	1 LAP	1:10.114	90	19.380	1:03.803
31	28.118	1:05.630	10	1 LAP	1:09.627	88	2 LAPS	1:18.126	199	1 LAP	1:08.107	99	1 LAP	1:10.410
114	1 LAP	1:10.421	31	30.196	1:06.015	10	1 LAP	1:08.349	10	1 LAP	1:09.215	199	1 LAP	1:10.152
77	1 LAP	1:11.768	29	1 LAP	1:17.111	31	31.404	1:05.318	31	33.587	1:06.682	31	36.597	1:07.074
22	36.143	1:05.591	114	1 LAP	1:09.557	22	41.601	1:06.117	88	2 LAPS	1:15.966	10	1 LAP	1:08.899
45	1 LAP	1:17.796	22	39.594	1:07.388	114	1 LAP	1:10.948	22	43.627	1:06.525	22	45.757	1:06.194
59	45.327	1:06.181	77	1 LAP	1:13.043	77	1 LAP	1:11.487	114	1 LAP	1:10.593	88	2 LAPS	1:15.557
16	45.492	1:06.888	45	1 LAP	1:12.121	16	57.521	1:10.093	77	1 LAP	1:11.444	114	1 LAP	1:10.326
82	55.669	1:07.066	59	51.380	1:09.990	59	58.013	1:10.743	16	1:00.894	1:07.872			
32	1:02.476	1:07.800	16	51.538	1:09.983	45	1 LAP	1:14.197	59	1:01.171	1:07.657			
			82	1:01.314	1:09.582									

Pembrey  
 Circuit Length = 1.4559 miles  
 Start: 15:13 End: 15:31

# Welsh Sports & Saloon Car Championship

## RACE 2 - LAP CHART


Lap 16		
No	Behind	Laptime
23		1:05.334
16	1 LAP	1:08.868
66	0.494	1:05.552
59	1 LAP	1:09.364
77	2 LAPS	1:13.433
82	1 LAP	1:10.309
45	2 LAPS	1:14.413
32	1 LAP	1:08.274
90	19.299	1:05.253
8	20.920	1:07.690
25	1 LAP	1:10.414
31	39.083	1:07.820
99	1 LAP	1:10.956
199	1 LAP	1:11.359
10	1 LAP	1:08.932
22	46.401	1:05.978
88	2 LAPS	1:15.240
114	1 LAP	1:10.522

Pembrey  
Circuit Length = 1.4559 miles  
Start: 15:13 End: 15:31



# Welsh Sports & Saloon Car Championship

## RACE 7 - GRID

ROW 11	110 Chris EVERILL	15 Philip BENDALL
ROW 10	29 Russell HAGGERTY	33 Kenneth RATTENBURY
ROW 9	45 Adrian CHAPMAN	88 Chris MORRIS
ROW 8	114 Yolande HUMPHREYS	77 James TURNER
ROW 7	199 Steve HUMPHREYS	10 Mike WOODS
ROW 6	25 Anthony ALLITT	99 Paul TROWBRIDGE
ROW 5	82 M WRIGHT	32 Jason DAVIES
ROW 4	16 Mark NICOLSON	59 Geraint REES
ROW 3	31 Martin DAVIES	22 Andy WILLIAMS
ROW 2	8 Nigel BOWEN	90 Nigel PIKE
ROW 1	23 Alvin POWELL	66 Rhys LLOYD
<b>Pole</b>		
		

Car 90 - 10 second penalty - G.82 - Failure to comply with Yellow Flag signals

Pembrey  
Circuit Length = 1.4559 miles

**These results are provisional until the conclusion of any judicial and technical matters.**

Clerk of Course :		Timekeeper :

# Welsh Sports & Saloon Car Championship

## RACE 7 - CLASSIFICATION - AMENDED

POS	NO	CL	NAME	ENTRY	LAPS	TIME	GAP	DIFF	MPH	BEST	ON
1	23	D	Alvin POWELL	Ford Mondeo	12	12:46.672			82.03	1:02.142	5
2	66	C	Rhys LLOYD	Seat Leon Cupra R	12	12:54.669	7.997	7.997	81.18	1:02.295	11
3	90	C	Nigel PIKE	Marcos Mantis	12	12:57.986	11.314	3.317	80.84	1:03.217	6
4	31	C	Martin DAVIES	Ford Sierra Cosworth	12	13:06.185	19.513	8.199	79.99	1:04.322	7
5	110	D	Chris EVERILL	Ginetta GT4	12	13:15.605	28.933	9.420	79.05	1:03.610	4
6	22	C	Andy WILLIAMS	Ford Sierra Sapphire	12	13:18.131	31.459	2.526	78.80	1:04.778	7
7	59	B	Geraint REES	Westfield SE1	12	13:25.270	38.598	7.139	78.10	1:05.562	6
8	1	D	Keith BUTCHER	Nissan Primera	12	13:32.338	45.666	7.068	77.42	1:05.236	5
9	72	C	Stephen PEARCY	Rover 220 Turbo	12	13:46.691	1:00.019	14.353	76.07	1:06.477	7
10	25	B	Anthony ALLITT	Honda Civic Type R	12	13:47.026	1:00.354	0.335	76.04	1:07.309	10
11	16	B	Mark NICOLSON	Honda Integra Type R	12	13:50.858	1:04.186	3.832	75.69	1:06.378	9
12	199	A	Steve HUMPHREYS	Caterham Rover K	12	13:55.584	1:08.912	4.726	75.26	1:07.395	9
13	34	B	Lee DAVID	Honda CRX	12	14:19.288	1:32.616	23.704	73.19	1:06.569	5
14	33	C	Kenneth RATTENBURY	Ford Sierra	11	12:57.890	1 lap	1 lap	74.11	1:08.385	7
15	10	B	Mike WOODS	Honda Civic	11	13:00.486	1 lap	2.596	73.86	1:09.133	8
16	77	C	James TURNER	Volkswagen Vento VR6	11	13:10.223	1 lap	9.737	72.95	1:09.402	11
17	45	A	Adrian CHAPMAN	Raw Striker	11	13:16.232	1 lap	6.009	72.40	1:09.774	4
18	114	A	Yolande HUMPHREYS	Caterham Rover K	11	13:34.546	1 lap	18.314	70.77	1:10.001	10
19	88	A	Chris MORRIS	Suzuki Ignis	11	13:54.141	1 lap	19.595	69.11	1:13.908	6
20	15	A	Philip BENDALL	Ford Fiesta XR2i	11	13:54.634	1 lap	0.493	69.07	1:12.973	4
21	7	C	Ken DAVIES	Porsche 924S	11	13:55.530	1 lap	0.896	69.00	1:12.980	4

NOT CLASSIFIED

DNF	32	B	Jason DAVIES	Ford Escort	9	10:22.558	3 laps	2 laps	75.76	1:07.548	4
DNF	82	C	Mike WRIGHT	Volkswagen Golf VR6	10	11:54.370	2 laps	0.000	73.36	1:06.685	5
NC	8	D	Nigel BOWEN	Nissan Primera Super Tourer	12	12:50.824	4.152	0.000	81.59	1:02.572	5
NC	99	B	Paul TROWBRIDGE	Ginetta G20		12:44.503	1 lap		75.41	1:07.515	8

FASTEST LAP

23	D	Alvin POWELL	Ford Mondeo	5	1:02.142	84.34 mph	135.73 kph
66	C	Rhys LLOYD	Seat Leon Cupra R	11	1:02.295	84.13 mph	135.40 kph
59	B	Geraint REES	Westfield SE1	6	1:05.562	79.94 mph	128.65 kph
199	A	Steve HUMPHREYS	Caterham Rover K	9	1:07.395	77.76 mph	125.15 kph

Cars 8 + 99 not running at time of Red Flag  
Car 8 - Transponder still not working - Please see the timekeepers

Pembrey  
Circuit Length = 1.4559 miles  
Start: 10:21 End: 10:37

These results are provisional until the conclusion of any judicial and technical matters.

Clerk of Course :	Timekeeper :
-------------------	--------------

# Welsh Sports & Saloon Car Championship

## RACE 7 - LAP CHART

Lap 1			Lap 2			Lap 3			Lap 4			Lap 5		
No	Behind	Laptime	No	Behind	Laptime	No	Behind	Laptime	No	Behind	Laptime	No	Behind	Laptime
23		1:09.027	23		1:03.288	23		1:03.780	23		1:02.694	23		1:02.142
8	0.558	1:09.585	8	1.266	1:03.996	8	0.927	1:03.441	8	1.139	1:02.906	8	1.569	1:02.572
66	0.807	1:09.834	66	1.529	1:04.010	66	1.107	1:03.358	66	1.707	1:03.294	66	2.031	1:02.466
31	2.602	1:11.629	31	4.931	1:05.617	31	6.334	1:05.183	90	8.232	1:04.161	90	9.329	1:03.239
90	3.351	1:12.378	90	5.626	1:05.563	90	6.765	1:04.919	31	9.217	1:05.577	31	11.689	1:04.614
22	3.730	1:12.757	22	7.109	1:06.667	22	9.269	1:05.940	22	12.274	1:05.699	110	15.253	1:04.689
59	5.010	1:14.037	59	9.233	1:07.511	110	11.790	1:03.735	110	12.706	1:03.610	22	15.871	1:05.739
32	6.393	1:15.420	32	11.260	1:08.155	59	12.266	1:06.813	59	15.968	1:06.396	59	19.435	1:05.609
82	8.456	1:17.483	110	11.835	1:04.393	32	15.397	1:07.917	32	20.251	1:07.548	82	25.166	1:06.685
99	9.379	1:18.406	82	12.877	1:07.709	82	16.041	1:06.944	82	20.623	1:07.276	32	25.864	1:07.755
25	9.731	1:18.758	99	15.274	1:09.183	25	19.276	1:07.565	25	24.290	1:07.708	1	28.318	1:05.236
110	10.730	1:19.757	25	15.491	1:09.048	99	21.023	1:09.529	1	25.224	1:05.845	25	30.749	1:08.601
199	11.610	1:20.637	199	16.901	1:08.579	1	22.073	1:06.602	99	27.598	1:09.269	99	34.347	1:08.891
10	12.041	1:21.068	72	18.745	1:09.312	199	22.090	1:08.969	199	28.302	1:08.906	72	34.601	1:07.948
72	12.721	1:21.748	1	19.251	1:08.992	72	24.223	1:09.258	72	28.795	1:07.266	199	35.030	1:08.870
1	13.547	1:22.574	10	20.121	1:11.368	33	26.807	1:09.724	34	32.098	1:07.822	34	36.525	1:06.569
33	14.074	1:23.101	33	20.863	1:10.077	34	26.970	1:09.393	33	33.591	1:09.478	33	41.621	1:10.172
77	15.319	1:24.346	34	21.357	1:09.300	10	29.061	1:12.720	10	35.532	1:09.165	16	42.236	1:08.235
34	15.345	1:24.372	77	23.867	1:11.836	77	30.763	1:10.676	16	36.143	1:07.915	10	42.955	1:09.565
88	16.560	1:25.587	45	24.613	1:11.100	16	30.922	1:09.673	77	38.613	1:10.544	77	46.444	1:09.973
45	16.801	1:25.828	16	25.029	1:09.589	45	32.078	1:11.245	45	39.158	1:09.774	45	46.866	1:09.850
16	18.728	1:27.755	88	29.487	1:16.215	88	40.590	1:14.883	114	51.562	1:12.725	114	1:00.870	1:11.450
114	21.471	1:30.498	114	32.476	1:14.293	114	41.531	1:12.835	88	52.180	1:14.284			
15	22.005	1:31.032	15	33.438	1:14.721	15	42.835	1:13.177	15	53.114	1:12.973			
7	22.583	1:31.610	7	33.926	1:14.631	7	43.423	1:13.277	7	53.709	1:12.980			

Pembrey  
Circuit Length = 1.4559 miles  
Start: 10:21 End: 10:37

# Welsh Sports & Saloon Car Championship

## RACE 7 - LAP CHART

Lap 6			Lap 7			Lap 8			Lap 9			Lap 10		
No	Behind	Laptime	No	Behind	Laptime	No	Behind	Laptime	No	Behind	Laptime	No	Behind	Laptime
23		1:03.554	23		1:02.215	23		1:02.651	23		1:04.596	23		1:04.276
66	1.590	1:03.113	66	2.085	1:02.710	8	7.177	1:04.478	77	1 LAP	1:10.674	10	1 LAP	1:09.669
88	1 LAP	1:15.181	8	5.350	1:05.351	66	11.453	1:12.019	45	1 LAP	1:11.382	8	6.027	1:04.349
15	1 LAP	1:14.546	114	1 LAP	1:14.975	90	12.553	1:04.754	8	5.954	1:03.373	66	8.266	1:03.108
8	2.214	1:04.199	90	10.450	1:03.673	31	17.000	1:04.774	66	9.434	1:02.577	90	11.527	1:03.839
7	1 LAP	1:15.791	88	1 LAP	1:13.908	114	1 LAP	1:11.783	90	11.964	1:04.007	77	1 LAP	1:11.379
90	8.992	1:03.217	15	1 LAP	1:13.942	110	23.050	1:06.171	31	16.976	1:04.572	45	1 LAP	1:11.630
31	12.770	1:04.635	31	14.877	1:04.322	22	23.867	1:06.415	110	23.684	1:05.230	31	17.164	1:04.464
110	16.656	1:04.957	7	1 LAP	1:13.365	88	1 LAP	1:14.792	22	26.364	1:07.093	110	25.032	1:05.624
22	17.540	1:05.223	110	19.530	1:05.089	15	1 LAP	1:14.790	114	1 LAP	1:13.313	22	28.343	1:06.255
59	21.443	1:05.562	22	20.103	1:04.778	7	1 LAP	1:14.747	59	32.617	1:08.139	59	34.155	1:05.814
32	30.229	1:07.919	59	25.417	1:06.189	59	29.074	1:06.308	88	1 LAP	1:14.511	114	1 LAP	1:11.847
1	30.272	1:05.508	1	35.260	1:07.203	1	38.540	1:05.931	15	1 LAP	1:14.590	1	42.589	1:07.026
82	34.565	1:12.953	32	36.511	1:08.497	32	41.765	1:07.905	7	1 LAP	1:13.911	88	1 LAP	1:14.174
25	34.926	1:07.731	25	40.728	1:08.017	25	45.858	1:07.781	1	39.839	1:05.895	15	1 LAP	1:13.934
72	38.281	1:07.234	82	41.078	1:08.728	72	47.229	1:07.337	32	48.611	1:11.442	7	1 LAP	1:14.471
99	39.393	1:08.600	72	42.543	1:06.477	82	48.623	1:10.196	25	48.882	1:07.620	25	51.915	1:07.309
199	39.655	1:08.179	99	44.993	1:07.815	99	49.857	1:07.515	72	49.946	1:07.313	72	52.328	1:06.658
34	39.868	1:06.897	199	45.366	1:07.926	34	50.446	1:07.433	82	51.807	1:07.780	34	57.137	1:08.285
16	45.869	1:07.187	34	45.664	1:08.011	199	51.040	1:08.325	99	52.809	1:07.548	99	57.667	1:09.134
33	47.505	1:09.438	16	50.392	1:06.738	16	54.353	1:06.612	34	53.128	1:07.278	16	58.526	1:06.667
10	48.651	1:09.250	33	53.675	1:08.385	33	59.837	1:08.813	199	53.839	1:07.395	199	58.915	1:09.352
77	53.647	1:10.757	10	55.841	1:09.405	10	1:02.323	1:09.133	16	56.135	1:06.378			
45	53.887	1:10.575	45	1:01.511	1:09.839				33	1:04.157	1:08.916			
			77	1:02.055	1:10.623									

Pembrey  
 Circuit Length = 1.4559 miles  
 Start: 10:21 End: 10:37

# Welsh Sports & Saloon Car Championship


## RACE 7 - LAP CHART

Lap 11			Lap 12		
No	Behind	Laptime	No	Behind	Laptime
23		1:03.952	23		1:04.497
33	1 LAP	1:09.316	8	4.152	1:03.091
8	5.558	1:03.483	66	7.997	1:05.885
66	6.609	1:02.295	33	1 LAP	1:10.470
10	1 LAP	1:09.921	90	11.314	1:04.642
90	11.169	1:03.594	10	1 LAP	1:09.222
82	1 LAP	1:28.616 P	31	19.513	1:05.432
31	18.578	1:05.366	77	1 LAP	1:09.402
77	1 LAP	1:10.013	110	28.933	1:06.800
45	1 LAP	1:10.764	45	1 LAP	1:14.245
110	26.630	1:05.550	22	31.459	1:05.898
22	30.058	1:05.667	59	38.598	1:06.300
59	36.795	1:06.592	1	45.666	1:05.948
114	1 LAP	1:10.001	114	1 LAP	1:10.826
1	44.215	1:05.578	72	1:00.019	1:07.400
88	1 LAP	1:14.920	25	1:00.354	1:08.260
15	1 LAP	1:15.041	16	1:04.186	1:06.937
25	56.591	1:08.628	88	1 LAP	1:15.686
72	57.116	1:08.740	15	1 LAP	1:15.888
7	1 LAP	1:15.496	99	1:08.040	1:10.209
34	1:00.418	1:07.233	7	1 LAP	1:15.251
16	1:01.746	1:07.172	199	1:08.912	1:10.056
99	1:02.328	1:08.613	34	1:32.616	1:36.695
199	1:03.353	1:08.390			

Pembrey  
 Circuit Length = 1.4559 miles  
 Start: 10:21 End: 10:37

# Welsh Sports & Saloon Car Championship

## RACE 9 - GRID

ROW 13	8 Nigel BOWEN	
ROW 12	82 Mike WRIGHT	32 Jason DAVIES
ROW 11	15 Philip BENDALL	7 Ken DAVIES
ROW 10	114 Yolande HUMPHREYS	88 Chris MORRIS
ROW 9	77 James TURNER	45 Adrian CHAPMAN
ROW 8	33 Kenneth RATTENBURY	10 Mike WOODS
ROW 7	199 Steve HUMPHREYS	34 Lee DAVID
ROW 6	16 Mark NICOLSON	99 Paul TROWBRIDGE
ROW 5	72 Stephen PEARCY	25 Anthony ALLITT
ROW 4	59 Geraint REES	1 Keith BUTCHER
ROW 3	110 Chris EVERILL	22 Andy WILLIAMS
ROW 2	90 Nigel PIKE	31 Martin DAVIES
ROW 1	23 Alvin POWELL	66 Rhys LLOYD
<b>Pole</b>		
		

Pembrey  
Circuit Length = 1.4559 miles

**These results are provisional until the conclusion of any judicial and technical matters.**

Clerk of Course :		Timekeeper :
-------------------	--	--------------

# Welsh Sports & Saloon Car Championship

## RACE 9 - CLASSIFICATION

POS	NO	CL	NAME	ENTRY	LAPS	TIME	GAP	DIFF	MPH	BEST	ON
1	23	D	Alvin POWELL	Ford Mondeo	15	15:58.536			82.01	1:02.472	3
2	90	C	Nigel PIKE	Marcos Mantis	15	15:58.889	0.353	0.353	81.98	1:02.721	3
3	8	D	Nigel BOWEN	Nissan Primera Super Tourer	15	16:15.018	16.482	16.129	80.63	1:03.679	8
4	31	C	Martin DAVIES	Ford Sierra Cosworth	15	16:19.003	20.467	3.985	80.30	1:04.005	4
5	1	D	Keith BUTCHER	Nissan Primera	15	16:20.117	21.581	1.114	80.21	1:04.148	11
6	110	D	Chris EVERILL	Ginetta GT4	15	16:42.704	44.168	22.587	78.40	1:03.814	2
7	59	B	Geraint REES	Westfield SE1	15	16:46.499	47.963	3.795	78.10	1:05.276	8
8	16	B	Mark NICOLSON	Honda Integra Type R	15	16:47.794	49.258	1.295	78.00	1:05.323	12
9	22	C	Andy WILLIAMS	Ford Sierra Sapphire	15	16:56.913	58.377	9.119	77.30	1:05.348	5
10	25	B	Anthony ALLITT	Honda Civic Type R	14	16:00.327	1 lap	1 lap	76.40	1:07.071	13
11	199	A	Steve HUMPHREYS	Caterham Rover K	14	16:02.716	1 lap	2.389	76.21	1:06.866	5
12	82	C	Mike WRIGHT	Volkswagen Golf VR6	14	16:04.401	1 lap	1.685	76.08	1:06.401	9
13	34	B	Lee DAVID	Honda CRX	14	16:11.991	1 lap	7.590	75.49	1:06.790	3
14	10	B	Mike WOODS	Honda Civic	14	16:13.927	1 lap	1.936	75.34	1:08.102	3
15	99	B	Paul TROWBRIDGE	Ginetta G20	14	16:32.045	1 lap	18.118	73.96	1:08.286	10
16	114	A	Yolande HUMPHREYS	Caterham Rover K	14	16:32.590	1 lap	0.545	73.92	1:08.374	14
17	72	C	Stephen PEARCY	Rover 220 Turbo	14	16:43.305	1 lap	10.715	73.13	1:06.740	5
18	45	A	Adrian CHAPMAN	Raw Striker	14	16:59.078	1 lap	15.773	72.00	1:10.002	11
19	7	C	Ken DAVIES	Porsche 924S	13	16:27.031	2 laps	1 lap	69.03	1:14.072	12
20	88	A	Chris MORRIS	Suzuki Ignis	13	16:27.798	2 laps	0.767	68.97	1:13.811	12

### NOT CLASSIFIED

DNF	15	A	Philip BENDALL	Ford Fiesta XR2i	10	12:23.221	5 laps	3 laps	70.51	1:12.637	5
DNF	77	C	James TURNER	Volkswagen Vento VR6	8	10:07.740	7 laps	2 laps	68.99	1:09.057	6
DNF	66	C	Rhys LLOYD	Seat Leon Cupra R	0						

### FASTEST LAP

199	A	Steve HUMPHREYS	Caterham Rover K	5	1:06.866	78.38 mph	126.14 kph
59	B	Geraint REES	Westfield SE1	8	1:05.276	80.29 mph	129.21 kph
90	C	Nigel PIKE	Marcos Mantis	3	1:02.721	83.56 mph	134.48 kph
23	D	Alvin POWELL	Ford Mondeo	3	1:02.472	83.89 mph	135.01 kph

Car 8 - Transponder still not working - see the timekeepers

Weather / Track : Cloudy / Dry

These results are provisional until the conclusion of any judicial and technical matters.

Pembrey  
Circuit Length = 1.4559 miles  
Start: 12:20 End: 12:37

Clerk of Course :		Timekeeper :	
-------------------	--	--------------	--

# Welsh Sports & Saloon Car Championship

## RACE 9 - LAP CHART

Lap 1			Lap 2			Lap 3			Lap 4			Lap 5		
No	Behind	Laptime	No	Behind	Laptime	No	Behind	Laptime	No	Behind	Laptime	No	Behind	Laptime
23		1:08.408	23		1:03.085	23		1:02.472	23		1:02.849	23		1:03.470
90	0.550	1:08.958	90	1.179	1:03.714	90	1.428	1:02.721	72	1 LAP	1:07.839	90	1.939	1:03.561
110	2.244	1:10.652	110	2.973	1:03.814	110	4.952	1:04.451	90	1.848	1:03.269	72	1 LAP	1:07.808
31	3.944	1:12.352	31	5.436	1:04.577	31	7.320	1:04.356	110	6.928	1:04.825	110	9.036	1:05.578
1	4.260	1:12.668	1	5.771	1:04.596	1	7.819	1:04.520	31	8.476	1:04.005	31	9.382	1:04.376
8	5.337	1:13.745	8	6.142	1:03.890	8	8.004	1:04.334	1	9.321	1:04.351	8	11.013	1:04.792
16	6.569	1:14.977	16	10.505	1:07.021	16	14.677	1:06.644	8	9.691	1:04.536	1	11.830	1:05.979
34	6.756	1:15.164	34	11.119	1:07.448	34	15.437	1:06.790	16	19.130	1:07.302	16	22.558	1:06.898
199	8.023	1:16.431	199	13.317	1:08.379	25	18.705	1:07.578	34	19.826	1:07.238	34	24.947	1:08.591
25	8.768	1:17.176	25	13.599	1:07.916	59	19.816	1:07.386	59	23.174	1:06.207	59	26.568	1:06.864
10	9.419	1:17.827	59	14.902	1:07.489	199	20.189	1:09.344	25	23.597	1:07.741	25	28.193	1:08.066
59	10.498	1:18.906	10	15.457	1:09.123	10	21.087	1:08.102	199	25.149	1:07.809	199	28.545	1:06.866
114	11.579	1:19.987	114	18.026	1:09.532	77	25.640	1:09.594	10	26.568	1:08.330	22	32.462	1:05.348
77	12.267	1:20.675	77	18.518	1:09.336	82	26.087	1:09.472	22	30.584	1:05.580	10	33.185	1:10.087
82	12.739	1:21.147	82	19.087	1:09.433	114	27.042	1:11.488	82	31.376	1:08.138	82	35.129	1:07.223
15	14.792	1:23.200	22	23.676	1:09.458	22	27.853	1:06.649	114	35.070	1:10.877	114	41.848	1:10.248
88	15.821	1:24.229	15	25.167	1:13.460	99	33.952	1:10.584	77	40.432	1:17.641	77	46.615	1:09.653
45	15.929	1:24.337	99	25.840	1:12.067	45	35.707	1:11.470	99	40.764	1:09.661	99	46.918	1:09.624
99	16.858	1:25.266	45	26.709	1:13.865	15	36.178	1:13.483	45	44.252	1:11.394	45	51.959	1:11.177
22	17.303	1:25.711	7	29.630	1:14.594	7	42.005	1:14.847	15	46.140	1:12.811	15	55.307	1:12.637
7	18.121	1:26.529	88	30.244	1:17.508	88	42.822	1:15.050	7	53.906	1:14.750			
72	52.738	2:01.146	72	58.141	1:08.488				88	54.710	1:14.737			

Car 8 - Transponder still not working - see the timekeepers

Pembrey  
Circuit Length = 1.4559 miles  
Start: 12:20 End: 12:37



# Welsh Sports & Saloon Car Championship

## RACE 9 - LAP CHART

Lap 6			Lap 7			Lap 8			Lap 9			Lap 10		
No	Behind	Laptime	No	Behind	Laptime	No	Behind	Laptime	No	Behind	Laptime	No	Behind	Laptime
23		1:03.922	23		1:03.489	23		1:03.859	23		1:04.071	23		1:03.409
7	1 LAP	1:14.938	15	1 LAP	1:13.273	90	2.112	1:04.452	90	0.881	1:02.840	90	1.034	1:03.562
90	1.696	1:03.679	90	1.519	1:03.312	45	1 LAP	1:13.429	45	1 LAP	1:10.920	114	1 LAP	1:11.544
88	1 LAP	1:14.674	72	1 LAP	1:07.549	15	1 LAP	1:12.685	8	11.887	1:04.099	99	1 LAP	1:09.321
72	1 LAP	1:06.740	8	12.039	1:04.167	8	11.859	1:03.679	31	15.111	1:04.991	8	12.209	1:03.731
31	10.430	1:04.970	31	12.908	1:05.967	31	14.191	1:05.142	1	17.156	1:04.217	31	16.223	1:04.521
8	11.361	1:04.270	7	1 LAP	1:15.302	1	17.010	1:05.489	15	1 LAP	1:14.548	1	18.423	1:04.676
110	12.248	1:07.134	88	1 LAP	1:15.735	72	1 LAP	1:10.104	110	21.804	1:06.488	45	1 LAP	1:13.842
1	13.307	1:05.399	110	15.189	1:06.430	110	19.387	1:08.057	72	1 LAP	1:08.384	110	25.439	1:07.044
16	26.080	1:07.444	1	15.380	1:05.562	7	1 LAP	1:15.409	77	1 LAP	1:42.169 P	72	1 LAP	1:07.683
59	29.874	1:07.228	16	29.588	1:06.997	88	1 LAP	1:16.094	16	35.436	1:06.957	15	1 LAP	1:13.892
34	30.590	1:09.565	59	32.297	1:05.912	16	32.550	1:06.821	59	35.900	1:06.257	59	38.608	1:06.117
25	32.814	1:08.543	34	36.159	1:09.058	59	33.714	1:05.276	7	1 LAP	1:16.142	16	39.194	1:07.167
199	33.117	1:08.494	25	37.741	1:08.416	22	40.222	1:06.171	88	1 LAP	1:14.530	22	45.603	1:06.864
22	34.324	1:05.784	22	37.910	1:07.075	25	42.441	1:08.559	22	42.148	1:05.997	88	1 LAP	1:13.933
10	38.316	1:09.053	199	38.604	1:08.976	34	42.442	1:10.142	25	46.009	1:07.639	7	1 LAP	1:14.231
82	38.587	1:07.380	82	42.901	1:07.803	199	42.911	1:08.166	199	46.556	1:07.716	25	50.286	1:07.686
114	48.047	1:10.121	10	43.880	1:09.053	82	46.013	1:06.971	34	47.461	1:09.090	199	51.548	1:08.401
77	51.750	1:09.057	114	54.782	1:10.224	10	48.323	1:08.302	82	48.343	1:06.401	82	52.252	1:07.318
99	51.986	1:08.990	77	57.876	1:09.615	114	1:00.993	1:10.070	10	52.594	1:08.342	34	53.745	1:09.693
45	58.844	1:10.807	99	58.083	1:09.586	99	1:03.425	1:09.201				10	58.249	1:09.064

Car 8 - Transponder still not working - see the timekeepers

Pembrey  
Circuit Length = 1.4559 miles  
Start: 12:20 End: 12:37

# Welsh Sports & Saloon Car Championship


## RACE 9 - LAP CHART

Lap 11			Lap 12			Lap 13			Lap 14			Lap 15		
No	Behind	Laptime	No	Behind	Laptime	No	Behind	Laptime	No	Behind	Laptime	No	Behind	Laptime
23		1:04.139	23		1:04.116	23		1:03.981	23		1:03.559	23		1:03.707
90	0.428	1:03.533	90	0.194	1:03.882	90	0.412	1:04.199	90	0.325	1:03.472	90	0.353	1:03.735
99	1 LAP	1:08.286	8	14.048	1:04.565	10	1 LAP	1:10.842	82	1 LAP	1:08.789	25	1 LAP	1:08.271
114	1 LAP	1:09.825	99	1 LAP	1:09.384	7	2 LAPS	1:14.912	34	1 LAP	1:10.393	199	1 LAP	1:08.230
8	13.599	1:05.529	31	17.035	1:04.454	88	2 LAPS	1:15.449	10	1 LAP	1:08.479	82	1 LAP	1:08.151
31	16.697	1:04.613	114	1 LAP	1:10.483	8	14.660	1:04.593	8	16.162	1:05.061	34	1 LAP	1:10.573
1	18.432	1:04.148	1	18.532	1:04.216	31	18.188	1:05.134	7	2 LAPS	1:14.072	10	1 LAP	1:08.417
110	28.278	1:06.978	110	31.800	1:07.638	1	19.086	1:04.535	88	2 LAPS	1:13.811	8	16.482	1:04.027
72	1 LAP	1:07.626	72	1 LAP	1:07.746	99	1 LAP	1:10.828	31	19.218	1:04.589	31	20.467	1:04.956
45	1 LAP	1:13.476	45	1 LAP	1:10.002	114	1 LAP	1:10.135	1	19.908	1:04.381	1	21.581	1:05.380
15	1 LAP	1:13.232	59	41.961	1:05.630	110	34.467	1:06.648	99	1 LAP	1:10.121	7	2 LAPS	1:15.174
59	40.447	1:05.978	16	42.510	1:05.323	72	1 LAP	1:07.740	114	1 LAP	1:09.682	88	2 LAPS	1:15.387
16	41.303	1:06.248	22	49.218	1:05.760	59	44.078	1:06.098	110	39.708	1:08.800	99	1 LAP	1:09.126
22	47.574	1:06.110	25	57.696	1:07.553	16	44.519	1:05.990	72	1 LAP	1:07.174	114	1 LAP	1:08.374
25	54.259	1:08.112	199	59.705	1:07.566	45	1 LAP	1:11.948	59	46.071	1:05.552	110	44.168	1:08.167
199	56.255	1:08.846	82	1:00.172	1:07.470	22	51.708	1:06.471	16	46.632	1:05.672	72	1 LAP	1:07.278
82	56.818	1:08.705	34	1:03.736	1:08.998	25	1:00.786	1:07.071	45	1 LAP	1:12.322	59	47.963	1:05.599
34	58.854	1:09.248				199	1:03.216	1:07.492	22	54.433	1:06.284	16	49.258	1:06.333
7	1 LAP	1:16.131										22	58.377	1:07.651
88	1 LAP	1:16.661										45	1 LAP	1:10.089
10	1:03.016	1:08.906												

Car 8 - Transponder still not working - see the timekeepers

Pembrey  
Circuit Length = 1.4559 miles  
Start: 12:20 End: 12:37

**Welsh Sports & Saloon Car Championship**  
**RACE 13 - GRID - AMENDED**

ROW 11	77 James TURNER	66 Rhys LLOYD
ROW 10	88 Chris MORRIS	15 Philip BENDALL
ROW 9	45 Adrian CHAPMAN	7 Ken DAVIES
ROW 8	114 Yolande HUMPHREYS	72 Stephen PEARCY
ROW 7	10 Mike WOODS	99 Paul TROWBRIDGE
ROW 6	82 Mike WRIGHT	34 Lee DAVID
ROW 5	25 Anthony ALLITT	199 Steve HUMPHREYS
ROW 4	16 Mark NICOLSON	22 Andy WILLIAMS
ROW 3	110 Chris EVERILL	59 Geraint REES
ROW 2	31 Martin DAVIES	1 Keith BUTCHER
ROW 1	90 Nigel PIKE	8 Nigel BOWEN
<b>Pole</b>		
		

Car 23 - Withdrawn from event

Pembrey  
 Circuit Length = 1.4559 miles

**These results are provisional until the conclusion of any judicial and technical matters.**

Clerk of Course :		Timekeeper :
-------------------	--	--------------

# Welsh Sports & Saloon Car Championship

## RACE 13 - CLASSIFICATION

POS	NO	CL	NAME	ENTRY	LAPS	TIME	GAP	DIFF	MPH	BEST	ON
1	8	D	<b>Nigel BOWEN</b>	Nissan Primera Super Tourer	15	16:04.292			81.52	1:02.979	15
2	90	C	<b>Nigel PIKE</b>	Marcos Mantis	15	16:07.262	<b>2.970</b>	2.970	81.27	1:03.196	6
3	31	C	<b>Martin DAVIES</b>	Ford Sierra Cosworth	15	16:13.957	<b>9.665</b>	6.695	80.71	1:03.815	9
4	1	D	<b>Keith BUTCHER</b>	Nissan Primera	15	16:39.574	<b>35.282</b>	25.617	78.65	1:04.904	3
5	22	C	<b>Andy WILLIAMS</b>	Ford Sierra Sapphire	15	16:48.690	<b>44.398</b>	9.116	77.93	1:05.788	4
6	59	B	<b>Geraint REES</b>	Westfield SE1	15	16:49.289	<b>44.997</b>	0.599	77.89	1:05.799	7
7	82	C	<b>Mike WRIGHT</b>	Volkswagen Golf VR6	15	17:04.304	<b>1:00.012</b>	15.015	76.75	1:06.838	9
8	34	B	<b>Lee DAVID</b>	Honda CRX	15	17:07.730	<b>1:03.438</b>	3.426	76.49	1:06.880	3
9	25	B	<b>Anthony ALLITT</b>	Honda Civic Type R	15	17:12.570	<b>1:08.278</b>	4.840	76.13	1:07.533	8
10	72	C	<b>Stephen PEARCY</b>	Rover 220 Turbo	14	16:21.806	<b>1 lap</b>	1 lap	74.73	1:08.094	7
11	99	B	<b>Paul TROWBRIDGE</b>	Ginetta G20	14	16:23.552	<b>1 lap</b>	1.746	74.60	1:07.568	7
12	114	A	<b>Yolande HUMPHREYS</b>	Caterham Rover K	14	16:23.875	<b>1 lap</b>	0.323	74.57	1:07.578	7
13	10	B	<b>Mike WOODS</b>	Honda Civic	14	16:28.650	<b>1 lap</b>	4.775	74.21	1:09.242	12
14	199	A	<b>Steve HUMPHREYS</b>	Caterham Rover K	14	16:57.924	<b>1 lap</b>	29.274	72.08	1:09.480	6
15	45	A	<b>Adrian CHAPMAN</b>	Raw Striker	14	17:06.741	<b>1 lap</b>	8.817	71.46	1:09.188	6
16	7	C	<b>Ken DAVIES</b>	Porsche 924S	13	16:18.176	<b>2 laps</b>	1 lap	69.65	1:13.321	6
17	15	A	<b>Philip BENDALL</b>	Ford Fiesta XR2i	13	16:18.462	<b>2 laps</b>	0.286	69.63	1:13.193	7
18	88	A	<b>Chris MORRIS</b>	Suzuki Ignis	13	16:30.291	<b>2 laps</b>	11.829	68.80	1:14.032	11
NOT CLASSIFIED											
NC	33	C	<b>Kenneth RATTENBURY</b>	Ford Sierra	14	16:22.213	<b>1 lap</b>	0.000	74.70	1:08.071	14
FASTEST LAP											
8	D	<b>Nigel BOWEN</b>	Nissan Primera Super Tourer	15	1:02.979	83.22 mph	133.93 kph				
90	C	<b>Nigel PIKE</b>	Marcos Mantis	6	1:03.196	82.93 mph	133.47 kph				
59	B	<b>Geraint REES</b>	Westfield SE1	7	1:05.799	79.65 mph	128.19 kph				
114	A	<b>Yolande HUMPHREYS</b>	Caterham Rover K	7	1:07.578	77.55 mph	124.81 kph				

Car 33 not running at time of Red Flag

Weather / Track : Sunny / Dry

These results are provisional until the conclusion of any judicial and technical matters.

Pembrey

Circuit Length = 1.4559 miles

Start: 15:05 End: 15:24

Clerk of Course :		Timekeeper :
-------------------	--	--------------

# Welsh Sports & Saloon Car Championship

## RACE 13 - LAP CHART

Lap 1			Lap 2			Lap 3			Lap 4			Lap 5		
No	Behind	Laptime	No	Behind	Laptime	No	Behind	Laptime	No	Behind	Laptime	No	Behind	Laptime
8		1:08.851	8		1:05.304	8		1:04.498	8		1:04.723	8		1:03.893
31	1.382	1:10.233	31	1.022	1:04.944	31	1.236	1:04.712	90	0.522	1:03.757	90	0.408	1:03.779
90	1.975	1:10.826	90	1.162	1:04.491	90	1.488	1:04.824	31	1.259	1:04.746	31	1.614	1:04.248
1	4.095	1:12.946	1	4.451	1:05.660	1	4.857	1:04.904	1	5.145	1:05.011	1	6.631	1:05.379
22	6.870	1:15.721	22	8.545	1:06.979	22	10.369	1:06.322	22	11.434	1:05.788	22	13.839	1:06.298
25	6.884	1:15.735	59	9.560	1:07.622	59	11.537	1:06.475	59	13.361	1:06.547	59	16.068	1:06.600
59	7.242	1:16.093	34	9.991	1:07.624	34	12.373	1:06.880	34	14.620	1:06.970	34	17.962	1:07.235
34	7.671	1:16.522	25	11.184	1:09.604	25	14.951	1:08.265	25	18.551	1:08.323	25	23.081	1:08.423
82	9.443	1:18.294	82	12.446	1:08.307	82	15.812	1:07.864	82	19.000	1:07.911	82	23.462	1:08.355
72	10.785	1:19.636	33	14.041	1:08.401	72	20.490	1:09.768	33	25.330	1:09.347	33	30.080	1:08.643
33	10.944	1:19.795	72	15.220	1:09.739	33	20.706	1:11.163	72	25.944	1:10.177	72	30.645	1:08.594
10	12.220	1:21.071	10	16.909	1:09.993	114	21.650	1:08.954	114	26.741	1:09.814	114	32.041	1:09.193
114	12.598	1:21.449	114	17.194	1:09.900	10	22.362	1:09.951	10	27.324	1:09.685	99	33.372	1:09.626
99	12.991	1:21.842	99	17.762	1:10.075	99	22.946	1:09.682	99	27.639	1:09.416	10	34.360	1:10.929
199	15.155	1:24.006	45	21.692	1:11.427	45	28.895	1:11.701	45	34.739	1:10.567	45	40.469	1:09.623
45	15.569	1:24.420	199	22.593	1:12.742	199	29.451	1:11.356	199	35.005	1:10.277	199	40.836	1:09.724
7	16.466	1:25.317	7	25.281	1:14.119	7	34.565	1:13.782	7	43.301	1:13.459	7	53.218	1:13.810
88	17.467	1:26.318	88	27.678	1:15.515	15	36.585	1:13.283	15	45.479	1:13.617	15	54.827	1:13.241
15	18.344	1:27.195	15	27.800	1:14.760	88	38.238	1:15.058	88	47.726	1:14.211	88	58.757	1:14.924

Pembrey  
Circuit Length = 1.4559 miles  
Start: 15:05 End: 15:24

# Welsh Sports & Saloon Car Championship

## RACE 13 - LAP CHART

Lap 6			Lap 7			Lap 8			Lap 9			Lap 10		
No	Behind	Laptime	No	Behind	Laptime	No	Behind	Laptime	No	Behind	Laptime	No	Behind	Laptime
8		1:03.217	8		1:04.436	8		1:03.453	8		1:03.020	8		1:03.267
90	0.387	1:03.196	90	0.220	1:04.269	90	1.204	1:04.437	90	1.411	1:03.227	90	2.297	1:04.153
31	2.306	1:03.909	15	1 LAP	1:14.608	31	3.121	1:04.122	31	3.916	1:03.815	31	5.637	1:04.988
1	9.596	1:06.182	31	2.452	1:04.582	7	1 LAP	1:14.863	45	1 LAP	1:30.325	199	1 LAP	1:14.184
22	16.880	1:06.258	88	1 LAP	1:16.064	15	1 LAP	1:13.193	1	18.372	1:07.324	1	22.261	1:07.156
59	19.025	1:06.174	1	11.221	1:06.061	1	14.068	1:06.300	7	1 LAP	1:15.002	45	1 LAP	1:13.728
34	22.913	1:08.168	22	19.063	1:06.619	88	1 LAP	1:15.549	15	1 LAP	1:14.221	22	30.546	1:07.734
25	28.310	1:08.446	59	20.388	1:05.799	22	22.439	1:06.829	22	26.079	1:06.660	59	31.345	1:07.822
82	29.109	1:08.864	34	26.193	1:07.716	59	23.019	1:06.084	59	26.790	1:06.791	7	1 LAP	1:15.518
33	35.003	1:08.140	82	31.931	1:07.258	34	30.752	1:08.012	88	1 LAP	1:17.124	15	1 LAP	1:15.601
72	36.236	1:08.808	25	32.482	1:08.608	82	35.336	1:06.858	34	36.178	1:08.446	34	40.754	1:07.843
114	37.283	1:08.459	33	39.291	1:08.724	25	36.562	1:07.533	82	39.154	1:06.838	82	42.869	1:06.982
99	37.809	1:07.654	72	39.894	1:08.094	33	45.038	1:09.200	25	41.661	1:08.119	88	1 LAP	1:15.617
10	40.624	1:09.481	114	40.425	1:07.578	72	45.329	1:08.888	33	53.960	1:11.942	25	46.197	1:07.803
45	46.440	1:09.188	99	40.941	1:07.568	114	46.539	1:09.567	72	54.109	1:11.800	72	59.328	1:08.486
199	47.099	1:09.480	10	45.667	1:09.479	99	47.098	1:09.610	99	54.840	1:10.762	33	1:00.480	1:09.787
7	1:03.322	1:13.321	199	52.689	1:10.026	10	51.990	1:09.776	114	55.295	1:11.776	114	1:01.044	1:09.016
			45	53.077	1:11.073	199	1:00.741	1:11.505	10	58.894	1:09.924	99	1:01.589	1:10.016

Pembrey  
Circuit Length = 1.4559 miles  
Start: 15:05 End: 15:24

# Welsh Sports & Saloon Car Championship

## RACE 13 - LAP CHART

Lap 11			Lap 12			Lap 13			Lap 14			Lap 15		
No	Behind	Laptime	No	Behind	Laptime	No	Behind	Laptime	No	Behind	Laptime	No	Behind	Laptime
8		1:03.340	8		1:04.980	8		1:04.389	8		1:03.942	8		1:02.979
10	1 LAP	1:09.915	33	1 LAP	1:09.780	88	2 LAPS	1:14.032	90	2.116	1:03.902	90	2.970	1:03.833
90	3.393	1:04.436	90	2.788	1:04.375	90	2.156	1:03.757	7	2 LAPS	1:14.630	31	9.665	1:04.953
31	6.417	1:04.120	114	1 LAP	1:10.491	72	1 LAP	1:10.166	15	2 LAPS	1:14.667	7	2 LAPS	1:14.400
199	1 LAP	1:13.202	99	1 LAP	1:10.166	31	6.753	1:05.597	31	7.691	1:04.880	15	2 LAPS	1:13.907
1	25.521	1:06.600	31	5.545	1:04.108	33	1 LAP	1:10.235	72	1 LAP	1:10.082	72	1 LAP	1:08.880
22	34.228	1:07.022	10	1 LAP	1:10.113	114	1 LAP	1:09.701	88	2 LAPS	1:15.072	33	1 LAP	1:08.071
59	34.800	1:06.795	199	1 LAP	1:12.436	99	1 LAP	1:10.009	33	1 LAP	1:08.985	99	1 LAP	1:08.230
45	1 LAP	1:11.985	1	26.937	1:06.396	10	1 LAP	1:09.242	99	1 LAP	1:08.896	114	1 LAP	1:08.303
7	1 LAP	1:14.907	22	35.614	1:06.366	1	29.498	1:06.950	114	1 LAP	1:09.674	10	1 LAP	1:09.612
34	46.265	1:08.851	59	35.973	1:06.153	199	1 LAP	1:12.450	10	1 LAP	1:09.479	88	2 LAPS	1:16.363
82	46.732	1:07.203	45	1 LAP	1:10.254	22	37.733	1:06.508	1	31.768	1:06.212	1	35.282	1:06.493
15	1 LAP	1:15.121	82	49.396	1:07.644	59	38.457	1:06.873	22	40.620	1:06.829	22	44.398	1:06.757
25	50.906	1:08.049	34	50.144	1:08.859	45	1 LAP	1:10.967	59	41.093	1:06.578	59	44.997	1:06.883
88	1 LAP	1:14.444	25	54.596	1:08.670	82	52.029	1:07.022	199	1 LAP	1:13.331	199	1 LAP	1:13.205
72	1:04.676	1:08.688	7	1 LAP	1:15.048	34	53.705	1:07.950	45	1 LAP	1:10.814	82	1:00.012	1:07.873
			15	1 LAP	1:15.048	25	58.457	1:08.250	82	55.118	1:07.031	45	1 LAP	1:10.669
									34	57.669	1:07.906	34	1:03.438	1:08.748
									25	1:02.649	1:08.134	25	1:08.278	1:08.608

Pembrey  
 Circuit Length = 1.4559 miles  
 Start: 15:05 End: 15:24

# Ma5da Racing Challenge

## QUALIFYING FOR RACE 3 - CLASSIFICATION - AMENDED

POS	NO	CL	NAME	ENTRY	TIME	ON	LAPS	GAP	DIFF	MPH
1	1		Jonathan GREENSMITH	Mazda MX-5	1:10.718	15	17			74.11
2	3		Tom ROCHE	Mazda MX-5	1:10.980	5	6	0.262	0.262	73.83
3	88		Simon MCALPINE	Mazda MX-5	1:11.216	3	15	0.498	0.236	73.59
4	10		Steve GREENSMITH	Mazda MX-5	1:11.332	13	17	0.614	0.116	73.47
5	66		Carl POWELL	Mazda MX-5	1:11.333	6	11	0.615	0.001	73.47
6	25		Chris LONGMORE	Mazda MX-5	1:11.354	6	15	0.636	0.021	73.45
7	99		Jonathan BLAKE	Mazda MX-5	1:11.433	4	16	0.715	0.079	73.37
8	2		Jenny GARRETT	Mazda MX-5	1:11.498	9	14	0.780	0.065	73.30
9	6		Alyn ROBSON	Mazda MX-5	1:11.499	9	12	0.781	0.001	73.30
10	55		Martin STEVINSON	Mazda MX-5	1:11.700	12	16	0.982	0.201	73.09
11	28		Scot KIRLEW	Mazda MX-5	1:11.911	9	17	1.193	0.211	72.88
12	12		Serge SMITH	Mazda MX-5	1:12.039	16	16	1.321	0.128	72.75
13	77		Kevin MIDDLETON	Mazda MX-5	1:12.093	4	17	1.375	0.054	72.69
14	80		Sam HILL	Mazda MX-5	1:12.219	4	17	1.501	0.126	72.57
15	31		Martin DOONER	Mazda MX-5	1:12.761	11	16	2.043	0.542	72.03
16	29		Robert STEVENS	Mazda MX-5	1:13.124	2	16	2.406	0.363	71.67
17	21		Matthew BATES	Mazda MX-5	1:13.277	4	16	2.559	0.153	71.52
18	67		BAILEY/CARRIGAN	Mazda MX-5	1:13.889	10	14	3.171	0.612	70.93
19	38		Lee WOODCOCK	Mazda MX-5	1:14.207	11	16	3.489	0.318	70.62
DQ	72		Andrew CLARKSON	Mazda MX-5			17			

Car 72 - Practice times deleted - Eligibility

Pembrey  
Circuit Length = 1.4559 miles  
Start: 12:05 End: 12:26

These results are provisional until the conclusion of any judicial and technical matters.

Clerk of Course :		Timekeeper :
-------------------	--	--------------



# Ma5da Racing Challenge

## QUALIFYING FOR RACE 3 - LAP ANALYSIS

<b>1</b>	<b>Jonathan GREENSMITH</b>			<b>Mazda MX-5</b>			
1 -	1:12.985	+ 2.267	12:07:11.491	10 -	1:11.726	+ 1.008	12:17:59.378
2 -	1:11.344	+ 0.626	12:08:22.835	11 -	1:11.276	+ 0.558	12:19:10.654
3 -	1:11.919	+ 1.201	12:09:34.754	12 -	1:11.223	+ 0.505	12:20:21.877
4 -	1:13.323	+ 2.605	12:10:48.077	13 -	1:11.274	+ 0.556	12:21:33.151
5 -	1:12.874	+ 2.156	12:12:00.951	14 -	1:11.360	+ 0.642	12:22:44.511
6 -	1:12.988	+ 2.270	12:13:13.939	15 -	<b>1:10.718</b>		<b>12:23:55.229</b>
7 -	1:11.322	+ 0.604	12:14:25.261	16 -	1:11.601	+ 0.883	12:25:06.830
8 -	1:11.627	+ 0.909	12:15:36.888	17 -	1:11.336	+ 0.618	12:26:18.166
9 -	1:10.764	+ 0.046	12:16:47.652				
<b>2</b>	<b>Jenny GARRETT</b>			<b>Mazda MX-5</b>			
1 -	1:12.344	+ 0.846	12:06:45.700	8 -	1:13.926	+ 2.428	12:15:21.880
2 -	1:13.765	+ 2.267	12:07:59.465	9 -	<b>1:11.498</b>		<b>12:16:33.378</b>
3 -	1:13.485	+ 1.987	12:09:12.950	10 -	1:12.079	+ 0.581	12:17:45.457
4 -	1:11.950	+ 0.452	12:10:24.900	11 -	1:13.690	+ 2.192	12:18:59.147
5 -	1:13.348	+ 1.850	12:11:38.248	12 -	1:12.358	+ 0.860	12:20:11.505
6 -	1:14.924	+ 3.426	12:12:53.172	13 -	1:11.728	+ 0.230	12:21:23.233
7 -	1:14.782	+ 3.284	12:14:07.954	14 -	1:13.074	+ 1.576	12:22:36.307
<b>3</b>	<b>Tom ROCHE</b>			<b>Mazda MX-5</b>			
1 -	1:13.542	+ 2.562	12:06:44.356	4 -	1:11.383	+ 0.403	12:10:17.980
2 -	1:11.144	+ 0.164	12:07:55.500	5 -	<b>1:10.980</b>		<b>12:11:28.960</b>
3 -	1:11.097	+ 0.117	12:09:06.597	6 -	1:11.326	+ 0.346	12:12:40.286
<b>6</b>	<b>Alyn ROBSON</b>			<b>Mazda MX-5</b>			
1 -	1:14.305	+ 2.806	12:07:26.886	7 -	1:11.644	+ 0.145	12:14:40.881
2 -	1:12.360	+ 0.861	12:08:39.246	8 -	1:11.867	+ 0.368	12:15:52.748
3 -	1:12.070	+ 0.571	12:09:51.316	9 -	<b>1:11.499</b>		<b>12:17:04.247</b>
4 -	1:11.891	+ 0.392	12:11:03.207	10 -	1:13.858	+ 2.359	12:18:18.105
5 -	1:13.032	+ 1.533	12:12:16.239	11 -	1:12.002	+ 0.503	12:19:30.107
6 -	1:12.998	+ 1.499	12:13:29.237	12 -	1:12.180	+ 0.681	12:20:42.287
<b>10</b>	<b>Steve GREENSMITH</b>			<b>Mazda MX-5</b>			
1 -	1:15.346	+ 4.014	12:07:16.564	10 -	1:13.006	+ 1.674	12:18:06.630
2 -	1:12.480	+ 1.148	12:08:29.044	11 -	1:11.861	+ 0.529	12:19:18.491
3 -	1:12.145	+ 0.813	12:09:41.189	12 -	1:11.834	+ 0.502	12:20:30.325
4 -	1:11.779	+ 0.447	12:10:52.968	13 -	<b>1:11.332</b>		<b>12:21:41.657</b>
5 -	1:12.230	+ 0.898	12:12:05.198	14 -	1:11.757	+ 0.425	12:22:53.414
6 -	1:11.710	+ 0.378	12:13:16.908	15 -	1:12.067	+ 0.735	12:24:05.481
7 -	1:12.285	+ 0.953	12:14:29.193	16 -	1:11.757	+ 0.425	12:25:17.238
8 -	1:11.550	+ 0.218	12:15:40.743	17 -	1:11.836	+ 0.504	12:26:29.074
9 -	1:12.881	+ 1.549	12:16:53.624				
<b>12</b>	<b>Serge SMITH</b>			<b>Mazda MX-5</b>			
1 -	1:16.608	+ 4.569	12:07:17.859	9 -	1:14.674	+ 2.635	12:17:02.819
2 -	1:13.110	+ 1.071	12:08:30.969	10 -	1:13.114	+ 1.075	12:18:15.933
3 -	1:13.874	+ 1.835	12:09:44.843	11 -	1:12.841	+ 0.802	12:19:28.774
4 -	1:12.706	+ 0.667	12:10:57.549	12 -	1:12.729	+ 0.690	12:20:41.503
5 -	1:12.749	+ 0.710	12:12:10.298	13 -	1:12.148	+ 0.109	12:21:53.651
6 -	1:12.180	+ 0.141	12:13:22.478	14 -	1:12.076	+ 0.037	12:23:05.727
7 -	1:12.405	+ 0.366	12:14:34.883	15 -	1:12.544	+ 0.505	12:24:18.271
8 -	1:13.262	+ 1.223	12:15:48.145	16 -	<b>1:12.039</b>		<b>12:25:30.310</b>
<b>21</b>	<b>Matthew BATES</b>			<b>Mazda MX-5</b>			
1 -	1:16.172	+ 2.895	12:07:04.731	9 -	1:15.417	+ 2.140	12:17:02.967
2 -	1:14.257	+ 0.980	12:08:18.988	10 -	1:15.265	+ 1.988	12:18:18.232
3 -	1:13.809	+ 0.532	12:09:32.797	11 -	1:16.267	+ 2.990	12:19:34.499
4 -	<b>1:13.277</b>		<b>12:10:46.074</b>	12 -	1:13.754	+ 0.477	12:20:48.253
5 -	1:14.526	+ 1.249	12:12:00.600	13 -	1:14.306	+ 1.029	12:22:02.559
6 -	1:17.440	+ 4.163	12:13:18.040	14 -	1:21.821	+ 8.544	12:23:24.380
7 -	1:15.305	+ 2.028	12:14:33.345	15 -	1:13.565	+ 0.288	12:24:37.945
8 -	1:14.205	+ 0.928	12:15:47.550	16 -	1:13.314	+ 0.037	12:25:51.259

Pembrey  
Circuit Length = 1.4559 miles  
Start: 12:05 End: 12:26

# Ma5da Racing Challenge

## QUALIFYING FOR RACE 3 - LAP ANALYSIS

<b>25</b>	<b>Chris LONGMORE</b>		<b>Mazda MX-5</b>				
1 -	1:14.223	+ 2.869	12:06:55.971	9 -	1:52.472	+ 41.118	12:17:29.927
2 -	1:12.806	+ 1.452	12:08:08.777	10 -	1:12.400	+ 1.046	12:18:42.327
3 -	1:12.263	+ 0.909	12:09:21.040	11 -	1:12.320	+ 0.966	12:19:54.647
4 -	1:11.658	+ 0.304	12:10:32.698	12 -	1:11.774	+ 0.420	12:21:06.421
5 -	1:11.522	+ 0.168	12:11:44.220	13 -	1:11.473	+ 0.119	12:22:17.894
6 -	<b>1:11.354</b>		<b>12:12:55.574</b>	14 -	1:12.413	+ 1.059	12:23:30.307
7 -	1:12.024	+ 0.670	12:14:07.598	15 -	1:12.120	+ 0.766	12:24:42.427
8 -	1:29.857	+ 18.503	12:15:37.455				
<b>28</b>	<b>Scot KIRLEW</b>		<b>Mazda MX-5</b>				
1 -	1:15.850	+ 3.939	12:06:45.254	10 -	1:12.248	+ 0.337	12:17:41.095
2 -	1:13.462	+ 1.551	12:07:58.716	11 -	1:14.123	+ 2.212	12:18:55.218
3 -	1:13.758	+ 1.847	12:09:12.474	12 -	1:13.419	+ 1.508	12:20:08.637
4 -	1:12.126	+ 0.215	12:10:24.600	13 -	1:13.247	+ 1.336	12:21:21.884
5 -	1:12.274	+ 0.363	12:11:36.874	14 -	1:12.915	+ 1.004	12:22:34.799
6 -	1:12.784	+ 0.873	12:12:49.658	15 -	1:16.395	+ 4.484	12:23:51.194
7 -	1:13.482	+ 1.571	12:14:03.140	16 -	1:12.460	+ 0.549	12:25:03.654
8 -	1:13.796	+ 1.885	12:15:16.936	17 -	1:15.406	+ 3.495	12:26:19.060
9 -	<b>1:11.911</b>		<b>12:16:28.847</b>				
<b>29</b>	<b>Robert STEVENS</b>		<b>Mazda MX-5</b>				
1 -	1:16.954	+ 3.830	12:07:17.089	9 -	1:15.845	+ 2.721	12:17:16.706
2 -	<b>1:13.124</b>		<b>12:08:30.213</b>	10 -	1:15.665	+ 2.541	12:18:32.371
3 -	1:14.649	+ 1.525	12:09:44.862	11 -	1:14.428	+ 1.304	12:19:46.799
4 -	1:15.885	+ 2.761	12:11:00.747	12 -	1:14.206	+ 1.082	12:21:01.005
5 -	1:13.974	+ 0.850	12:12:14.721	13 -	1:14.164	+ 1.040	12:22:15.169
6 -	1:16.520	+ 3.396	12:13:31.241	14 -	1:15.004	+ 1.880	12:23:30.173
7 -	1:14.528	+ 1.404	12:14:45.769	15 -	1:13.744	+ 0.620	12:24:43.917
8 -	1:15.092	+ 1.968	12:16:00.861	16 -	1:14.757	+ 1.633	12:25:58.674
<b>31</b>	<b>Martin DOONER</b>		<b>Mazda MX-5</b>				
1 -	1:16.613	+ 3.852	12:06:54.644	9 -	1:14.077	+ 1.316	12:16:47.016
2 -	1:14.620	+ 1.859	12:08:09.264	10 -	1:13.740	+ 0.979	12:18:00.756
3 -	1:13.477	+ 0.716	12:09:22.741	11 -	<b>1:12.761</b>		<b>12:19:13.517</b>
4 -	1:13.191	+ 0.430	12:10:35.932	12 -	1:13.547	+ 0.786	12:20:27.064
5 -	1:14.112	+ 1.351	12:11:50.044	13 -	1:14.281	+ 1.520	12:21:41.345
6 -	1:14.222	+ 1.461	12:13:04.266	14 -	1:13.209	+ 0.448	12:22:54.554
7 -	1:13.772	+ 1.011	12:14:18.038	15 -	1:14.008	+ 1.247	12:24:08.562
8 -	1:14.901	+ 2.140	12:15:32.939	16 -	1:13.829	+ 1.068	12:25:22.391
<b>38</b>	<b>Lee WOODCOCK</b>		<b>Mazda MX-5</b>				
1 -	1:15.162	+ 0.955	12:06:57.623	9 -	1:15.341	+ 1.134	12:17:02.529
2 -	1:16.056	+ 1.849	12:08:13.679	10 -	1:16.058	+ 1.851	12:18:18.587
3 -	1:15.447	+ 1.240	12:09:29.126	11 -	<b>1:14.207</b>		<b>12:19:32.794</b>
4 -	1:15.984	+ 1.777	12:10:45.110	12 -	1:14.408	+ 0.201	12:20:47.202
5 -	1:16.197	+ 1.990	12:12:01.307	13 -	1:15.218	+ 1.011	12:22:02.420
6 -	1:15.813	+ 1.606	12:13:17.120	14 -	1:15.734	+ 1.527	12:23:18.154
7 -	1:14.820	+ 0.613	12:14:31.940	15 -	1:15.526	+ 1.319	12:24:33.680
8 -	1:15.248	+ 1.041	12:15:47.188	16 -	1:16.367	+ 2.160	12:25:50.047
<b>55</b>	<b>Martin STEVINSON</b>		<b>Mazda MX-5</b>				
1 -	1:14.637	+ 2.937	12:06:55.905	9 -	1:12.184	+ 0.484	12:17:46.300
2 -	1:32.775	+ 21.075	12:08:28.680	10 -	1:12.484	+ 0.784	12:18:58.784
3 -	1:23.798	+ 12.098	12:09:52.478	11 -	1:12.132	+ 0.432	12:20:10.916
4 -	1:12.259	+ 0.559	12:11:04.737	12 -	<b>1:11.700</b>		<b>12:21:22.616</b>
5 -	1:11.816	+ 0.116	12:12:16.553	13 -	1:12.817	+ 1.117	12:22:35.433
6 -	1:14.518	+ 2.818	12:13:31.071	14 -	1:15.512	+ 3.812	12:23:50.945
7 -	1:38.782	+ 27.082	12:15:09.853	15 -	1:13.158	+ 1.458	12:25:04.103
8 -	1:24.263	+ 12.563	12:16:34.116	16 -	1:15.141	+ 3.441	12:26:19.244
<b>66</b>	<b>Carl POWELL</b>		<b>Mazda MX-5</b>				
1 -	1:14.219	+ 2.886	12:06:52.953	7 -	5:54.762	+ 4:43.429	12:18:46.745

Pembrey  
 Circuit Length = 1.4559 miles  
 Start: 12:05 End: 12:26

# Ma5da Racing Challenge

## QUALIFYING FOR RACE 3 - LAP ANALYSIS

2 -	1:12.503	+ 1.170	12:08:05.456	8 -	1:12.165	+ 0.832	12:19:58.910
3 -	1:11.712	+ 0.379	12:09:17.168	9 -	1:11.658	+ 0.325	12:21:10.568
4 -	1:11.685	+ 0.352	12:10:28.853	10 -	1:11.846	+ 0.513	12:22:22.414
5 -	1:11.797	+ 0.464	12:11:40.650	11 -	1:12.172	+ 0.839	12:23:34.586
6 -	<b>1:11.333</b>		<b>12:12:51.983</b>				
<b>67</b>	<b>BAILEY/CARRIGAN</b>		Mazda MX-5				
1 -	1:16.308	+ 2.419	12:07:01.485	8 -	1:15.182	+ 1.293	12:15:47.352
2 -	1:15.106	+ 1.217	12:08:16.591	9 -	1:14.469	+ 0.580	12:17:01.821
3 -	1:14.410	+ 0.521	12:09:31.001	10 -	<b>1:13.889</b>		<b>12:18:15.710</b>
4 -	1:14.451	+ 0.562	12:10:45.452	11 -	1:15.228	+ 1.339	12:19:30.938
5 -	1:14.282	+ 0.393	12:11:59.734	12 -	1:14.784	+ 0.895	12:20:45.722
6 -	1:14.827	+ 0.938	12:13:14.561	13 -	1:14.602	+ 0.713	12:22:00.324
7 -	1:17.609	+ 3.720	12:14:32.170	14 -	1:15.267	+ 1.378	12:23:15.591
<b>72</b>	<b>Andrew CLARKSON</b>		Mazda MX-5				
1 -	1:14.063	+ 1.869	12:06:45.485	10 -	1:12.655	+ 0.461	12:17:42.391
2 -	1:13.516	+ 1.322	12:07:59.001	11 -	1:12.688	+ 0.494	12:18:55.079
3 -	1:13.236	+ 1.042	12:09:12.237	12 -	1:13.359	+ 1.165	12:20:08.438
4 -	<b>1:12.194</b>		<b>12:10:24.431</b>	13 -	1:13.161	+ 0.967	12:21:21.599
5 -	1:12.964	+ 0.770	12:11:37.395	14 -	1:14.329	+ 2.135	12:22:35.928
6 -	1:12.563	+ 0.369	12:12:49.958	15 -	1:15.933	+ 3.739	12:23:51.861
7 -	1:13.457	+ 1.263	12:14:03.415	16 -	1:12.435	+ 0.241	12:25:04.296
8 -	1:13.326	+ 1.132	12:15:16.741	17 -	1:13.381	+ 1.187	12:26:17.677
9 -	1:12.995	+ 0.801	12:16:29.736				
<b>77</b>	<b>Kevin MIDDLETON</b>		Mazda MX-5				
1 -	1:13.348	+ 1.255	12:06:47.706	10 -	1:13.411	+ 1.318	12:17:48.467
2 -	1:12.318	+ 0.225	12:08:00.024	11 -	1:12.228	+ 0.135	12:19:00.695
3 -	1:13.401	+ 1.308	12:09:13.425	12 -	1:12.246	+ 0.153	12:20:12.941
4 -	<b>1:12.093</b>		<b>12:10:25.518</b>	13 -	1:12.644	+ 0.551	12:21:25.585
5 -	1:12.496	+ 0.403	12:11:38.014	14 -	1:13.531	+ 1.438	12:22:39.116
6 -	1:12.132	+ 0.039	12:12:50.146	15 -	1:14.033	+ 1.940	12:23:53.149
7 -	1:18.377	+ 6.284	12:14:08.523	16 -	1:15.447	+ 3.354	12:25:08.596
8 -	1:14.051	+ 1.958	12:15:22.574	17 -	1:12.840	+ 0.747	12:26:21.436
9 -	1:12.482	+ 0.389	12:16:35.056				
<b>80</b>	<b>Sam HILL</b>		Mazda MX-5				
1 -	1:14.081	+ 1.862	12:06:48.964	10 -	1:12.722	+ 0.503	12:17:43.014
2 -	1:12.329	+ 0.110	12:08:01.293	11 -	1:12.919	+ 0.700	12:18:55.933
3 -	1:12.695	+ 0.476	12:09:13.988	12 -	1:13.068	+ 0.849	12:20:09.001
4 -	<b>1:12.219</b>		<b>12:10:26.207</b>	13 -	1:13.096	+ 0.877	12:21:22.097
5 -	1:12.560	+ 0.341	12:11:38.767	14 -	1:13.555	+ 1.336	12:22:35.652
6 -	1:12.588	+ 0.369	12:12:51.355	15 -	1:15.836	+ 3.617	12:23:51.488
7 -	1:13.243	+ 1.024	12:14:04.598	16 -	1:16.049	+ 3.830	12:25:07.537
8 -	1:12.471	+ 0.252	12:15:17.069	17 -	1:13.284	+ 1.065	12:26:20.821
9 -	1:13.223	+ 1.004	12:16:30.292				
<b>88</b>	<b>Simon MCALPINE</b>		Mazda MX-5				
1 -	1:20.052	+ 8.836	12:07:12.117	9 -	1:13.280	+ 2.064	12:16:54.109
2 -	1:11.326	+ 0.110	12:08:23.443	10 -	1:13.013	+ 1.797	12:18:07.122
3 -	<b>1:11.216</b>		<b>12:09:34.659</b>	11 -	1:12.890	+ 1.674	12:19:20.012
4 -	1:12.019	+ 0.803	12:10:46.678	12 -	1:12.052	+ 0.836	12:20:32.064
5 -	1:14.213	+ 2.997	12:12:00.891	13 -	1:12.079	+ 0.863	12:21:44.143
6 -	1:13.934	+ 2.718	12:13:14.825	14 -	1:12.300	+ 1.084	12:22:56.443
7 -	1:13.182	+ 1.966	12:14:28.007	15 -	1:14.061	+ 2.845	12:24:10.504
8 -	1:12.822	+ 1.606	12:15:40.829				
<b>99</b>	<b>Jonathan BLAKE</b>		Mazda MX-5				
1 -	1:14.484	+ 3.051	12:07:26.169	9 -	1:12.171	+ 0.738	12:17:05.504
2 -	1:13.233	+ 1.800	12:08:39.402	10 -	1:12.795	+ 1.362	12:18:18.299
3 -	1:12.606	+ 1.173	12:09:52.008	11 -	1:12.424	+ 0.991	12:19:30.723
4 -	<b>1:11.433</b>		<b>12:11:03.441</b>	12 -	1:13.069	+ 1.636	12:20:43.792
5 -	1:12.657	+ 1.224	12:12:16.098	13 -	1:12.039	+ 0.606	12:21:55.831
6 -	1:13.332	+ 1.899	12:13:29.430	14 -	1:12.365	+ 0.932	12:23:08.196

Pembrey  
 Circuit Length = 1.4559 miles  
 Start: 12:05 End: 12:26

# Ma5da Racing Challenge

## QUALIFYING FOR RACE 3 - LAP ANALYSIS

7 -	1:11.938	+ 0.505	12:14:41.368	15 -	1:12.107	+ 0.674	12:24:20.303
8 -	1:11.965	+ 0.532	12:15:53.333	16 -	1:12.257	+ 0.824	12:25:32.560

Pembrey  
Circuit Length = 1.4559 miles  
Start: 12:05 End: 12:26

# Ma5da Racing Challenge

## RACE 3 - GRID - AMENDED

ROW 10	1:14.207 38 Lee WOODCOCK	72 Andrew CLARKSON
ROW 9	1:13.277 21 Matthew BATES	1:13.889 67 BAILEY/CARRIGAN
ROW 8	1:12.761 31 Martin DOONER	1:13.124 29 Robert STEVENS
ROW 7	1:12.093 77 Kevin MIDDLETON	1:12.219 80 Sam HILL
ROW 6	1:11.911 28 Scot KIRLEW	1:12.039 12 Serge SMITH
ROW 5	1:11.499 6 Alyn ROBSON	1:11.700 55 Martin STEVINSON
ROW 4	1:11.433 99 Jonathan BLAKE	1:11.498 2 Jenny GARRETT
ROW 3	1:11.333 66 Carl POWELL	1:11.354 25 Chris LONGMORE
ROW 2	1:11.216 88 Simon MCALPINE	1:11.332 10 Steve GREENSMITH
ROW 1	1:10.718 1 Jonathan GREENSMITH	1:10.980 3 Tom ROCHE
<b>Pole</b>		
		

Car 72 - Practice times deleted - Eligibility

Pembrey  
Circuit Length = 1.4559 miles

**These results are provisional until the conclusion of any judicial and technical matters.**

Clerk of Course :		Timekeeper :

# Ma5da Racing Challenge

## RACE 8 - GRID - AMENDED

ROW 10	1:14.408 38 Lee WOODCOCK	72 Andrew CLARKSON
ROW 9	1:13.744 29 Robert STEVENS	67 BAILEY/CARRIGAN 1:14.282
ROW 8	1:13.191 31 Martin DOONER	21 Matthew BATES 1:13.314
ROW 7	1:12.132 77 Kevin MIDDLETON	80 Sam HILL 1:12.329
ROW 6	1:12.076 12 Serge SMITH	28 Scot KIRLEW 1:12.126
ROW 5	1:11.816 55 Martin STEVINSON	99 Jonathan BLAKE 1:11.938
ROW 4	1:11.658 66 Carl POWELL	2 Jenny GARRETT 1:11.728
ROW 3	1:11.550 10 Steve GREENSMITH	6 Alyn ROBSON 1:11.644
ROW 2	1:11.326 88 Simon MCALPINE	25 Chris LONGMORE 1:11.473
ROW 1	1:10.764 1 Jonathan GREENSMITH	3 Tom ROCHE 1:11.097
<b>Pole</b>		
		

Car 72 - Practice times deleted - Eligibility

Pembrey  
Circuit Length = 1.4559 miles

**These results are provisional until the conclusion of any judicial and technical matters.**

Clerk of Course :		Timekeeper :

# Ma5da Racing Challenge

## RACE 12 - GRID - AMENDED

ROW 10	1:14.820 38 Lee WOODCOCK	72 Andrew CLARKSON
ROW 9	1:13.974 29 Robert STEVENS	1:14.410 67 BAILEY/CARRIGAN
ROW 8	1:13.209 31 Martin DOONER	1:13.565 21 Matthew BATES
ROW 7	1:12.248 28 Scot KIRLEW	1:12.471 80 Sam HILL
ROW 6	1:12.148 12 Serge SMITH	1:12.228 77 Kevin MIDDLETON
ROW 5	1:12.019 88 Simon MCALPINE	1:12.132 55 Martin STEVINSON
ROW 4	1:11.950 2 Jenny GARRETT	1:11.965 99 Jonathan BLAKE
ROW 3	1:11.710 10 Steve GREENSMITH	1:11.867 6 Alyn ROBSON
ROW 2	1:11.522 25 Chris LONGMORE	1:11.685 66 Carl POWELL
ROW 1	1:11.144 3 Tom ROCHE	1:11.223 1 Jonathan GREENSMITH
<b>Pole</b>		
		

Car 72 - Practice times deleted - Eligibility

Pembrey  
Circuit Length = 1.4559 miles

**These results are provisional until the conclusion of any judicial and technical matters.**

Clerk of Course :		Timekeeper :

# Ma5da Racing Challenge

## RACE 3 - CLASSIFICATION

POS	NO	CL	NAME	ENTRY	LAPS	TIME	GAP	DIFF	MPH	BEST	ON
1	1		Jonathan GREENSMITH	Mazda MX-5	17	20:25.254			72.71	1:11.059	11
2	3		Tom ROCHE	Mazda MX-5	17	20:25.709	0.455	0.455	72.69	1:10.991	12
3	6		Alyn ROBSON	Mazda MX-5	17	20:43.486	18.232	17.777	71.65	1:11.603	4
4	2		Jenny GARRETT	Mazda MX-5	17	20:44.106	18.852	0.620	71.61	1:11.755	4
5	25		Chris LONGMORE	Mazda MX-5	17	20:44.534	19.280	0.428	71.59	1:11.872	13
6	28		Scot KIRLEW	Mazda MX-5	17	20:44.726	19.472	0.192	71.58	1:11.986	11
7	10		Steve GREENSMITH	Mazda MX-5	17	20:45.286	20.032	0.560	71.54	1:11.884	15
8	99		Jonathan BLAKE	Mazda MX-5	17	20:50.949	25.695	5.663	71.22	1:12.079	2
9	55		Martin STEVINSON	Mazda MX-5	17	20:51.999	26.745	1.050	71.16	1:12.066	11
10	77		Kevin MIDDLETON	Mazda MX-5	17	20:53.063	27.809	1.064	71.10	1:11.864	12
11	72		Andrew CLARKSON	Mazda MX-5	17	20:53.389	28.135	0.326	71.08	1:12.178	4
12	80		Sam HILL	Mazda MX-5	17	20:58.084	32.830	4.695	70.82	1:12.443	4
13	88		Simon MCALPINE	Mazda MX-5	17	20:59.129	33.875	1.045	70.76	1:12.425	17
14	12		Serge SMITH	Mazda MX-5	17	21:07.080	41.826	7.951	70.31	1:11.549	12
15	31		Martin DOONER	Mazda MX-5	17	21:08.532	43.278	1.452	70.23	1:13.284	5
16	29		Robert STEVENS	Mazda MX-5	17	21:20.426	55.172	11.894	69.58	1:13.625	5
17	67		BAILEY/CARRIGAN	Mazda MX-5	17	21:20.765	55.511	0.339	69.56	1:13.602	14
18	21		Matthew BATES	Mazda MX-5	17	21:32.904	1:07.650	12.139	68.91	1:13.324	7
19	38		Lee WOODCOCK	Mazda MX-5	16	20:32.607	1 lap	1 lap	68.03	1:14.576	7

NOT CLASSIFIED

DNF	66		Carl POWELL	Mazda MX-5	15	18:18.280	2 laps	1 lap	71.58	1:11.945	13
-----	----	--	-------------	------------	----	-----------	--------	-------	-------	----------	----

FASTEST LAP

3			Tom ROCHE	Mazda MX-5	12	1:10.991	73.82 mph		118.81 kph		
---	--	--	-----------	------------	----	----------	-----------	--	------------	--	--

Weather / Track : Bright / Dry

These results are provisional until the conclusion of any judicial and technical matters.

Pembrey  
Circuit Length = 1.4559 miles  
Start: 15:47 End: 16:09

Clerk of Course :

Timekeeper :



# Ma5da Racing Challenge

## RACE 3 - LAP CHART

Lap 1			Lap 2			Lap 3			Lap 4			Lap 5		
No	Behind	Laptime	No	Behind	Laptime	No	Behind	Laptime	No	Behind	Laptime	No	Behind	Laptime
1		1:17.850	1		1:11.797	1		1:11.637	1		1:11.575	1		1:11.431
3	0.126	1:17.976	3	0.121	1:11.792	3	0.176	1:11.692	3	0.292	1:11.691	3	0.337	1:11.476
88	0.976	1:18.826	66	2.264	1:12.271	66	2.921	1:12.294	66	3.856	1:12.510	66	4.980	1:12.555
66	1.790	1:19.640	10	2.773	1:12.427	2	4.896	1:12.754	2	5.076	1:11.755	2	5.531	1:11.886
10	2.143	1:19.993	88	2.788	1:13.609	6	5.155	1:12.846	6	5.183	1:11.603	6	5.639	1:11.887
2	2.326	1:20.176	25	3.310	1:12.405	88	5.463	1:14.312	28	7.610	1:13.006	25	9.326	1:13.024
25	2.702	1:20.552	2	3.779	1:13.250	99	5.915	1:13.117	99	7.701	1:13.361	28	9.653	1:13.474
6	3.842	1:21.692	6	3.946	1:11.901	28	6.179	1:12.079	25	7.733	1:12.665	10	10.015	1:13.312
99	4.153	1:22.003	99	4.435	1:12.079	25	6.643	1:14.970	10	8.134	1:12.744	99	10.692	1:14.422
28	5.392	1:23.242	28	5.737	1:12.142	10	6.965	1:15.829	88	8.532	1:14.644	55	11.162	1:13.258
55	6.031	1:23.881	55	6.517	1:12.283	55	7.388	1:12.508	55	9.335	1:13.522	12	11.307	1:13.247
12	6.403	1:24.253	12	7.144	1:12.538	12	7.751	1:12.244	12	9.491	1:13.315	88	11.646	1:14.545
80	6.782	1:24.632	80	7.969	1:12.984	80	9.031	1:12.699	80	9.899	1:12.443	80	11.778	1:13.310
77	7.517	1:25.367	72	9.275	1:13.195	72	9.969	1:12.331	72	10.572	1:12.178	72	12.177	1:13.036
72	7.877	1:25.727	31	10.265	1:13.434	77	11.144	1:12.395	77	12.611	1:13.042	77	14.077	1:12.897
29	8.481	1:26.331	77	10.386	1:14.666	31	12.594	1:13.966	31	14.695	1:13.676	31	16.548	1:13.284
31	8.628	1:26.478	29	11.004	1:14.320	29	13.035	1:13.668	29	15.398	1:13.938	29	17.592	1:13.625
67	10.488	1:28.338	67	13.081	1:14.390	67	17.527	1:16.083	67	20.531	1:14.579	67	24.194	1:15.094
38	19.351	1:37.201	38	25.858	1:18.304	38	30.720	1:16.499	21	34.065	1:14.813	21	36.619	1:13.985
21	23.993	1:41.843	21	28.420	1:16.224	21	30.827	1:14.044	38	35.633	1:16.488	38	39.806	1:15.604

Pembrey  
Circuit Length = 1.4559 miles  
Start: 15:47 End: 16:09

# Ma5da Racing Challenge

## RACE 3 - LAP CHART

Lap 6			Lap 7			Lap 8			Lap 9			Lap 10		
No	Behind	Laptime	No	Behind	Laptime	No	Behind	Laptime	No	Behind	Laptime	No	Behind	Laptime
3		1:11.779	1		1:12.236	1		1:11.768	1		1:11.707	1		1:11.661
1	0.195	1:12.311	3	0.231	1:12.662	3	0.435	1:11.972	3	0.163	1:11.435	3	0.309	1:11.807
66	5.504	1:12.640	66	5.885	1:12.812	66	6.605	1:12.488	66	7.473	1:12.575	66	8.730	1:12.918
2	5.742	1:12.327	2	6.043	1:12.732	6	6.752	1:12.354	6	7.727	1:12.682	6	9.026	1:12.960
6	6.144	1:12.621	6	6.166	1:12.453	2	6.989	1:12.714	2	7.953	1:12.671	2	9.538	1:13.246
28	10.196	1:12.659	28	10.524	1:12.759	28	11.339	1:12.583	28	11.914	1:12.282	28	12.427	1:12.174
25	10.303	1:13.093	25	10.700	1:12.828	10	11.830	1:12.668	10	13.033	1:12.910	10	13.270	1:11.898
10	10.903	1:13.004	10	10.930	1:12.458	25	11.973	1:13.041	99	13.950	1:13.317	25	15.021	1:12.563
99	11.327	1:12.751	99	11.153	1:12.257	99	12.340	1:12.955	25	14.119	1:13.853	99	15.322	1:13.033
55	12.383	1:13.337	55	13.412	1:13.460	55	14.390	1:12.746	55	15.546	1:12.863	55	15.978	1:12.093
12	12.477	1:13.286	80	14.373	1:13.706	80	15.353	1:12.748	80	16.474	1:12.828	12	18.177	1:13.134
88	12.954	1:13.424	88	14.608	1:14.085	12	15.470	1:12.223	12	16.704	1:12.941	80	18.229	1:13.416
80	13.098	1:13.436	77	14.897	1:13.358	88	16.111	1:13.271	77	17.688	1:13.022	77	18.729	1:12.702
77	13.970	1:12.009	12	15.015	1:14.969	77	16.373	1:13.244	72	17.816	1:12.710	72	19.119	1:12.964
72	14.822	1:14.761	72	15.415	1:13.024	72	16.813	1:13.166	88	18.547	1:14.143	88	20.433	1:13.547
31	18.047	1:13.615	31	19.284	1:13.668	31	21.409	1:13.893	31	23.257	1:13.555	31	25.571	1:13.975
29	19.715	1:14.239	29	22.232	1:14.948	29	24.889	1:14.425	29	27.653	1:14.471	29	31.424	1:15.432
67	26.921	1:14.843	67	29.823	1:15.333	67	32.888	1:14.833	67	35.899	1:14.718	67	38.260	1:14.022
21	38.474	1:13.971	21	39.367	1:13.324	21	41.784	1:14.185	21	44.593	1:14.516	21	47.271	1:14.339
38	43.018	1:15.328	38	45.163	1:14.576	38	48.617	1:15.222	38	51.975	1:15.065	38	55.431	1:15.117

Pembrey  
 Circuit Length = 1.4559 miles  
 Start: 15:47 End: 16:09

# Ma5da Racing Challenge

## RACE 3 - LAP CHART

Lap 11			Lap 12			Lap 13			Lap 14			Lap 15		
No	Behind	Laptime	No	Behind	Laptime	No	Behind	Laptime	No	Behind	Laptime	No	Behind	Laptime
1		1:11.059	1		1:11.213	1		1:11.566	3		1:11.856	3		1:11.562
3	0.512	1:11.262	3	0.290	1:10.991	3	0.138	1:11.414	1	0.238	1:12.232	1	0.115	1:11.439
66	11.669	1:13.998	6	13.857	1:13.220	6	14.743	1:12.452	6	15.607	1:12.858	6	16.602	1:12.557
6	11.850	1:13.883	2	14.712	1:13.772	2	15.240	1:12.094	66	16.054	1:12.622	66	16.913	1:12.421
2	12.153	1:13.674	66	15.047	1:14.591	66	15.426	1:11.945	2	16.285	1:13.039	2	17.142	1:12.419
28	13.354	1:11.986	28	15.161	1:13.020	28	15.873	1:12.278	28	16.655	1:12.776	25	17.715	1:11.939
10	14.376	1:12.165	10	16.082	1:12.919	10	16.982	1:12.466	25	17.338	1:12.145	28	18.091	1:12.998
25	15.847	1:11.885	25	16.881	1:12.247	25	17.187	1:11.872	10	19.147	1:14.159	10	19.469	1:11.884
99	16.586	1:12.323	99	18.197	1:12.824	99	19.804	1:13.173	99	21.388	1:13.578	99	22.967	1:13.141
55	16.985	1:12.066	55	19.096	1:13.324	55	20.125	1:12.595	55	21.770	1:13.639	55	24.349	1:14.141
12	19.871	1:12.753	12	20.207	1:11.549	12	21.024	1:12.383	12	21.869	1:12.839	77	24.625	1:12.871
77	21.163	1:13.493	77	21.814	1:11.864	77	22.829	1:12.581	77	23.316	1:12.481	72	26.138	1:12.783
72	21.501	1:13.441	72	22.830	1:12.542	72	24.199	1:12.935	72	24.917	1:12.712	80	29.124	1:13.185
80	22.564	1:15.394	80	25.079	1:13.728	80	26.508	1:12.995	80	27.501	1:12.987	88	32.041	1:15.690
88	23.058	1:13.684	88	25.403	1:13.558	88	26.774	1:12.937	88	27.913	1:13.133	12	36.036	1:25.729
31	27.963	1:13.451	31	30.034	1:13.284	31	32.924	1:14.456	31	34.957	1:14.027	31	38.316	1:14.921
29	34.814	1:14.449	29	38.322	1:14.721	29	41.911	1:15.155	29	44.549	1:14.632	29	47.055	1:14.068
67	41.100	1:13.899	67	43.558	1:13.671	67	45.873	1:13.881	67	47.481	1:13.602	67	50.826	1:14.907
21	50.175	1:13.963	21	53.111	1:14.149	21	56.066	1:14.521	21	58.044	1:13.972	21	1:01.610	1:15.128
38	59.885	1:15.513	38	1:03.888	1:15.216	38	1:06.933	1:14.611	38	1:10.427	1:15.488			

Pembrey  
Circuit Length = 1.4559 miles  
Start: 15:47 End: 16:09

# Ma5da Racing Challenge

## RACE 3 - LAP CHART

Lap 16			Lap 17		
No	Behind	Laptime	No	Behind	Laptime
1		1:11.284	1		1:12.488
3	0.493	1:11.892	3	0.455	1:12.450
38	1 LAP	1:15.789	38	1 LAP	1:16.586
6	17.874	1:12.671	6	18.232	1:12.846
2	18.727	1:12.984	2	18.852	1:12.613
25	19.543	1:13.227	25	19.280	1:12.225
28	19.790	1:13.098	28	19.472	1:12.170
10	20.500	1:12.430	10	20.032	1:12.020
99	24.731	1:13.163	99	25.695	1:13.452
55	26.485	1:13.535	55	26.745	1:12.748
77	27.027	1:13.801	77	27.809	1:13.270
72	27.402	1:12.663	72	28.135	1:13.221
80	31.338	1:13.613	80	32.830	1:13.980
88	33.938	1:13.296	88	33.875	1:12.425
31	41.331	1:14.414	12	41.826	1:12.728
12	41.586	1:16.949	31	43.278	1:14.435
29	51.067	1:15.411	29	55.172	1:16.593
67	53.184	1:13.757	67	55.511	1:14.815
21	1:05.352	1:15.141	21	1:07.650	1:14.786

Pembrey  
Circuit Length = 1.4559 miles  
Start: 15:47 End: 16:09

# Ma5da Racing Challenge

## RACE 8 - CLASSIFICATION

POS	NO	CL	NAME	ENTRY	LAPS	TIME	GAP	DIFF	MPH	BEST	ON
1	3		Tom ROCHE	Mazda MX-5	17	20:29.048			72.49	1:11.171	14
2	1		Jonathan GREENSMITH	Mazda MX-5	17	20:29.079	0.031	0.031	72.49	1:11.279	14
3	2		Jenny GARRETT	Mazda MX-5	17	20:29.467	0.419	0.388	72.46	1:11.242	11
4	25		Chris LONGMORE	Mazda MX-5	17	20:30.472	1.424	1.005	72.41	1:11.079	9
5	28		Scot KIRLEW	Mazda MX-5	17	20:41.354	12.306	10.882	71.77	1:11.762	12
6	10		Steve GREENSMITH	Mazda MX-5	17	20:41.780	12.732	0.426	71.75	1:11.704	15
7	66		Carl POWELL	Mazda MX-5	17	20:42.146	13.098	0.366	71.73	1:11.716	9
8	88		Simon MCALPINE	Mazda MX-5	17	20:42.401	13.353	0.255	71.71	1:11.573	6
9	80		Sam HILL	Mazda MX-5	17	20:44.474	15.426	2.073	71.59	1:11.863	10
10	12		Serge SMITH	Mazda MX-5	17	20:44.891	15.843	0.417	71.57	1:11.720	13
11	6		Alyn ROBSON	Mazda MX-5	17	20:45.659	16.611	0.768	71.52	1:11.580	4
12	99		Jonathan BLAKE	Mazda MX-5	17	20:45.990	16.942	0.331	71.50	1:11.897	6
13	72		Andrew CLARKSON	Mazda MX-5	17	20:51.493	22.445	5.503	71.19	1:12.056	5
14	77		Kevin MIDDLETON	Mazda MX-5	17	20:58.086	29.038	6.593	70.82	1:12.106	3
15	21		Matthew BATES	Mazda MX-5	17	20:59.602	30.554	1.516	70.73	1:12.676	12
16	38		Lee WOODCOCK	Mazda MX-5	17	21:17.078	48.030	17.476	69.76	1:12.966	17
17	31		Martin DOONER	Mazda MX-5	17	21:17.938	48.890	0.860	69.72	1:13.155	17
18	67		BAILEY/CARRIGAN	Mazda MX-5	17	21:18.567	49.519	0.629	69.68	1:13.300	2
NOT CLASSIFIED											
DNF	55		Martin STEVINSON	Mazda MX-5	16	19:56.355	1 lap	1 lap	70.09	1:12.498	3
FASTEST LAP											
	25		Chris LONGMORE	Mazda MX-5	9	1:11.079			73.73 mph	118.66 kph	

Weather / Track : Cloudy / Dry

These results are provisional until the conclusion of any judicial and technical matters.

Pembrey  
Circuit Length = 1.4559 miles  
Start: 11:27 End: 11:48

Clerk of Course :		Timekeeper :
-------------------	--	--------------

# Ma5da Racing Challenge

## RACE 8 - LAP CHART

Lap 1			Lap 2			Lap 3			Lap 4			Lap 5		
No	Behind	Laptime	No	Behind	Laptime	No	Behind	Laptime	No	Behind	Laptime	No	Behind	Laptime
1		1:18.488	3		1:12.274	1		1:11.842	1		1:11.795	1		1:12.053
3	0.108	1:18.596	1	0.204	1:12.586	3	0.207	1:12.253	3	0.762	1:12.350	3	0.607	1:11.898
25	0.355	1:18.843	25	0.462	1:12.489	25	0.299	1:11.883	25	1.145	1:12.641	25	1.531	1:12.439
66	2.314	1:20.802	66	2.653	1:12.721	66	2.489	1:11.882	66	2.678	1:11.984	66	2.398	1:11.773
10	2.542	1:21.030	10	3.064	1:12.904	2	2.850	1:11.627	2	3.023	1:11.968	2	2.514	1:11.544
6	2.811	1:21.299	2	3.269	1:12.690	10	3.252	1:12.234	10	3.521	1:12.064	10	3.191	1:11.723
2	2.961	1:21.449	6	3.792	1:13.363	6	3.923	1:12.177	6	3.708	1:11.580	6	3.480	1:11.825
28	3.805	1:22.293	28	3.959	1:12.536	28	4.423	1:12.510	28	4.652	1:12.024	28	4.481	1:11.882
88	3.881	1:22.369	88	4.484	1:12.985	88	4.778	1:12.340	88	5.171	1:12.188	88	5.160	1:12.042
99	4.079	1:22.567	99	4.768	1:13.071	99	5.849	1:13.127	99	6.640	1:12.586	99	6.604	1:12.017
80	4.487	1:22.975	80	5.351	1:13.246	80	6.189	1:12.884	80	7.112	1:12.718	80	7.378	1:12.319
55	5.063	1:23.551	55	6.101	1:13.420	55	6.553	1:12.498	77	8.268	1:13.321	12	8.329	1:12.043
77	5.147	1:23.635	77	6.682	1:13.917	77	6.742	1:12.106	55	8.330	1:13.572	77	9.398	1:13.183
12	6.111	1:24.599	12	6.828	1:13.099	12	7.299	1:12.517	12	8.339	1:12.835	55	10.124	1:13.847
21	7.875	1:26.363	72	9.076	1:13.369	72	10.505	1:13.475	72	11.034	1:12.324	72	11.037	1:12.056
72	8.089	1:26.577	21	9.407	1:13.914	21	10.774	1:13.413	21	12.149	1:13.170	21	13.018	1:12.922
31	8.492	1:26.980	31	9.955	1:13.845	31	12.242	1:14.333	31	13.746	1:13.299	31	15.120	1:13.427
67	9.717	1:28.205	67	10.635	1:13.300	67	12.674	1:14.085	67	14.287	1:13.408	67	15.779	1:13.545
38	9.890	1:28.378	38	11.150	1:13.642	38	13.171	1:14.067	38	15.361	1:13.985	38	17.958	1:14.650

Pembrey  
Circuit Length = 1.4559 miles  
Start: 11:27 End: 11:48

**Ma5da Racing Challenge**  
**RACE 8 - LAP CHART**

Lap 6			Lap 7			Lap 8			Lap 9			Lap 10		
No	Behind	Laptime	No	Behind	Laptime	No	Behind	Laptime	No	Behind	Laptime	No	Behind	Laptime
1		1:11.663	1		1:11.860	1		1:11.553	1		1:11.346	1		1:11.785
3	0.176	1:11.232	3	0.256	1:11.940	3	0.295	1:11.592	3	0.296	1:11.347	3	0.106	1:11.595
25	1.481	1:11.613	25	0.861	1:11.240	25	0.737	1:11.429	25	0.470	1:11.079	25	0.463	1:11.778
2	2.869	1:12.018	2	2.652	1:11.643	2	2.388	1:11.289	2	2.356	1:11.314	2	2.020	1:11.449
66	3.120	1:12.385	66	3.047	1:11.787	10	4.240	1:12.026	10	4.801	1:11.907	6	7.536	1:14.064
10	3.776	1:12.248	10	3.767	1:11.851	66	4.652	1:13.158	66	5.022	1:11.716	66	7.785	1:14.548
6	4.355	1:12.538	6	4.320	1:11.825	6	4.883	1:12.116	6	5.257	1:11.720	28	7.835	1:13.892
28	4.664	1:11.846	28	4.677	1:11.873	28	5.198	1:12.074	28	5.728	1:11.876	88	7.917	1:13.749
88	5.070	1:11.573	88	5.115	1:11.905	88	5.507	1:11.945	88	5.953	1:11.792	10	8.247	1:15.231
99	6.838	1:11.897	99	7.065	1:12.087	99	7.579	1:12.067	99	8.945	1:12.712	99	9.310	1:12.150
80	7.944	1:12.229	80	8.358	1:12.274	80	9.147	1:12.342	80	9.700	1:11.899	80	9.778	1:11.863
12	9.153	1:12.487	12	9.470	1:12.177	12	9.815	1:11.898	12	10.236	1:11.767	12	10.361	1:11.910
77	11.691	1:13.956	77	12.856	1:13.025	77	13.950	1:12.647	77	16.233	1:13.629	77	17.728	1:13.280
55	11.974	1:13.513	55	13.078	1:12.964	55	14.655	1:13.130	55	16.478	1:13.169	72	17.965	1:12.948
72	12.228	1:12.854	72	13.569	1:13.201	72	15.268	1:13.252	72	16.802	1:12.880	55	18.193	1:13.500
21	15.206	1:13.851	21	17.754	1:14.408	21	19.280	1:13.079	21	21.481	1:13.547	21	22.895	1:13.199
31	17.554	1:14.097	31	19.765	1:14.071	31	24.219	1:16.007	38	26.484	1:13.252	38	28.429	1:13.730
67	17.703	1:13.587	67	19.976	1:14.133	38	24.578	1:14.181	31	26.958	1:14.085	31	28.934	1:13.761
38	20.062	1:13.767	38	21.950	1:13.748	67	24.841	1:16.418	67	27.915	1:14.420	67	29.653	1:13.523

Pembrey  
Circuit Length = 1.4559 miles  
Start: 11:27 End: 11:48

**Ma5da Racing Challenge**  
**RACE 8 - LAP CHART**

Lap 11			Lap 12			Lap 13			Lap 14			Lap 15		
No	Behind	Laptime	No	Behind	Laptime	No	Behind	Laptime	No	Behind	Laptime	No	Behind	Laptime
3		1:12.030	3		1:12.068	1		1:11.747	1		1:11.279	1		1:12.292
1	0.145	1:12.281	1	0.163	1:12.086	3	0.263	1:12.173	3	0.155	1:11.171	3	0.285	1:12.422
25	0.251	1:11.924	2	1.166	1:12.108	2	0.776	1:11.520	2	1.169	1:11.672	2	0.462	1:11.585
2	1.126	1:11.242	25	1.386	1:13.203	25	1.388	1:11.912	25	2.477	1:12.368	25	1.992	1:11.807
6	8.065	1:12.665	6	8.425	1:12.428	6	8.684	1:12.169	6	9.793	1:12.388	6	9.710	1:12.209
28	8.962	1:13.263	28	8.656	1:11.762	28	8.978	1:12.232	28	10.025	1:12.326	28	10.101	1:12.368
66	9.230	1:13.581	66	9.276	1:12.114	66	9.621	1:12.255	66	10.461	1:12.119	66	10.208	1:12.039
88	9.356	1:13.575	88	9.430	1:12.142	88	9.742	1:12.222	88	10.656	1:12.193	88	10.516	1:12.152
10	9.748	1:13.637	10	10.014	1:12.334	10	10.438	1:12.334	10	11.451	1:12.292	10	10.863	1:11.704
99	10.190	1:13.016	99	10.304	1:12.182	99	10.914	1:12.520	80	13.427	1:13.482	80	13.878	1:12.743
80	10.830	1:13.188	80	11.133	1:12.371	80	11.224	1:12.001	99	13.860	1:14.225	12	14.095	1:12.351
12	10.913	1:12.688	12	11.549	1:12.704	12	11.359	1:11.720	12	14.036	1:13.956	99	14.437	1:12.869
72	19.149	1:13.320	72	19.596	1:12.515	72	20.271	1:12.585	72	21.637	1:12.645	72	21.911	1:12.566
77	20.345	1:14.753	77	21.805	1:13.528	55	23.377	1:13.249	55	25.263	1:13.165	55	25.719	1:12.748
55	20.532	1:14.475	55	22.038	1:13.574	77	23.614	1:13.719	77	25.723	1:13.388	77	26.081	1:12.650
21	24.215	1:13.456	21	24.823	1:12.676	21	25.654	1:12.741	21	28.112	1:13.737	21	28.739	1:12.919
38	30.680	1:14.387	38	34.669	1:16.057	67	38.696	1:15.715	67	41.837	1:14.420	31	44.397	1:14.791
31	31.035	1:14.237	31	34.803	1:15.836	31	39.229	1:16.336	31	41.898	1:13.948	38	44.663	1:14.691
67	31.212	1:13.695	67	34.891	1:15.747	38	39.381	1:16.622	38	42.264	1:14.162	67	44.963	1:15.418

Pembrey  
Circuit Length = 1.4559 miles  
Start: 11:27 End: 11:48



# Ma5da Racing Challenge

## RACE 8 - LAP CHART

Lap 16			Lap 17		
No	Behind	Laptime	No	Behind	Laptime
1		1:11.928	3		1:12.369
3	0.095	1:11.738	1	0.031	1:12.495
2	0.995	1:12.461	2	0.419	1:11.888
25	2.289	1:12.225	25	1.424	1:11.599
28	12.646	1:14.473	28	12.306	1:12.124
66	13.071	1:14.791	10	12.732	1:12.081
10	13.115	1:14.180	66	13.098	1:12.491
88	13.474	1:14.886	88	13.353	1:12.343
80	15.184	1:13.234	80	15.426	1:12.706
12	15.369	1:13.202	12	15.843	1:12.938
99	15.548	1:13.039	6	16.611	1:11.830
6	17.245	1:19.463	99	16.942	1:13.858
72	22.481	1:12.498	72	22.445	1:12.428
77	28.164	1:14.011	77	29.038	1:13.338
21	29.568	1:12.757	21	30.554	1:13.450
55	39.771	1:25.980	38	48.030	1:12.966
38	47.528	1:14.793	31	48.890	1:13.155
31	48.199	1:15.730	67	49.519	1:13.554
67	48.429	1:15.394			

# Ma5da Racing Challenge

## RACE 12 - CLASSIFICATION

POS	NO	CL	NAME	ENTRY	LAPS	TIME	GAP	DIFF	MPH	BEST	ON
1	3		Tom ROCHE	Mazda MX-5	17	20:31.999			72.32	1:11.652	4
2	1		Jonathan GREENSMITH	Mazda MX-5	17	20:41.701	9.702	9.702	71.75	1:12.241	2
3	66		Carl POWELL	Mazda MX-5	17	20:41.714	9.715	0.013	71.75	1:12.020	6
4	6		Alyn ROBSON	Mazda MX-5	17	20:44.078	12.079	2.364	71.61	1:12.221	3
5	2		Jenny GARRETT	Mazda MX-5	17	20:45.313	13.314	1.235	71.54	1:12.259	3
6	25		Chris LONGMORE	Mazda MX-5	17	20:45.418	13.419	0.105	71.54	1:12.180	3
7	28		Scot KIRLEW	Mazda MX-5	17	20:50.238	18.239	4.820	71.26	1:11.905	9
8	99		Jonathan BLAKE	Mazda MX-5	17	20:51.548	19.549	1.310	71.19	1:12.519	13
9	88		Simon MCALPINE	Mazda MX-5	17	20:51.919	19.920	0.371	71.17	1:12.119	6
10	80		Sam HILL	Mazda MX-5	17	21:02.571	30.572	10.652	70.56	1:12.307	3
11	72		Andrew CLARKSON	Mazda MX-5	17	21:03.720	31.721	1.149	70.50	1:12.716	7
12	12		Serge SMITH	Mazda MX-5	17	21:04.044	32.045	0.324	70.48	1:12.613	8
13	10		Steve GREENSMITH	Mazda MX-5	17	21:04.688	32.689	0.644	70.45	1:12.627	16
14	77		Kevin MIDDLETON	Mazda MX-5	17	21:23.981	51.982	19.293	69.39	1:13.581	12
15	38		Lee WOODCOCK	Mazda MX-5	17	21:25.485	53.486	1.504	69.31	1:13.580	12
16	21		Matthew BATES	Mazda MX-5	17	21:25.495	53.496	0.010	69.31	1:13.098	7

### NOT CLASSIFIED

DNF	55		Martin STEVINSON	Mazda MX-5	12	15:05.686	5 laps	5 laps	69.44	1:11.875	8
DNF	31		Martin DOONER	Mazda MX-5	12	15:33.022	5 laps	27.336	67.40	1:14.099	3
DNF	67		BAILEY/CARRIGAN	Mazda MX-5	12	18:20.563	5 laps	2:47.541	57.14	1:13.133	4

### FASTEST LAP

3			Tom ROCHE	Mazda MX-5	4	1:11.652		73.14 mph		117.71 kph	
---	--	--	-----------	------------	---	----------	--	-----------	--	------------	--

Weather / Track : Sunny / Dry

These results are provisional until the conclusion of any judicial and technical matters.

Pembrey  
Circuit Length = 1.4559 miles  
Start: 14:31 End: 14:53

Clerk of Course :		Timekeeper :	
-------------------	--	--------------	--

**Ma5da Racing Challenge**  
**RACE 12 - LAP CHART**

Lap 1			Lap 2			Lap 3			Lap 4			Lap 5		
No	Behind	Laptime	No	Behind	Laptime	No	Behind	Laptime	No	Behind	Laptime	No	Behind	Laptime
3		1:18.345	3		1:11.726	3		1:11.810	3		1:11.652	3		1:11.749
1	0.591	1:18.936	1	1.106	1:12.241	1	1.856	1:12.560	1	2.754	1:12.550	1	3.634	1:12.629
66	1.161	1:19.506	66	1.742	1:12.307	25	2.196	1:12.180	66	3.491	1:12.657	66	4.600	1:12.858
25	1.369	1:19.714	25	1.826	1:12.183	66	2.486	1:12.554	2	5.279	1:12.373	2	6.038	1:12.508
10	2.980	1:21.325	2	4.109	1:12.762	2	4.558	1:12.259	6	5.477	1:12.411	6	6.240	1:12.512
2	3.073	1:21.418	6	4.307	1:12.616	6	4.718	1:12.221	25	5.760	1:15.216	25	6.358	1:12.347
6	3.417	1:21.762	10	4.946	1:13.692	99	6.688	1:13.270	55	7.885	1:12.664	55	8.462	1:12.326
99	4.294	1:22.639	99	5.228	1:12.660	55	6.873	1:12.511	88	8.321	1:12.940	88	9.203	1:12.631
88	4.769	1:23.114	55	6.172	1:12.835	10	6.932	1:13.796	99	8.521	1:13.485	99	9.785	1:13.013
55	5.063	1:23.408	88	6.531	1:13.488	88	7.033	1:12.312	28	8.787	1:13.206	28	9.885	1:12.847
28	5.317	1:23.662	28	6.713	1:13.122	28	7.233	1:12.330	10	10.297	1:15.017	10	12.168	1:13.620
80	5.977	1:24.322	80	7.320	1:13.069	80	7.817	1:12.307	80	10.646	1:14.481	80	12.524	1:13.627
12	6.284	1:24.629	12	8.716	1:14.158	21	11.076	1:13.383	72	13.527	1:13.770	72	14.805	1:13.027
31	7.501	1:25.846	21	9.503	1:13.661	72	11.409	1:12.930	12	13.779	1:13.738	12	14.943	1:12.913
21	7.568	1:25.913	72	10.289	1:14.087	12	11.693	1:14.787	77	16.291	1:13.940	77	19.015	1:14.473
72	7.928	1:26.273	77	11.875	1:15.667	77	14.003	1:13.938	31	17.012	1:14.114	38	20.136	1:14.597
77	7.934	1:26.279	31	12.261	1:16.486	31	14.550	1:14.099	38	17.288	1:13.927	31	20.427	1:15.164
38	8.266	1:26.611	38	12.484	1:15.944	38	15.013	1:14.339	67	17.687	1:13.133	67	20.588	1:14.650
67	9.761	1:28.106	67	12.805	1:14.770	67	16.206	1:15.211	21	18.539	1:19.115	21	21.718	1:14.928

Pembrey  
Circuit Length = 1.4559 miles  
Start: 14:31 End: 14:53

**Ma5da Racing Challenge**  
**RACE 12 - LAP CHART**

Lap 6			Lap 7			Lap 8			Lap 9			Lap 10		
No	Behind	Laptime	No	Behind	Laptime	No	Behind	Laptime	No	Behind	Laptime	No	Behind	Laptime
3		1:12.136	3		1:12.068	3		1:11.979	3		1:12.012	3		1:11.935
1	3.986	1:12.488	66	4.542	1:12.126	66	5.131	1:12.568	66	5.748	1:12.629	66	6.417	1:12.604
66	4.484	1:12.020	1	4.912	1:12.994	1	5.576	1:12.643	1	6.022	1:12.458	1	6.874	1:12.787
2	6.254	1:12.352	2	6.987	1:12.801	25	7.740	1:12.637	25	8.647	1:12.919	25	9.389	1:12.677
6	6.381	1:12.277	25	7.082	1:12.545	2	8.194	1:13.186	6	8.959	1:12.747	6	9.520	1:12.496
25	6.605	1:12.383	6	7.662	1:13.349	6	8.224	1:12.541	2	9.191	1:13.009	2	10.123	1:12.867
55	8.834	1:12.508	55	8.875	1:12.109	55	8.771	1:11.875	55	9.899	1:13.140	55	10.609	1:12.645
88	9.186	1:12.119	88	9.291	1:12.173	88	9.773	1:12.461	88	9.938	1:12.177	28	11.353	1:13.232
28	10.029	1:12.280	28	10.199	1:12.238	28	10.163	1:11.943	28	10.056	1:11.905	88	11.767	1:13.764
99	10.262	1:12.613	99	11.036	1:12.842	99	12.130	1:13.073	99	12.938	1:12.820	99	13.659	1:12.656
80	14.533	1:14.145	80	15.622	1:13.157	80	16.789	1:13.146	72	18.841	1:13.470	72	20.102	1:13.196
10	14.702	1:14.670	10	16.109	1:13.475	10	17.123	1:12.993	10	19.310	1:14.199	80	20.627	1:13.135
72	15.899	1:13.230	72	16.547	1:12.716	72	17.383	1:12.815	80	19.427	1:14.650	10	20.930	1:13.555
12	16.281	1:13.474	12	17.578	1:13.365	12	18.212	1:12.613	12	19.914	1:13.714	12	21.109	1:13.130
77	22.130	1:15.251	77	25.124	1:15.062	77	27.951	1:14.806	77	31.936	1:15.997	21	35.327	1:15.156
38	22.527	1:14.527	38	25.445	1:14.986	21	28.100	1:13.737	21	32.106	1:16.018	77	35.877	1:15.876
31	22.989	1:14.698	31	25.772	1:14.851	38	28.701	1:15.235	38	32.432	1:15.743	38	36.140	1:15.643
67	23.365	1:14.913	67	26.082	1:14.785	31	29.230	1:15.437	67	32.628	1:15.062	31	37.270	1:16.210
21	25.312	1:15.730	21	26.342	1:13.098	67	29.578	1:15.475	31	32.995	1:15.777	67	37.604	1:16.911

Pembrey  
Circuit Length = 1.4559 miles  
Start: 14:31 End: 14:53

**Ma5da Racing Challenge**  
**RACE 12 - LAP CHART**

Lap 11			Lap 12			Lap 13			Lap 14			Lap 15		
No	Behind	Laptime	No	Behind	Laptime	No	Behind	Laptime	No	Behind	Laptime	No	Behind	Laptime
3		1:12.210	3		1:12.131	3		1:12.256	3		1:12.411	3		1:12.560
1	7.432	1:12.768	1	7.999	1:12.698	1	8.210	1:12.467	1	8.528	1:12.729	1	8.625	1:12.657
66	7.585	1:13.378	66	8.108	1:12.654	66	8.323	1:12.471	66	8.711	1:12.799	66	8.863	1:12.712
6	9.913	1:12.603	6	10.726	1:12.944	25	11.030	1:12.422	25	11.287	1:12.668	6	11.994	1:13.072
25	10.132	1:12.953	25	10.864	1:12.863	6	11.420	1:12.950	6	11.482	1:12.473	25	12.333	1:13.606
2	10.770	1:12.857	2	11.457	1:12.818	2	11.998	1:12.797	2	11.973	1:12.386	2	12.345	1:12.932
55	10.930	1:12.531	28	14.632	1:12.873	28	15.080	1:12.704	28	16.343	1:13.674	67	3 LAPS	4:22.672
28	13.890	1:14.747	99	15.431	1:13.354	99	15.694	1:12.519	99	16.591	1:13.308	28	17.178	1:13.395
88	14.097	1:14.540	88	16.859	1:14.893	88	19.152	1:14.549	88	19.760	1:13.019	99	17.735	1:13.704
99	14.208	1:12.759	80	24.502	1:14.406	12	26.813	1:13.922	80	28.038	1:13.468	88	19.877	1:12.677
72	22.152	1:14.260	12	25.147	1:14.875	80	26.981	1:14.735	72	28.936	1:13.149	80	28.589	1:13.111
80	22.227	1:13.810	72	27.586	1:17.565	72	28.198	1:12.868	12	29.118	1:14.716	72	29.977	1:13.601
10	22.376	1:13.656	10	29.903	1:19.658	10	30.941	1:13.294	10	31.757	1:13.227	12	30.081	1:13.523
12	22.403	1:13.504	55	35.933	1:37.134	21	40.698	1:14.263	77	43.031	1:14.513	10	32.116	1:12.919
21	36.869	1:13.752	21	38.691	1:13.953	77	40.929	1:14.151	21	43.267	1:14.980	77	46.101	1:15.630
77	37.584	1:13.917	77	39.034	1:13.581	38	41.430	1:14.299	38	43.367	1:14.348	21	46.171	1:15.464
38	37.938	1:14.008	38	39.387	1:13.580							38	49.306	1:18.499
67	40.269	1:14.875	31	1:03.269	1:34.548									
31	40.852	1:15.792												

Pembrey  
Circuit Length = 1.4559 miles  
Start: 14:31 End: 14:53

**Ma5da Racing Challenge**  
**RACE 12 - LAP CHART**

Lap 16			Lap 17		
No	Behind	Laptime	No	Behind	Laptime
3		1:12.460	3		1:12.559
1	8.690	1:12.525	1	9.702	1:13.571
66	8.925	1:12.522	66	9.715	1:13.349
6	12.167	1:12.633	6	12.079	1:12.471
2	13.094	1:13.209	2	13.314	1:12.779
25	13.234	1:13.361	25	13.419	1:12.744
28	17.685	1:12.967	28	18.239	1:13.113
99	17.951	1:12.676	99	19.549	1:14.157
88	19.911	1:12.494	88	19.920	1:12.568
80	29.492	1:13.363	80	30.572	1:13.639
72	31.187	1:13.670	72	31.721	1:13.093
12	31.361	1:13.740	12	32.045	1:13.243
10	32.283	1:12.627	10	32.689	1:12.965
77	49.100	1:15.459	77	51.982	1:15.441
21	49.154	1:15.443	38	53.486	1:15.395
38	50.650	1:13.804	21	53.496	1:16.901

**Motorlawyers Fiat Racing Challenge**  
**QUALIFYING FOR RACE 4 - CLASSIFICATION**

POS	NO	CL	NAME	ENTRY	TIME	ON	LAPS	GAP	DIFF	MPH
1	77		Jason GREATREX	Fiat Uno	1:11.290	7	10			73.51
2	3		Simon MCFIE	Fiat Punto	1:11.902	8	16	0.612	0.612	72.89
3	53		Mark SNELLING	Fiat Uno	1:12.566	16	16	1.276	0.664	72.22
4	28		Andrew BOTTERILL	Fiat Punto HGT	1:14.395	13	15	3.105	1.829	70.45
5	58		Dale WHITEMAN	Fiat Punto	1:14.513	13	14	3.223	0.118	70.33
6	7		Chris MCFIE	Fiat Uno	1:14.865	7	16	3.575	0.352	70.00
7	36		Peter GEARY	Fiat Punto HGT	1:15.542	15	15	4.252	0.677	69.38
8	75		Roger ESP	Fiat Uno	1:16.399	14	15	5.109	0.857	68.60
9	86		Mark SMITH	Fiat Uno	1:18.447	6	6	7.157	2.048	66.81

Weather / Track : Overcast / Dry

These results are provisional until the conclusion of any judicial and technical matters.

Pembrey  
 Circuit Length = 1.4559 miles  
 Start: 12:35 End: 12:56

Clerk of Course :		Timekeeper :
-------------------	--	--------------

## Motorlawyers Fiat Racing Challenge

### QUALIFYING FOR RACE 4 - LAP ANALYSIS

<b>3</b>	<b>Simon MCFIE</b>						<b>Fiat Punto</b>					
1 -	1:21.014	+ 9.112	12:36:50.078	9 -	1:24.060	+ 12.158	12:46:43.618					
2 -	1:13.156	+ 1.254	12:38:03.234	10 -	1:15.057	+ 3.155	12:47:58.675					
3 -	1:12.970	+ 1.068	12:39:16.204	11 -	1:12.597	+ 0.695	12:49:11.272					
4 -	1:11.984	+ 0.082	12:40:28.188	12 -	1:12.786	+ 0.884	12:50:24.058					
5 -	1:12.254	+ 0.352	12:41:40.442	13 -	1:12.860	+ 0.958	12:51:36.918					
6 -	1:11.919	+ 0.017	12:42:52.361	14 -	1:12.396	+ 0.494	12:52:49.314					
7 -	1:15.295	+ 3.393	12:44:07.656	15 -	1:24.968	+ 13.066	12:54:14.282					
8 -	<b>1:11.902</b>		<b>12:45:19.558</b>	16 -	1:18.316	+ 6.414	12:55:32.598					
<b>7</b>	<b>Chris MCFIE</b>						<b>Fiat Uno</b>					
1 -	1:24.264	+ 9.399	12:36:55.067	9 -	1:21.193	+ 6.328	12:47:07.345					
2 -	1:17.586	+ 2.721	12:38:12.653	10 -	1:15.402	+ 0.537	12:48:22.747					
3 -	1:15.682	+ 0.817	12:39:28.335	11 -	1:15.615	+ 0.750	12:49:38.362					
4 -	1:16.187	+ 1.322	12:40:44.522	12 -	1:15.242	+ 0.377	12:50:53.604					
5 -	1:15.933	+ 1.068	12:42:00.455	13 -	1:17.902	+ 3.037	12:52:11.506					
6 -	1:15.808	+ 0.943	12:43:16.263	14 -	1:17.686	+ 2.821	12:53:29.192					
7 -	<b>1:14.865</b>		<b>12:44:31.128</b>	15 -	1:15.887	+ 1.022	12:54:45.079					
8 -	1:15.024	+ 0.159	12:45:46.152	16 -	1:15.589	+ 0.724	12:56:00.668					
<b>28</b>	<b>Andrew BOTTERILL</b>						<b>Fiat Punto HGT</b>					
1 -	1:21.836	+ 7.441	12:37:06.181	9 -	1:14.585	+ 0.190	12:47:21.401					
2 -	1:27.359	+ 12.964	12:38:33.540	10 -	1:14.984	+ 0.589	12:48:36.385					
3 -	1:15.895	+ 1.500	12:39:49.435	11 -	1:14.919	+ 0.524	12:49:51.304					
4 -	1:16.472	+ 2.077	12:41:05.907	12 -	1:15.115	+ 0.720	12:51:06.419					
5 -	1:16.271	+ 1.876	12:42:22.178	13 -	<b>1:14.395</b>		<b>12:52:20.814</b>					
6 -	1:14.991	+ 0.596	12:43:37.169	14 -	1:15.160	+ 0.765	12:53:35.974					
7 -	1:14.692	+ 0.297	12:44:51.861	15 -	1:26.866	+ 12.471	12:55:02.840					
8 -	1:14.955	+ 0.560	12:46:06.816									
<b>36</b>	<b>Peter GEARY</b>						<b>Fiat Punto HGT</b>					
1 -	1:29.259	+ 13.717	12:37:04.410	9 -	1:16.395	+ 0.853	12:47:28.873					
2 -	1:23.302	+ 7.760	12:38:27.712	10 -	1:16.022	+ 0.480	12:48:44.895					
3 -	1:19.505	+ 3.963	12:39:47.217	11 -	1:19.236	+ 3.694	12:50:04.131					
4 -	1:18.361	+ 2.819	12:41:05.578	12 -	1:18.549	+ 3.007	12:51:22.680					
5 -	1:17.777	+ 2.235	12:42:23.355	13 -	1:16.960	+ 1.418	12:52:39.640					
6 -	1:15.950	+ 0.408	12:43:39.305	14 -	1:15.789	+ 0.247	12:53:55.429					
7 -	1:16.391	+ 0.849	12:44:55.696	15 -	<b>1:15.542</b>		<b>12:55:10.971</b>					
8 -	1:16.782	+ 1.240	12:46:12.478									
<b>53</b>	<b>Mark SNELLING</b>						<b>Fiat Uno</b>					
1 -	1:16.611	+ 4.045	12:36:41.262	9 -	1:13.339	+ 0.773	12:46:24.960					
2 -	1:13.632	+ 1.066	12:37:54.894	10 -	1:12.751	+ 0.185	12:47:37.711					
3 -	1:12.616	+ 0.050	12:39:07.510	11 -	1:32.034	+ 19.468	12:49:09.745					
4 -	1:12.906	+ 0.340	12:40:20.416	12 -	1:25.782	+ 13.216	12:50:35.527					
5 -	1:12.744	+ 0.178	12:41:33.160	13 -	1:12.724	+ 0.158	12:51:48.251					
6 -	1:12.944	+ 0.378	12:42:46.104	14 -	1:29.810	+ 17.244	12:53:18.061					
7 -	1:12.787	+ 0.221	12:43:58.891	15 -	1:21.335	+ 8.769	12:54:39.396					
8 -	1:12.730	+ 0.164	12:45:11.621	16 -	<b>1:12.566</b>		<b>12:55:51.962</b>					
<b>58</b>	<b>Dale WHITEMAN</b>						<b>Fiat Punto</b>					
1 -	1:22.713	+ 8.200	12:36:53.032	8 -	1:14.810	+ 0.297	12:45:46.652					
2 -	1:15.541	+ 1.028	12:38:08.573	9 -	1:14.844	+ 0.331	12:47:01.496					
3 -	1:15.088	+ 0.575	12:39:23.661	10 -	1:15.227	+ 0.714	12:48:16.723					
4 -	1:14.616	+ 0.103	12:40:38.277	11 -	1:25.549	+ 11.036	12:49:42.272					
5 -	1:15.672	+ 1.159	12:41:53.949	12 -	1:26.648	+ 12.135	12:51:08.920					
6 -	1:23.288	+ 8.775	12:43:17.237	13 -	<b>1:14.513</b>		<b>12:52:23.433</b>					
7 -	1:14.605	+ 0.092	12:44:31.842	14 -	1:15.567	+ 1.054	12:53:39.000					
<b>75</b>	<b>Roger ESP</b>						<b>Fiat Uno</b>					
1 -	1:28.778	+ 12.379	12:37:04.854	9 -	1:17.764	+ 1.365	12:47:43.719					
2 -	1:22.316	+ 5.917	12:38:27.170	10 -	1:19.604	+ 3.205	12:49:03.323					
3 -	1:19.774	+ 3.375	12:39:46.944	11 -	1:17.646	+ 1.247	12:50:20.969					

Pembrey  
Circuit Length = 1.4559 miles  
Start: 12:35 End: 12:56



## Motorlawyers Fiat Racing Challenge


### QUALIFYING FOR RACE 4 - LAP ANALYSIS

4 -	1:20.998	+ 4.599	12:41:07.942	12 -	1:17.441	+ 1.042	12:51:38.410
5 -	1:21.214	+ 4.815	12:42:29.156	13 -	1:17.328	+ 0.929	12:52:55.738
6 -	1:20.245	+ 3.846	12:43:49.401	14 -	<b>1:16.399</b>		<b>12:54:12.137</b>
7 -	1:18.712	+ 2.313	12:45:08.113	15 -	1:16.974	+ 0.575	12:55:29.111
8 -	1:17.842	+ 1.443	12:46:25.955				
<b>77</b>	<b>Jason GREATREX</b>			Fiat Uno			
1 -	1:23.326	+ 12.036	12:36:59.863	6 -	1:11.890	+ 0.600	12:43:06.749
2 -	1:17.993	+ 6.703	12:38:17.856	7 -	<b>1:11.290</b>		<b>12:44:18.039</b>
3 -	1:12.783	+ 1.493	12:39:30.639	8 -	1:11.400	+ 0.110	12:45:29.439
4 -	1:12.365	+ 1.075	12:40:43.004	9 -	1:11.324	+ 0.034	12:46:40.763
5 -	1:11.855	+ 0.565	12:41:54.859	10 -	1:11.515	+ 0.225	12:47:52.278
<b>86</b>	<b>Mark SMITH</b>			Fiat Uno			
1 -	1:23.969	+ 5.522	12:37:09.572	4 -	1:19.938	+ 1.491	12:41:15.714
2 -	1:24.259	+ 5.812	12:38:33.831	5 -	1:19.963	+ 1.516	12:42:35.677
3 -	1:21.945	+ 3.498	12:39:55.776	6 -	<b>1:18.447</b>		<b>12:43:54.124</b>

Pembrey  
 Circuit Length = 1.4559 miles  
 Start: 12:35 End: 12:56

# Motorlawyers Fiat Racing Challenge

## RACE 4 - GRID

ROW 5	1:18.447 86 Mark SMITH	1:16.399 75 Roger ESP
ROW 4	1:15.542 36 Peter GEARY	1:14.865 7 Chris MCFIE
ROW 3	1:14.513 58 Dale WHITEMAN	1:14.395 28 Andrew BOTTERILL
ROW 2	1:12.566 53 Mark SNELLING	1:11.902 3 Simon MCFIE
ROW 1	1:11.290 77 Jason GREATREX	
<b>Pole</b>		
		

Pembrey  
Circuit Length = 1.4559 miles

**These results are provisional until the conclusion of any judicial and technical matters.**

Clerk of Course :

Timekeeper :

# Motorlawyers Fiat Racing Challenge

## RACE 4 - CLASSIFICATION

POS	NO	CL	NAME	ENTRY	LAPS	TIME	GAP	DIFF	MPH	BEST	ON
1	3		<b>Simon MCFIE</b>	Fiat Punto	9	11:00.850			71.37	1:11.712	9
2	77		<b>Jason GREATREX</b>	Fiat Uno	9	11:03.367	<b>2.517</b>	2.517	71.10	1:11.104	6
3	53		<b>Mark SNELLING</b>	Fiat Uno	9	11:16.961	<b>16.111</b>	13.594	69.67	1:13.040	8
4	7		<b>Chris MCFIE</b>	Fiat Uno	9	11:19.010	<b>18.160</b>	2.049	69.46	1:13.393	8
5	28		<b>Andrew BOTTERILL</b>	Fiat Punto HGT	9	11:24.437	<b>23.587</b>	5.427	68.91	1:14.186	9
6	58		<b>Dale WHITEMAN</b>	Fiat Punto	9	11:32.239	<b>31.389</b>	7.802	68.14	1:14.260	5
7	36		<b>Peter GEARY</b>	Fiat Punto HGT	9	11:49.267	<b>48.417</b>	17.028	66.50	1:16.655	7
NOT CLASSIFIED											
NC	75		<b>Roger ESP</b>	Fiat Uno	9	11:49.533	<b>48.683</b>	0.266	66.48	1:16.692	7
FASTEST LAP											
	77		<b>Jason GREATREX</b>	Fiat Uno	6	1:11.104			73.71 mph	118.62 kph	

Car 75 not running at time of Red Flag

Weather / Track : Bright / Dry

These results are provisional until the conclusion of any judicial and technical matters.

Pembrey  
Circuit Length = 1.4559 miles  
Start: 16:20 End: 16:35

Clerk of Course :

Timekeeper :

# Motorlawyers Fiat Racing Challenge

## RACE 4 - LAP CHART

Lap 1			Lap 2			Lap 3			Lap 4			Lap 5		
No	Behind	Laptime	No	Behind	Laptime	No	Behind	Laptime	No	Behind	Laptime	No	Behind	Laptime
3		1:23.032	3		1:12.689	3		1:12.644	3		1:12.599	3		1:12.353
7	1.061	1:24.093	7	2.625	1:14.253	7	4.495	1:14.514	77	5.603	1:12.958	77	4.761	1:11.511
77	1.459	1:24.491	53	3.488	1:14.413	53	4.902	1:14.058	7	6.959	1:15.063	7	9.422	1:14.816
28	1.603	1:24.635	77	4.668	1:15.898	77	5.244	1:13.220	53	7.117	1:14.814	53	9.629	1:14.865
53	1.764	1:24.796	58	6.637	1:17.116	58	8.496	1:14.503	58	10.790	1:14.893	58	12.697	1:14.260
58	2.210	1:25.242	28	7.514	1:18.600	28	9.485	1:14.615	28	11.461	1:14.575	28	13.474	1:14.366
75	3.388	1:26.420	75	9.507	1:18.808	75	14.115	1:17.252	75	20.706	1:19.190	36	26.482	1:17.855
36	4.996	1:28.028	36	10.179	1:17.872	36	14.591	1:17.056	36	20.980	1:18.988	75	27.076	1:18.723

Pembrey  
Circuit Length = 1.4559 miles  
Start: 16:20 End: 16:35

# Motorlawyers Fiat Racing Challenge

## RACE 4 - LAP CHART

Lap 6			Lap 7			Lap 8			Lap 9		
No	Behind	Laptime	No	Behind	Laptime	No	Behind	Laptime	No	Behind	Laptime
3		1:12.211	3		1:11.803	3		1:11.807	3		1:11.712
77	3.654	1:11.104	77	3.303	1:11.452	77	2.915	1:11.419	77	2.517	1:11.314
53	11.855	1:14.437	53	13.508	1:13.456	53	14.741	1:13.040	53	16.111	1:13.082
7	12.490	1:15.279	7	14.445	1:13.758	7	16.031	1:13.393	7	18.160	1:13.841
28	15.969	1:14.706	28	18.668	1:14.502	28	21.113	1:14.252	28	23.587	1:14.186
58	20.220	1:19.734	58	24.001	1:15.584	58	28.364	1:16.170	58	31.389	1:14.737
36	32.620	1:18.349	36	37.472	1:16.655	36	42.470	1:16.805	36	48.417	1:17.659
75	33.151	1:18.286	75	38.040	1:16.692	75	43.314	1:17.081	75	48.683	1:17.081

**Motorlawyers Fiat Racing Challenge**  
**QUALIFYING FOR RACE 11 - CLASSIFICATION**

POS	NO	CL	NAME	ENTRY	TIME	ON	LAPS	GAP	DIFF	MPH
1	77		<b>Kris GREATREX</b>	Fiat Uno	<b>1:11.261</b>	8	8			73.54
2	3		<b>Simon MCFIE</b>	Fiat Punto	<b>1:11.525</b>	15	15	<b>0.264</b>	0.264	73.27
3	53		<b>Mark SNELLING</b>	Fiat Uno	<b>1:13.302</b>	8	9	<b>2.041</b>	1.777	71.50
4	28		<b>Andrew BOTTERILL</b>	Fiat Punto HGT	<b>1:13.881</b>	15	15	<b>2.620</b>	0.579	70.94
5	7		<b>Chris MCFIE</b>	Fiat Uno	<b>1:14.198</b>	6	15	<b>2.937</b>	0.317	70.63
6	36		<b>Peter GEARY</b>	Fiat Punto HGT	<b>1:15.044</b>	7	15	<b>3.783</b>	0.846	69.84
7	58		<b>Dale WHITEMAN</b>	Fiat Punto	<b>1:15.098</b>	4	15	<b>3.837</b>	0.054	69.79
8	86		<b>Mark SMITH</b>	Fiat Uno	<b>1:15.894</b>	8	10	<b>4.633</b>	0.796	69.05

Weather / Track : Cloudy / Dry

These results are provisional until the conclusion of any judicial and technical matters.

Pembrey  
 Circuit Length = 1.4559 miles  
 Start: 10:47 End: 11:07

Clerk of Course :		Timekeeper :
-------------------	--	--------------

## Motorlawyers Fiat Racing Challenge

### QUALIFYING FOR RACE 11 - LAP ANALYSIS

<b>3</b>	<b>Simon MCFIE</b>						<b>Fiat Punto</b>					
1 -	1:31.532	+ 20.007	10:49:20.476	9 -	1:18.426	+ 6.901	10:59:34.074					
2 -	1:15.898	+ 4.373	10:50:36.374	10 -	1:12.025	+ 0.500	11:00:46.099					
3 -	1:12.889	+ 1.364	10:51:49.263	11 -	1:11.995	+ 0.470	11:01:58.094					
4 -	1:12.230	+ 0.705	10:53:01.493	12 -	1:22.890	+ 11.365	11:03:20.984					
5 -	1:12.076	+ 0.551	10:54:13.569	13 -	1:16.260	+ 4.735	11:04:37.244					
6 -	1:11.996	+ 0.471	10:55:25.565	14 -	1:13.066	+ 1.541	11:05:50.310					
7 -	1:28.501	+ 16.976	10:56:54.066	15 -	<b>1:11.525</b>		<b>11:07:01.835</b>					
8 -	1:21.582	+ 10.057	10:58:15.648									
<b>7</b>	<b>Chris MCFIE</b>						<b>Fiat Uno</b>					
1 -	1:31.576	+ 17.378	10:49:21.562	9 -	1:17.762	+ 3.564	10:59:29.865					
2 -	1:18.380	+ 4.182	10:50:39.942	10 -	1:18.370	+ 4.172	11:00:48.235					
3 -	1:16.310	+ 2.112	10:51:56.252	11 -	1:14.612	+ 0.414	11:02:02.847					
4 -	1:15.497	+ 1.299	10:53:11.749	12 -	1:14.464	+ 0.266	11:03:17.311					
5 -	1:16.589	+ 2.391	10:54:28.338	13 -	1:14.720	+ 0.522	11:04:32.031					
6 -	<b>1:14.198</b>		<b>10:55:42.536</b>	14 -	1:27.251	+ 13.053	11:05:59.282					
7 -	1:14.990	+ 0.792	10:56:57.526	15 -	1:17.449	+ 3.251	11:07:16.731					
8 -	1:14.577	+ 0.379	10:58:12.103									
<b>28</b>	<b>Andrew BOTTERILL</b>						<b>Fiat Punto HGT</b>					
1 -	1:23.314	+ 9.433	10:49:05.691	9 -	1:14.076	+ 0.195	10:59:18.978					
2 -	1:17.064	+ 3.183	10:50:22.755	10 -	1:14.303	+ 0.422	11:00:33.281					
3 -	1:14.805	+ 0.924	10:51:37.560	11 -	1:14.018	+ 0.137	11:01:47.299					
4 -	1:14.336	+ 0.455	10:52:51.896	12 -	1:14.023	+ 0.142	11:03:01.322					
5 -	1:14.487	+ 0.606	10:54:06.383	13 -	1:33.790	+ 19.909	11:04:35.112					
6 -	1:14.497	+ 0.616	10:55:20.880	14 -	1:20.275	+ 6.394	11:05:55.387					
7 -	1:14.203	+ 0.322	10:56:35.083	15 -	<b>1:13.881</b>		<b>11:07:09.268</b>					
8 -	1:29.819	+ 15.938	10:58:04.902									
<b>36</b>	<b>Peter GEARY</b>						<b>Fiat Punto HGT</b>					
1 -	1:35.376	+ 20.332	10:49:27.061	9 -	1:15.303	+ 0.259	10:59:47.309					
2 -	1:22.279	+ 7.235	10:50:49.340	10 -	1:16.264	+ 1.220	11:01:03.573					
3 -	1:20.143	+ 5.099	10:52:09.483	11 -	1:16.229	+ 1.185	11:02:19.802					
4 -	1:19.101	+ 4.057	10:53:28.584	12 -	1:16.590	+ 1.546	11:03:36.392					
5 -	1:16.993	+ 1.949	10:54:45.577	13 -	1:17.526	+ 2.482	11:04:53.918					
6 -	1:15.896	+ 0.852	10:56:01.473	14 -	1:17.175	+ 2.131	11:06:11.093					
7 -	<b>1:15.044</b>		<b>10:57:16.517</b>	15 -	1:17.361	+ 2.317	11:07:28.454					
8 -	1:15.489	+ 0.445	10:58:32.006									
<b>53</b>	<b>Mark SNELLING</b>						<b>Fiat Uno</b>					
1 -	1:22.497	+ 9.195	10:49:04.162	6 -	1:31.766	+ 18.464	10:55:33.731					
2 -	1:14.992	+ 1.690	10:50:19.154	7 -	1:25.655	+ 12.353	10:56:59.386					
3 -	1:14.382	+ 1.080	10:51:33.536	8 -	<b>1:13.302</b>		<b>10:58:12.688</b>					
4 -	1:14.339	+ 1.037	10:52:47.875	9 -	1:14.381	+ 1.079	10:59:27.069					
5 -	1:14.090	+ 0.788	10:54:01.965									
<b>58</b>	<b>Dale WHITEMAN</b>						<b>Fiat Punto</b>					
1 -	1:23.054	+ 7.956	10:49:03.683	9 -	1:15.498	+ 0.400	10:59:40.685					
2 -	1:21.829	+ 6.731	10:50:25.512	10 -	1:15.397	+ 0.299	11:00:56.082					
3 -	1:16.634	+ 1.536	10:51:42.146	11 -	1:15.735	+ 0.637	11:02:11.817					
4 -	<b>1:15.098</b>		<b>10:52:57.244</b>	12 -	1:29.347	+ 14.249	11:03:41.164					
5 -	1:15.288	+ 0.190	10:54:12.532	13 -	1:22.831	+ 7.733	11:05:03.995					
6 -	1:35.869	+ 20.771	10:55:48.401	14 -	1:15.400	+ 0.302	11:06:19.395					
7 -	1:21.011	+ 5.913	10:57:09.412	15 -	1:15.242	+ 0.144	11:07:34.637					
8 -	1:15.775	+ 0.677	10:58:25.187									
<b>77</b>	<b>Kris GREATREX</b>						<b>Fiat Uno</b>					
1 -	1:33.624	+ 22.363	10:49:27.695	5 -	1:11.760	+ 0.499	10:54:26.635					
2 -	1:21.494	+ 10.233	10:50:49.189	6 -	1:12.164	+ 0.903	10:55:38.799					
3 -	1:13.302	+ 2.041	10:52:02.491	7 -	1:11.345	+ 0.084	10:56:50.144					
4 -	1:12.384	+ 1.123	10:53:14.875	8 -	<b>1:11.261</b>		<b>10:58:01.405</b>					

Pembrey  
 Circuit Length = 1.4559 miles  
 Start: 10:47 End: 11:07


**Motorlawyers Fiat Racing Challenge**  
**QUALIFYING FOR RACE 11 - LAP ANALYSIS**

<b>86</b>	<b>Mark SMITH</b>		<b>Fiat Uno</b>				
1 -	1:30.575	+ 14.681	10:49:23.451	6 -	1:16.433	+ 0.539	10:55:57.898
2 -	1:19.751	+ 3.857	10:50:43.202	7 -	1:16.267	+ 0.373	10:57:14.165
3 -	1:18.626	+ 2.732	10:52:01.828	8 -	<b>1:15.894</b>		<b>10:58:30.059</b>
4 -	1:20.750	+ 4.856	10:53:22.578	9 -	1:16.799	+ 0.905	10:59:46.858
5 -	1:18.887	+ 2.993	10:54:41.465	10 -	1:17.503	+ 1.609	11:01:04.361

Pembrey  
 Circuit Length = 1.4559 miles  
 Start: 10:47 End: 11:07



**Motorlawyers Fiat Racing Challenge**  
**RACE 11 - GRID**

ROW 4	1:15.098 58 Dale WHITEMAN	1:15.894 86 Mark SMITH
ROW 3	1:14.198 7 Chris MCFIE	1:15.044 36 Peter GEARY
ROW 2	1:13.302 53 Mark SNELLING	1:13.881 28 Andrew BOTTERILL
ROW 1	1:11.261 77 Kris GREATREX	1:11.525 3 Simon MCFIE
<b>Pole</b>		
		

Pembrey  
 Circuit Length = 1.4559 miles

**These results are provisional until the conclusion of any judicial and technical matters.**

Clerk of Course :		Timekeeper :
-------------------	--	--------------

# Motorlawyers Fiat Racing Challenge

## RACE 11 - CLASSIFICATION

POS	NO	CL	NAME	ENTRY	LAPS	TIME	GAP	DIFF	MPH	BEST	ON
1	77		<b>Kris GREATREX</b>	Fiat Uno	17	20:46.926			71.45	1:11.434	9
2	3		<b>Simon MCFIE</b>	Fiat Punto	17	20:47.460	<b>0.534</b>	0.534	71.42	1:11.368	17
3	53		<b>Mark SNELLING</b>	Fiat Uno	17	20:58.283	<b>11.357</b>	10.823	70.81	1:12.591	9
4	7		<b>Chris MCFIE</b>	Fiat Uno	17	21:02.095	<b>15.169</b>	3.812	70.59	1:12.853	9
5	86		<b>Mark SMITH</b>	Fiat Uno	17	21:04.255	<b>17.329</b>	2.160	70.47	1:11.811	17
6	28		<b>Andrew BOTTERILL</b>	Fiat Punto HGT	17	21:12.609	<b>25.683</b>	8.354	70.01	1:13.472	10
7	58		<b>Dale WHITEMAN</b>	Fiat Punto	17	21:41.652	<b>54.726</b>	29.043	68.45	1:15.253	7
NOT CLASSIFIED											
DNC	36		<b>Peter GEARY</b>	Fiat Punto HGT	8	10:51.939	<b>9 laps</b>	9 laps	64.31	1:15.003	3
FASTEST LAP											
	3		<b>Simon MCFIE</b>	Fiat Punto	17	1:11.368			73.43 mph	118.18 kph	

Weather / Track : Sunny / Dry

These results are provisional until the conclusion of any judicial and technical matters.

Pembrey  
 Circuit Length = 1.4559 miles  
 Start: 13:59 End: 14:21

Clerk of Course :

Timekeeper :

# Motorlawyers Fiat Racing Challenge

## RACE 11 - LAP CHART

Lap 1			Lap 2			Lap 3			Lap 4			Lap 5		
No	Behind	Laptime	No	Behind	Laptime	No	Behind	Laptime	No	Behind	Laptime	No	Behind	Laptime
53		1:22.570	53		1:14.937	53		1:14.339	53		1:13.840	53		1:14.005
7	0.904	1:23.474	7	1.061	1:15.094	7	1.167	1:14.445	7	1.794	1:14.467	3	0.360	1:12.194
28	1.657	1:24.227	28	1.571	1:14.851	28	1.554	1:14.322	3	2.171	1:14.318	77	0.568	1:11.772
3	1.794	1:24.364	3	2.591	1:15.734	3	1.693	1:13.441	28	2.723	1:15.009	7	1.926	1:14.137
36	2.763	1:25.333	77	2.841	1:14.870	77	2.126	1:13.624	77	2.801	1:14.515	28	2.677	1:13.959
77	2.908	1:25.478	36	4.231	1:16.405	36	4.895	1:15.003	36	6.287	1:15.232	36	7.809	1:15.527
58	3.827	1:26.397	58	4.724	1:15.834	58	6.033	1:15.648	58	7.524	1:15.331	86	9.658	1:15.892
86	5.045	1:27.615	86	5.269	1:15.161	86	6.208	1:15.278	86	7.771	1:15.403	58	10.324	1:16.805

Pembrey  
Circuit Length = 1.4559 miles  
Start: 13:59 End: 14:21

# Motorlawyers Fiat Racing Challenge

## RACE 11 - LAP CHART

Lap 6			Lap 7			Lap 8			Lap 9			Lap 10		
No	Behind	Laptime	No	Behind	Laptime	No	Behind	Laptime	No	Behind	Laptime	No	Behind	Laptime
3		1:13.965	3		1:11.605	3		1:11.589	3		1:11.723	3		1:13.417
53	0.268	1:14.593	53	1.881	1:13.218	77	2.926	1:12.332	77	2.637	1:11.434	77	0.828	1:11.608
7	1.219	1:13.618	77	2.183	1:12.492	53	3.617	1:13.325	53	4.485	1:12.591	53	3.720	1:12.652
77	1.296	1:15.053	7	2.672	1:13.058	7	4.379	1:13.296	7	5.509	1:12.853	7	5.279	1:13.187
28	1.885	1:13.533	28	4.284	1:14.004	28	6.755	1:14.060	28	8.703	1:13.671	28	8.758	1:13.472
86	9.413	1:14.080	86	11.129	1:13.321	86	12.533	1:12.993	86	13.478	1:12.668	86	12.599	1:12.538
36	10.379	1:16.895	36	14.086	1:15.312	58	20.514	1:16.592	58	25.200	1:16.409	58	27.900	1:16.117
58	11.863	1:15.864	58	15.511	1:15.253	36	54.729	1:52.232						

Pembrey  
Circuit Length = 1.4559 miles  
Start: 13:59 End: 14:21

# Motorlawyers Fiat Racing Challenge

## RACE 11 - LAP CHART

Lap 11			Lap 12			Lap 13			Lap 14			Lap 15		
No	Behind	Laptime	No	Behind	Laptime	No	Behind	Laptime	No	Behind	Laptime	No	Behind	Laptime
3		1:12.168	77		1:12.044	77		1:11.793	77		1:11.942	77		1:12.293
77	0.390	1:11.730	3	0.221	1:12.655	3	0.367	1:11.939	3	1.342	1:12.917	3	1.288	1:12.239
53	4.726	1:13.174	53	5.257	1:12.965	53	6.109	1:12.645	53	7.913	1:13.746	53	8.730	1:13.110
7	6.904	1:13.793	7	8.282	1:13.812	7	9.960	1:13.471	7	11.393	1:13.375	7	12.684	1:13.584
28	10.463	1:13.873	28	12.424	1:14.395	28	15.011	1:14.380	86	16.514	1:13.216	86	17.218	1:12.997
86	13.164	1:12.733	86	13.158	1:12.428	86	15.240	1:13.875	28	17.964	1:14.895	28	20.016	1:14.345
58	31.815	1:16.083	58	35.841	1:16.460	58	39.539	1:15.491	58	43.083	1:15.486	58	46.990	1:16.200

Pembrey  
Circuit Length = 1.4559 miles  
Start: 13:59 End: 14:21

# Motorlawyers Fiat Racing Challenge

## RACE 11 - LAP CHART

Lap 16			Lap 17		
No	Behind	Laptime	No	Behind	Laptime
77		1:12.166	77		1:11.780
3	0.946	1:11.824	3	0.534	1:11.368
53	10.219	1:13.655	53	11.357	1:12.918
7	13.715	1:13.197	7	15.169	1:13.234
86	17.298	1:12.246	86	17.329	1:11.811
28	22.537	1:14.687	28	25.683	1:14.926
58	50.696	1:15.872	58	54.726	1:15.810

Pembrey  
Circuit Length = 1.4559 miles  
Start: 13:59 End: 14:21