



# BARC National Championship Race Day

Pembrey

19th & 20th April 2008



Results Provided by Timing Solutions Ltd  
[www.tsl-timing.com](http://www.tsl-timing.com)

**2CV Parts.com Championship**  
**QUALIFYING FOR RACE 1 - CLASSIFICATION**

POS	NO	CL	NAME	ENTRY	TIME	ON	LAPS	GAP	DIFF	MPH
1	28		Pete SPARROW	Citroen 2CV	1:24.435	5	10			62.07
2	7		Matthew RILEY	Citroen 2CV	1:25.338	8	10	0.903	0.903	61.41
3	84		Mark TURNER	Citroen 2CV	1:25.634	8	9	1.199	0.296	61.20
4	14		CALLANDER/BYATT	Citroen 2CV	1:25.652	8	10	1.217	0.018	61.19
5	78		Martin HINDLEY	Citroen 2CV	1:25.793	5	6	1.358	0.141	61.09
6	13		SMITH/CARDELL-WILLIA	Citroen 2CV	1:26.216	8	10	1.781	0.423	60.79
7	3		Sammie FRITCHLEY	Citroen 2CV	1:26.269	7	10	1.834	0.053	60.75
8	6		Steven PANAS	Citroen 2CV	1:26.328	9	9	1.893	0.059	60.71
9	1		MYATT/ROBERTSON	Citroen 2CV	1:26.667	7	10	2.232	0.339	60.47
10	59		Andrew PIRT	Citroen 2CV	1:26.757	6	10	2.322	0.090	60.41
11	68		Greg WHEELER	Citroen 2CV	1:27.009	8	10	2.574	0.252	60.23
12	43		Steve JAQUES	Citroen 2CV	1:27.169	8	10	2.734	0.160	60.12
13	24		THOMPSON/THOMPSON	Citroen 2CV	1:27.197	6	10	2.762	0.028	60.10
14	52		Steve COWELL	Citroen 2CV	1:27.320	1	8	2.885	0.123	60.02
15	90		Darren BAKER	Citroen 2CV	1:28.256	5	9	3.821	0.936	59.38
16	8		Derek COGHILL	Citroen 2CV	1:28.307	8	10	3.872	0.051	59.35
17	72		Matthew HOLLIS	Citroen 2CV	1:28.310	7	9	3.875	0.003	59.34
18	12		Aubrey BROCKLEBANK	Citroen 2CV	1:28.440	4	9	4.005	0.130	59.26
19	9		Helen DEELEY	Citroen 2CV	1:28.687	7	9	4.252	0.247	59.09
20	31		Paul HOCKING	Citroen 2CV	1:28.967	8	9	4.532	0.280	58.91
21	88		Benjy STRAW	Citroen 2CV	1:29.001	7	9	4.566	0.034	58.88
22	2		Wayne COWLING	Citroen 2CV	1:29.889	6	8	5.454	0.888	58.30
23	64		Jack GABRIEL	Citroen 2CV	1:29.929	7	9	5.494	0.040	58.28
24	71		Richard HOLLIS	Citroen 2CV	1:29.957	2	3	5.522	0.028	58.26
25	40		Nick ROADS	Citroen 2CV	1:30.021	5	9	5.586	0.064	58.22
26	97		Martin HARROLD	Citroen 2CV	1:32.482	4	8	8.047	2.461	56.67

Weather / Track : Cloudy / Dry

These results are provisional until the conclusion of any judicial and technical matters.

Pembrey  
 Circuit Length = 1.4559 miles  
 Start: 09:05 End: 09:22

Clerk of Course :	Timekeeper :
-------------------	--------------

## 2CV Parts.com Championship

### QUALIFYING FOR RACE 1 - LAP ANALYSIS

<b>1</b>	<b>MYATT/ROBERTSON</b>		Citroen 2CV				
1 -	1:30.301	+ 3.634	9:07:29.758	6 -	1:26.802	+ 0.135	9:14:58.241
2 -	1:28.741	+ 2.074	9:08:58.499	7 -	<b>1:26.667</b>		<b>9:16:24.908</b>
3 -	1:27.905	+ 1.238	9:10:26.404	8 -	1:31.088	+ 4.421	9:17:55.996
4 -	1:37.313	+ 10.646	9:12:03.717	9 -	1:30.787	+ 4.120	9:19:26.783
5 -	1:27.722	+ 1.055	9:13:31.439	10 -	1:27.177	+ 0.510	9:20:53.960
<b>2</b>	<b>Wayne COWLING</b>		Citroen 2CV				
1 -	1:34.460	+ 4.571	9:07:47.402	5 -	1:29.969	+ 0.080	9:13:51.049
2 -	1:31.484	+ 1.595	9:09:18.886	6 -	<b>1:29.889</b>		<b>9:15:20.938</b>
3 -	1:32.034	+ 2.145	9:10:50.920	7 -	1:30.202	+ 0.313	9:16:51.140
4 -	1:30.160	+ 0.271	9:12:21.080	8 -	1:43.128 P	+ 13.239	9:18:34.268
<b>3</b>	<b>Sammie FRITCHLEY</b>		Citroen 2CV				
1 -	1:35.873	+ 9.604	9:07:43.013	6 -	1:26.878	+ 0.609	9:15:02.590
2 -	1:29.567	+ 3.298	9:09:12.580	7 -	<b>1:26.269</b>		<b>9:16:28.859</b>
3 -	1:29.053	+ 2.784	9:10:41.633	8 -	1:26.868	+ 0.599	9:17:55.727
4 -	1:26.846	+ 0.577	9:12:08.479	9 -	1:28.036	+ 1.767	9:19:23.763
5 -	1:27.233	+ 0.964	9:13:35.712	10 -	1:26.792	+ 0.523	9:20:50.555
<b>6</b>	<b>Steven PANAS</b>		Citroen 2CV				
1 -	2:58.027	+ 1:31.699	9:09:08.358	6 -	1:26.983	+ 0.655	9:16:23.421
2 -	1:26.587	+ 0.259	9:10:34.945	7 -	1:29.402	+ 3.074	9:17:52.823
3 -	1:26.814	+ 0.486	9:12:01.759	8 -	1:30.207	+ 3.879	9:19:23.030
4 -	1:27.574	+ 1.246	9:13:29.333	9 -	<b>1:26.328</b>		<b>9:20:49.358</b>
5 -	1:27.105	+ 0.777	9:14:56.438				
<b>7</b>	<b>Matthew RILEY</b>		Citroen 2CV				
1 -	1:34.904	+ 9.566	9:07:41.462	6 -	1:28.858	+ 3.520	9:15:06.737
2 -	1:27.091	+ 1.753	9:09:08.553	7 -	1:26.220	+ 0.882	9:16:32.957
3 -	1:26.998	+ 1.660	9:10:35.551	8 -	<b>1:25.338</b>		<b>9:17:58.295</b>
4 -	1:33.865	+ 8.527	9:12:09.416	9 -	1:26.604	+ 1.266	9:19:24.899
5 -	1:28.463	+ 3.125	9:13:37.879	10 -	1:28.703	+ 3.365	9:20:53.602
<b>8</b>	<b>Derek COGHILL</b>		Citroen 2CV				
1 -	1:35.485	+ 7.178	9:07:46.248	6 -	1:29.857	+ 1.550	9:15:13.930
2 -	1:30.805	+ 2.498	9:09:17.053	7 -	1:28.519	+ 0.212	9:16:42.449
3 -	1:29.891	+ 1.584	9:10:46.944	8 -	<b>1:28.307</b>		<b>9:18:10.756</b>
4 -	1:28.789	+ 0.482	9:12:15.733	9 -	1:29.878	+ 1.571	9:19:40.634
5 -	1:28.340	+ 0.033	9:13:44.073	10 -	1:31.312	+ 3.005	9:21:11.946
<b>9</b>	<b>Helen DEELEY</b>		Citroen 2CV				
1 -	1:37.845	+ 9.158	9:08:00.460	6 -	1:31.302	+ 2.615	9:15:32.032
2 -	1:31.844	+ 3.157	9:09:32.304	7 -	<b>1:28.687</b>		<b>9:17:00.719</b>
3 -	1:30.266	+ 1.579	9:11:02.570	8 -	1:28.840	+ 0.153	9:18:29.559
4 -	1:29.147	+ 0.460	9:12:31.717	9 -	1:30.293	+ 1.606	9:19:59.852
5 -	1:29.013	+ 0.326	9:14:00.730				
<b>12</b>	<b>Aubrey BROCKLEBANK</b>		Citroen 2CV				
1 -	1:32.630	+ 4.190	9:08:09.823	6 -	1:30.168	+ 1.728	9:15:37.707
2 -	1:30.505	+ 2.065	9:09:40.328	7 -	1:39.449	+ 11.009	9:17:17.156
3 -	1:28.975	+ 0.535	9:11:09.303	8 -	1:42.025	+ 13.585	9:18:59.181
4 -	<b>1:28.440</b>		<b>9:12:37.743</b>	9 -	1:30.073	+ 1.633	9:20:29.254
5 -	1:29.796	+ 1.356	9:14:07.539				
<b>13</b>	<b>SMITH/CARDELL-WILLIA</b>		Citroen 2CV				
1 -	1:35.898	+ 9.682	9:07:45.264	6 -	1:27.299	+ 1.083	9:15:02.909
2 -	1:29.854	+ 3.638	9:09:15.118	7 -	1:26.236	+ 0.020	9:16:29.145
3 -	1:26.760	+ 0.544	9:10:41.878	8 -	<b>1:26.216</b>		<b>9:17:55.361</b>
4 -	1:26.940	+ 0.724	9:12:08.818	9 -	1:27.498	+ 1.282	9:19:22.859
5 -	1:26.792	+ 0.576	9:13:35.610	10 -	1:26.277	+ 0.061	9:20:49.136

Pembrey  
Circuit Length = 1.4559 miles  
Start: 09:05 End: 09:22

## 2CV Parts.com Championship

### QUALIFYING FOR RACE 1 - LAP ANALYSIS

<b>14</b>	<b>CALLANDER/BYATT</b>		Citroen 2CV				
1 -	1:32.917	+ 7.265	9:07:58.947	6 -	1:26.566	+ 0.914	9:15:12.289
2 -	1:27.362	+ 1.710	9:09:26.309	7 -	1:26.047	+ 0.395	9:16:38.336
3 -	1:26.934	+ 1.282	9:10:53.243	8 -	<b>1:25.652</b>		<b>9:18:03.988</b>
4 -	1:26.391	+ 0.739	9:12:19.634	9 -	1:25.824	+ 0.172	9:19:29.812
5 -	1:26.089	+ 0.437	9:13:45.723	10 -	1:33.455	+ 7.803	9:21:03.267
<b>24</b>	<b>THOMPSON/THOMPSON</b>		Citroen 2CV				
1 -	1:31.968	+ 4.771	9:07:38.330	6 -	<b>1:27.197</b>		<b>9:14:59.347</b>
2 -	1:29.365	+ 2.168	9:09:07.695	7 -	1:27.295	+ 0.098	9:16:26.642
3 -	1:27.837	+ 0.640	9:10:35.532	8 -	1:27.529	+ 0.332	9:17:54.171
4 -	1:28.272	+ 1.075	9:12:03.804	9 -	1:31.341	+ 4.144	9:19:25.512
5 -	1:28.346	+ 1.149	9:13:32.150	10 -	1:38.355	+ 11.158	9:21:03.867
<b>28</b>	<b>Pete SPARROW</b>		Citroen 2CV				
1 -	1:37.266	+ 12.831	9:07:58.677	6 -	1:25.607	+ 1.172	9:15:07.152
2 -	1:26.467	+ 2.032	9:09:25.144	7 -	1:27.517	+ 3.082	9:16:34.669
3 -	1:25.490	+ 1.055	9:10:50.634	8 -	1:28.331	+ 3.896	9:18:03.000
4 -	1:26.476	+ 2.041	9:12:17.110	9 -	1:26.316	+ 1.881	9:19:29.316
5 -	<b>1:24.435</b>		<b>9:13:41.545</b>	10 -	1:33.374	+ 8.939	9:21:02.690
<b>31</b>	<b>Paul HOCKING</b>		Citroen 2CV				
1 -	1:35.060	+ 6.093	9:08:06.408	6 -	1:29.371	+ 0.404	9:15:38.475
2 -	1:31.072	+ 2.105	9:09:37.480	7 -	1:29.044	+ 0.077	9:17:07.519
3 -	1:31.142	+ 2.175	9:11:08.622	8 -	<b>1:28.967</b>		<b>9:18:36.486</b>
4 -	1:29.743	+ 0.776	9:12:38.365	9 -	1:48.815	+ 19.848	9:20:25.301
5 -	1:30.739	+ 1.772	9:14:09.104				
<b>40</b>	<b>Nick ROADS</b>		Citroen 2CV				
1 -	1:35.055	+ 5.034	9:07:50.474	6 -	1:30.326	+ 0.305	9:15:26.328
2 -	1:32.783	+ 2.762	9:09:23.257	7 -	1:30.786	+ 0.765	9:16:57.114
3 -	1:32.265	+ 2.244	9:10:55.522	8 -	1:30.778	+ 0.757	9:18:27.892
4 -	1:30.459	+ 0.438	9:12:25.981	9 -	1:31.487	+ 1.466	9:19:59.379
5 -	<b>1:30.021</b>		<b>9:13:56.002</b>				
<b>43</b>	<b>Steve JAQUES</b>		Citroen 2CV				
1 -	1:38.100	+ 10.931	9:07:44.321	6 -	1:28.925	+ 1.756	9:15:07.103
2 -	1:28.774	+ 1.605	9:09:13.095	7 -	1:27.616	+ 0.447	9:16:34.719
3 -	1:28.436	+ 1.267	9:10:41.531	8 -	<b>1:27.169</b>		<b>9:18:01.888</b>
4 -	1:28.714	+ 1.545	9:12:10.245	9 -	1:28.499	+ 1.330	9:19:30.387
5 -	1:27.933	+ 0.764	9:13:38.178	10 -	1:35.415	+ 8.246	9:21:05.802
<b>52</b>	<b>Steve COWELL</b>		Citroen 2CV				
1 -	<b>1:27.320</b>		<b>9:07:50.169</b>	5 -	1:29.455	+ 2.135	9:13:55.113
2 -	1:32.586	+ 5.266	9:09:22.755	6 -	1:29.836	+ 2.516	9:15:24.949
3 -	1:32.379	+ 5.059	9:10:55.134	7 -	1:29.175	+ 1.855	9:16:54.124
4 -	1:30.524	+ 3.204	9:12:25.658	8 -	2:56.531	+ 1:29.211	9:19:50.655
<b>59</b>	<b>Andrew PIRT</b>		Citroen 2CV				
1 -	1:34.880	+ 8.123	9:07:46.537	6 -	<b>1:26.757</b>		<b>9:15:07.907</b>
2 -	1:30.031	+ 3.274	9:09:16.568	7 -	1:28.574	+ 1.817	9:16:36.481
3 -	1:29.445	+ 2.688	9:10:46.013	8 -	1:26.767	+ 0.010	9:18:03.248
4 -	1:27.874	+ 1.117	9:12:13.887	9 -	1:27.944	+ 1.187	9:19:31.192
5 -	1:27.263	+ 0.506	9:13:41.150	10 -	1:33.779	+ 7.022	9:21:04.971
<b>64</b>	<b>Jack GABRIEL</b>		Citroen 2CV				
1 -	1:39.035	+ 9.106	9:07:44.013	6 -	1:30.271	+ 0.342	9:15:20.782
2 -	1:32.788	+ 2.859	9:09:16.801	7 -	<b>1:29.929</b>		<b>9:16:50.711</b>
3 -	1:32.026	+ 2.097	9:10:48.827	8 -	1:31.334	+ 1.405	9:18:22.045
4 -	1:30.883	+ 0.954	9:12:19.710	9 -	1:30.745	+ 0.816	9:19:52.790
5 -	1:30.801	+ 0.872	9:13:50.511				

Pembrey  
Circuit Length = 1.4559 miles  
Start: 09:05 End: 09:22


**2CV Parts.com Championship**  
**QUALIFYING FOR RACE 1 - LAP ANALYSIS**

<b>68</b>	<b>Greg WHEELER</b>		Citroen 2CV				
1 -	1:31.697	+ 4.688	9:07:55.429	6 -	1:27.544	+ 0.535	9:15:16.571
2 -	1:29.397	+ 2.388	9:09:24.826	7 -	1:27.332	+ 0.323	9:16:43.903
3 -	1:28.296	+ 1.287	9:10:53.122	8 -	<b>1:27.009</b>		<b>9:18:10.912</b>
4 -	1:27.946	+ 0.937	9:12:21.068	9 -	1:27.407	+ 0.398	9:19:38.319
5 -	1:27.959	+ 0.950	9:13:49.027	10 -	1:29.075	+ 2.066	9:21:07.394
<b>71</b>	<b>Richard HOLLIS</b>		Citroen 2CV				
1 -	1:38.980	+ 9.023	9:17:26.047	3 -	1:30.040	+ 0.083	9:20:26.044
2 -	<b>1:29.957</b>		<b>9:18:56.004</b>				
<b>72</b>	<b>Matthew HOLLIS</b>		Citroen 2CV				
1 -	1:31.923	+ 3.613	9:08:02.992	6 -	1:28.919	+ 0.609	9:16:25.161
2 -	1:29.449	+ 1.139	9:09:32.441	7 -	<b>1:28.310</b>		<b>9:17:53.471</b>
3 -	1:29.238	+ 0.928	9:11:01.679	8 -	1:30.546	+ 2.236	9:19:24.017
4 -	1:34.451	+ 6.141	9:12:36.130	9 -	1:28.381	+ 0.071	9:20:52.398
5 -	2:20.112	+ 51.802	9:14:56.242				
<b>78</b>	<b>Martin HINDLEY</b>		Citroen 2CV				
1 -	1:27.183	+ 1.390	9:09:20.605	4 -	1:27.037	+ 1.244	9:13:42.676
2 -	1:28.908	+ 3.115	9:10:49.513	5 -	<b>1:25.793</b>		<b>9:15:08.469</b>
3 -	1:26.126	+ 0.333	9:12:15.639	6 -	2:52.053	+ 1:26.260	9:18:00.522
<b>84</b>	<b>Mark TURNER</b>		Citroen 2CV				
1 -	1:28.706	+ 3.072	9:09:22.607	6 -	1:27.124	+ 1.490	9:16:34.385
2 -	1:26.906	+ 1.272	9:10:49.513	7 -	1:25.986	+ 0.352	9:18:00.371
3 -	1:26.126	+ 0.492	9:12:15.639	8 -	<b>1:25.634</b>		<b>9:19:26.005</b>
4 -	1:25.654	+ 0.020	9:13:41.293	9 -	1:26.104	+ 0.470	9:20:52.109
5 -	1:25.968	+ 0.334	9:15:07.261				
<b>88</b>	<b>Benjy STRAW</b>		Citroen 2CV				
1 -	1:50.828	+ 21.827	9:08:05.535	6 -	1:29.647	+ 0.646	9:15:38.072
2 -	1:31.168	+ 2.167	9:09:36.703	7 -	<b>1:29.001</b>		<b>9:17:07.073</b>
3 -	1:30.974	+ 1.973	9:11:07.677	8 -	1:31.787	+ 2.786	9:18:38.860
4 -	1:29.596	+ 0.595	9:12:37.273	9 -	1:29.582	+ 0.581	9:20:08.442
5 -	1:31.152	+ 2.151	9:14:08.425				
<b>90</b>	<b>Darren BAKER</b>		Citroen 2CV				
1 -	1:33.426	+ 5.170	9:07:50.668	6 -	1:29.008	+ 0.752	9:15:21.201
2 -	1:31.649	+ 3.393	9:09:22.317	7 -	1:29.648	+ 1.392	9:16:50.849
3 -	1:32.356	+ 4.100	9:10:54.673	8 -	1:29.912	+ 1.656	9:18:20.761
4 -	1:29.264	+ 1.008	9:12:23.937	9 -	1:29.084	+ 0.828	9:19:49.845
5 -	<b>1:28.256</b>		<b>9:13:52.193</b>				
<b>97</b>	<b>Martin HARROLD</b>		Citroen 2CV				
1 -	3:13.839	+ 1:41.357	9:09:19.165	5 -	1:33.670	+ 1.188	9:15:32.133
2 -	1:33.184	+ 0.702	9:10:52.349	6 -	1:33.575	+ 1.093	9:17:05.708
3 -	1:33.632	+ 1.150	9:12:25.981	7 -	1:33.946	+ 1.464	9:18:39.654
4 -	<b>1:32.482</b>		<b>9:13:58.463</b>	8 -	1:34.930	+ 2.448	9:20:14.584

Pembrey  
Circuit Length = 1.4559 miles  
Start: 09:05 End: 09:22

# 2CV Parts.com Championship

## RACE 1 - GRID

ROW 13	1:30.021 40 Nick ROADS	1:32.482 97 Martin HARROLD
ROW 12	1:29.929 64 Jack GABRIEL	1:29.957 71 Richard HOLLIS
ROW 11	1:29.001 88 Benjy STRAW	1:29.889 2 Wayne COWLING
ROW 10	1:28.687 9 Helen DEELEY	1:28.967 31 Paul HOCKING
ROW 9	1:28.310 72 Matthew HOLLIS	1:28.440 12 Aubrey BROCKLEBANK
ROW 8	1:28.256 90 Darren BAKER	1:28.307 8 Derek COGHILL
ROW 7	1:27.197 24 THOMPSON/THOMPSON	1:27.320 52 Steve COWELL
ROW 6	1:27.009 68 Greg WHEELER	1:27.169 43 Steve JAQUES
ROW 5	1:26.667 1 MYATT/ROBERTSON	1:26.757 59 Andrew PIRT
ROW 4	1:26.269 3 Sammie FRITCHLEY	1:26.328 6 Steven PANAS
ROW 3	1:25.793 78 Martin HINDLEY	1:26.216 13 SMITH/CARDELL-WILLIA
ROW 2	1:25.634 84 Mark TURNER	1:25.652 14 CALLANDER/BYATT
ROW 1	1:24.435 28 Pete SPARROW	1:25.338 7 Matthew RILEY
<b>Pole</b>		
		

Pembrey  
Circuit Length = 1.4559 miles

**These results are provisional until the conclusion of any judicial and technical matters.**

Clerk of Course :	Timekeeper :
-------------------	--------------

## 2CV Parts.com Championship

### RACE 1 - CLASSIFICATION - AMENDED

POS	NO	CL	NAME	ENTRY	LAPS	TIME	GAP	DIFF	MPH	BEST	ON
1	84		Mark TURNER	Citroen 2CV	18	25:56.393			60.61	1:24.459	8
2	1		MYATT/ROBERTSON	Citroen 2CV	18	25:56.705	0.312	0.312	60.60	1:24.548	9
3	14		CALLANDER/BYATT	Citroen 2CV	18	25:56.746	0.353	0.041	60.60	1:24.536	9
4	78		Martin HINDLEY	Citroen 2CV	18	26:01.576	5.183	4.830	60.41	1:24.859	9
5	13		SMITH/CARDELL-WILLIA	Citroen 2CV	18	26:02.568	6.175	0.992	60.37	1:24.483	9
6	7		Matthew RILEY	Citroen 2CV	18	26:02.618	6.225	0.050	60.37	1:24.422	12
7	28		SPARROW/SHOEBRIDGE	Citroen 2CV	18	26:04.783	8.390	2.165	60.28	1:24.949	8
8	59		Andrew PIRT	Citroen 2CV	18	26:05.136	8.743	0.353	60.27	1:25.107	8
9	6		Steven PANAS	Citroen 2CV	18	26:05.381	8.988	0.245	60.26	1:24.744	2
10	68		Greg WHEELER	Citroen 2CV	18	26:06.552	10.159	1.171	60.22	1:24.981	8
11	71		Richard HOLLIS	Citroen 2CV	18	26:21.861	25.468	15.309	59.63	1:25.634	12
12	24		THOMPSON/THOMPSON	Citroen 2CV	18	26:23.617	27.224	1.756	59.57	1:25.723	6
13	43		Steve JAQUES	Citroen 2CV	18	26:23.996	27.603	0.379	59.55	1:26.026	6
14	3		Sammie FRITCHLEY	Citroen 2CV	18	26:25.002	28.609	1.006	59.52	1:26.926	15
15	8		Derek COGHILL	Citroen 2CV	18	26:25.371	28.978	0.369	59.50	1:26.233	7
16	9		Helen DEELEY	Citroen 2CV	18	26:38.956	42.563	13.585	59.00	1:26.737	6
17	72		Matthew HOLLIS	Citroen 2CV	18	26:45.375	48.982	6.419	58.76	1:27.642	18
18	90		Darren BAKER	Citroen 2CV	18	26:46.082	49.689	0.707	58.73	1:26.716	6
19	31		Paul HOCKING	Citroen 2CV	18	26:48.356	51.963	2.274	58.65	1:26.597	3
20	12		Aubrey BROCKLEBANK	Citroen 2CV	18	26:49.470	53.077	1.114	58.61	1:27.568	10
21	2		Wayne COWLING	Citroen 2CV	18	26:49.861	53.468	0.391	58.60	1:27.164	17
22	52		COWELL/SADLER	Citroen 2CV	18	26:53.644	57.251	3.783	58.46	1:27.139	16
23	64		Jack GABRIEL	Citroen 2CV	17	26:01.577	1 lap	1 lap	57.05	1:30.141	6
24	97		Martin HARROLD	Citroen 2CV	17	26:10.293	1 lap	8.716	56.74	1:29.657	17

#### NOT CLASSIFIED

DNF	40		Nick ROADS	Citroen 2CV	10	24:37.570	8 laps	7 laps	35.47	1:38.768	2
DNC	88		Benjy STRAW	Citroen 2CV	10	26:37.202	12 laps	4 laps	19.68	1:38.699	4

#### FASTEST LAP

	7		Matthew RILEY	Citroen 2CV	12	1:24.422		62.08 mph		99.91 kph	
--	---	--	---------------	-------------	----	----------	--	-----------	--	-----------	--

Weather / Track : Cloudy / Damp

These results are provisional until the conclusion of any judicial and technical matters.

Pembrey  
Circuit Length = 1.4559 miles  
Start: 13:32 End: 14:00

Clerk of Course :		Timekeeper :	
-------------------	--	--------------	--

## 2CV Parts.com Championship

### RACE 1 - LAP CHART

Lap 1			Lap 2			Lap 3			Lap 4			Lap 5		
No	Behind	Laptime	No	Behind	Laptime	No	Behind	Laptime	No	Behind	Laptime	No	Behind	Laptime
28		1:35.490	28		1:26.415	1		1:26.517	1		1:26.120	78		1:26.017
14	1.131	1:36.621	6	0.091	1:24.744	28	0.161	1:28.240	78	0.200	1:25.647	28	0.131	1:25.873
84	1.378	1:36.868	84	0.584	1:25.621	7	0.220	1:27.041	28	0.475	1:26.434	1	0.526	1:26.743
78	1.558	1:37.048	14	1.098	1:26.382	6	0.432	1:28.420	6	0.728	1:26.416	7	0.695	1:25.870
13	1.660	1:37.150	7	1.258	1:25.768	14	0.575	1:27.556	14	0.866	1:26.411	6	1.185	1:26.674
6	1.762	1:37.252	1	1.562	1:25.848	78	0.673	1:26.089	7	1.042	1:26.942	14	1.409	1:26.760
7	1.905	1:37.395	13	1.855	1:26.610	13	1.019	1:27.243	13	1.247	1:26.348	13	1.611	1:26.581
1	2.129	1:37.619	68	2.529	1:26.303	68	1.355	1:26.905	68	1.652	1:26.417	68	1.920	1:26.485
68	2.641	1:38.131	78	2.663	1:27.520	84	1.619	1:29.114	59	2.063	1:26.563	84	2.272	1:25.675
3	2.801	1:38.291	59	3.644	1:26.795	59	1.620	1:26.055	84	2.814	1:27.315	59	2.950	1:27.104
59	3.264	1:38.754	43	4.761	1:27.277	43	3.831	1:27.149	43	4.238	1:26.527	43	4.534	1:26.513
43	3.899	1:39.389	3	5.037	1:28.651	24	4.408	1:26.819	24	4.500	1:26.212	24	5.262	1:26.979
24	4.507	1:39.997	24	5.668	1:27.576	3	4.647	1:27.689	3	6.002	1:27.475	3	7.112	1:27.327
8	5.137	1:40.627	8	6.015	1:27.293	8	4.932	1:26.996	8	7.351	1:28.539	8	7.775	1:26.641
72	5.611	1:41.101	90	8.991	1:29.425	72	9.925	1:28.048	71	11.999	1:28.016	71	13.537	1:27.755
12	5.837	1:41.327	12	9.020	1:29.598	71	10.103	1:28.226	72	12.264	1:28.459	72	13.777	1:27.730
90	5.981	1:41.471	72	9.956	1:30.760	90	10.489	1:29.577	90	12.591	1:28.222	90	14.281	1:27.907
71	6.282	1:41.772	52	9.956	1:29.000	12	10.686	1:29.745	2	14.273	1:28.504	12	16.255	1:28.034
52	7.371	1:42.861	71	9.956	1:30.089	9	11.244	1:27.618	12	14.438	1:29.872	2	16.391	1:28.335
31	8.768	1:44.258	2	11.434	1:28.684	52	11.700	1:29.823	9	14.519	1:29.395	9	16.639	1:28.337
2	9.165	1:44.655	9	11.705	1:28.691	2	11.889	1:28.534	52	14.794	1:29.214	52	16.908	1:28.331
9	9.429	1:44.919	31	13.372	1:31.019	31	11.890	1:26.597	31	15.021	1:29.251	31	18.010	1:29.206
64	11.120	1:46.610	64	16.235	1:31.530	64	18.761	1:30.605	64	23.365	1:30.724	64	27.654	1:30.506
97	11.791	1:47.281	97	18.453	1:33.077	97	21.519	1:31.145	97	26.088	1:30.689	97	30.502	1:30.631
40	16.633	1:52.123	40	28.986	1:38.768	40	44.059	1:43.152						

Pembrey  
 Circuit Length = 1.4559 miles  
 Start: 13:32 End: 14:00



# 2CV Parts.com Championship

## RACE 1 - LAP CHART

Lap 6			Lap 7			Lap 8			Lap 9			Lap 10		
No	Behind	Laptime	No	Behind	Laptime	No	Behind	Laptime	No	Behind	Laptime	No	Behind	Laptime
28		1:25.400	28		1:25.317	28		1:24.949	28		1:25.216	78		1:25.248
78	0.135	1:25.666	78	0.131	1:25.313	78	0.730	1:25.548	84	0.252	1:24.575	28	0.242	1:25.863
40	2 LAPS	3:34.051 P	1	0.834	1:25.427	84	0.893	1:24.459	78	0.373	1:24.859	13	0.478	1:25.142
1	0.724	1:25.729	13	1.156	1:25.094	13	1.690	1:25.483	13	0.957	1:24.483	84	0.628	1:25.997
6	1.083	1:25.429	84	1.383	1:24.639	1	1.834	1:25.949	1	1.166	1:24.548	1	0.839	1:25.294
13	1.379	1:25.299	6	2.190	1:26.424	14	2.077	1:24.835	14	1.397	1:24.536	14	1.136	1:25.360
14	1.766	1:25.888	14	2.191	1:25.742	6	2.729	1:25.488	6	3.911	1:26.398	59	4.472	1:26.177
84	2.061	1:25.320	68	3.079	1:25.578	68	3.111	1:24.981	68	3.912	1:26.017	68	4.990	1:26.699
68	2.818	1:26.429	59	3.278	1:25.292	59	3.436	1:25.107	59	3.916	1:25.696	6	5.347	1:27.057
59	3.303	1:25.884	43	5.815	1:26.103	43	8.171	1:27.305	7	10.498	1:26.363	7	9.895	1:25.018
43	5.029	1:26.026	24	6.148	1:26.011	24	8.466	1:27.267	43	11.683	1:28.728	43	13.099	1:27.037
24	5.454	1:25.723	7	9.404	1:24.876	7	9.351	1:24.896	24	11.892	1:28.642	24	13.486	1:27.215
3	8.662	1:27.081	3	10.388	1:27.043	3	13.036	1:27.597	8	15.626	1:27.468	3	17.214	1:27.026
8	9.765	1:27.521	8	10.681	1:26.233	8	13.374	1:27.642	3	15.809	1:27.989	8	17.549	1:27.544
7	9.845	1:34.681	71	15.719	1:26.473	71	17.167	1:26.397	71	18.666	1:26.715	71	19.774	1:26.729
71	14.563	1:26.557	90	17.883	1:27.734	9	21.711	1:26.861	9	23.812	1:27.317	88	8 LAPS	4:54.017
90	15.466	1:26.716	72	19.587	1:28.715	90	22.024	1:29.090	90	24.911	1:28.103	9	25.270	1:27.079
72	16.189	1:27.943	9	19.799	1:27.271	72	23.032	1:28.394	72	26.303	1:28.487	90	27.282	1:27.992
9	17.845	1:26.737	2	22.107	1:28.778	12	25.299	1:27.925	12	29.460	1:29.377	72	28.912	1:28.230
2	18.646	1:27.786	12	22.323	1:28.710	2	25.714	1:28.556	31	30.444	1:29.249	12	31.407	1:27.568
12	18.930	1:28.206	31	23.243	1:28.679	31	26.411	1:28.117	52	30.775	1:29.388	31	31.996	1:27.173
52	19.141	1:27.764	52	23.650	1:29.826	52	26.603	1:27.902	2	30.886	1:30.388	2	33.486	1:28.221
31	19.881	1:27.402	64	37.971	1:31.024	64	43.404	1:30.382	64	49.106	1:30.918	52	33.618	1:28.464
64	32.264	1:30.141	97	42.334	1:31.894	97	49.006	1:31.621	97	55.207	1:31.417	64	54.247	1:30.762
97	35.757	1:30.786	40	2 LAPS	2:08.899							97	1:00.619	1:31.033
88	5 LAPS	9:58.969										40	4 LAPS	4:52.476 P

Pembrey  
 Circuit Length = 1.4559 miles  
 Start: 13:32 End: 14:00

## 2CV Parts.com Championship

### RACE 1 - LAP CHART

Lap 11			Lap 12			Lap 13			Lap 14			Lap 15		
No	Behind	Laptime	No	Behind	Laptime	No	Behind	Laptime	No	Behind	Laptime	No	Behind	Laptime
78		1:25.770	13		1:25.131	84		1:25.396	84		1:26.444	84		1:25.817
13	0.275	1:25.567	84	0.106	1:25.108	28	0.001	1:25.217	1	0.146	1:26.121	1	0.329	1:26.000
84	0.404	1:25.546	28	0.286	1:25.120	13	0.192	1:25.694	28	0.610	1:27.053	14	1.793	1:26.071
28	0.572	1:26.100	1	1.110	1:25.616	1	0.469	1:24.861	13	0.721	1:26.973	78	1.794	1:25.529
1	0.900	1:25.831	78	3.187	1:28.593	14	2.497	1:24.568	14	1.539	1:25.486	28	1.861	1:27.068
14	1.334	1:25.968	14	3.431	1:27.503	78	2.589	1:24.904	78	2.082	1:25.937	13	1.966	1:27.062
59	4.996	1:26.294	59	5.606	1:26.016	59	6.380	1:26.276	59	6.944	1:27.008	7	7.281	1:25.710
68	5.284	1:26.064	68	6.006	1:26.128	68	6.750	1:26.246	68	7.350	1:27.044	59	7.699	1:26.572
6	6.020	1:26.443	6	6.503	1:25.889	6	7.492	1:26.491	7	7.388	1:26.139	6	7.922	1:26.222
7	9.374	1:25.249	7	8.390	1:24.422	7	7.693	1:24.805	6	7.517	1:26.469	68	8.226	1:26.693
43	14.910	1:27.581	40	5 LAPS	1:39.075	24	19.291	1:27.759	43	20.328	1:27.294	43	22.127	1:27.616
24	15.118	1:27.402	24	17.034	1:27.322	43	19.478	1:27.366	24	20.827	1:27.980	24	22.456	1:27.446
3	18.405	1:26.961	43	17.614	1:28.110	71	21.898	1:26.951	71	22.697	1:27.243	71	23.849	1:26.969
8	18.807	1:27.028	3	20.010	1:27.011	3	22.146	1:27.638	3	22.915	1:27.213	3	24.024	1:26.926
71	20.221	1:26.217	71	20.449	1:25.634	8	22.813	1:27.429	8	23.424	1:27.055	8	24.581	1:26.974
9	27.435	1:27.935	8	20.886	1:27.485	40	5 LAPS	1:40.076	9	33.719	1:28.341	9	36.462	1:28.560
90	30.699	1:29.187	9	29.202	1:27.173	9	31.822	1:28.122	72	39.201	1:28.224	72	41.481	1:28.097
72	30.993	1:27.851	72	33.845	1:28.258	72	37.421	1:29.078	90	39.361	1:28.117	90	42.181	1:28.637
12	33.522	1:27.885	90	34.148	1:28.855	90	37.688	1:29.042	40	5 LAPS	1:46.320	31	47.378	1:29.425
31	33.944	1:27.718	12	36.151	1:28.035	12	40.406	1:29.757	12	43.769	1:29.807	12	47.630	1:29.678
52	36.861	1:29.013	31	36.721	1:28.183	31	41.512	1:30.293	31	43.770	1:28.702	2	47.822	1:28.078
2	37.246	1:29.530	2	40.129	1:28.289	2	43.553	1:28.926	2	45.561	1:28.452	52	48.120	1:28.188
88	8 LAPS	1:39.969	52	40.280	1:28.825	52	43.725	1:28.947	52	45.749	1:28.468	64	1:21.924	1:31.338
64	59.307	1:30.830	88	8 LAPS	1:38.699	88	8 LAPS	1:40.931	64	1:16.403	1:31.688			
97	1:05.998	1:31.149	64	1:04.168	1:30.267	64	1:11.159	1:32.493	97	1:23.580	1:31.509			
			97	1:11.932	1:31.340	97	1:18.515	1:32.085						

Pembrey  
 Circuit Length = 1.4559 miles  
 Start: 13:32 End: 14:00

## 2CV Parts.com Championship

### RACE 1 - LAP CHART

Lap 16			Lap 17			Lap 18		
No	Behind	Laptime	No	Behind	Laptime	No	Behind	Laptime
84		1:26.343	84		1:25.450	84		1:26.706
1	0.152	1:26.166	1	0.001	1:25.299	1	0.312	1:27.017
14	1.493	1:26.043	64	1 LAP	1:31.015	14	0.353	1:25.606
78	1.651	1:26.200	14	1.453	1:25.410	78	5.183	1:30.230
13	4.234	1:28.611	78	1.659	1:25.458	64	1 LAP	1:30.744
28	4.358	1:28.840	13	5.866	1:27.082	13	6.175	1:27.015
97	1 LAP	1:34.131	28	7.424	1:28.516	7	6.225	1:25.142
59	8.151	1:26.795	7	7.789	1:24.955	28	8.390	1:27.672
7	8.284	1:27.346	40	7 LAPS	3:42.630	59	8.743	1:26.950
6	8.285	1:26.706	59	8.499	1:25.798	6	8.988	1:26.099
68	8.954	1:27.071	6	9.595	1:26.760	68	10.159	1:26.530
43	24.008	1:28.224	68	10.335	1:26.831	97	1 LAP	1:29.657
71	24.430	1:26.924	97	1 LAP	1:30.848	71	25.468	1:26.099
24	24.919	1:28.806	71	26.075	1:27.095	24	27.224	1:26.990
3	25.100	1:27.419	24	26.940	1:27.471	43	27.603	1:26.929
8	25.521	1:27.283	43	27.380	1:28.822	3	28.609	1:27.875
9	38.899	1:28.780	3	27.440	1:27.790	8	28.978	1:27.851
90	44.316	1:28.478	8	27.833	1:27.762	88	12 LAPS	6:44.617
72	44.541	1:29.403	9	41.675	1:28.226	9	42.563	1:27.594
31	48.916	1:27.881	90	47.921	1:29.055	72	48.982	1:27.642
52	48.916	1:27.139	72	48.046	1:28.955	90	49.689	1:28.474
12	49.472	1:28.185	31	51.372	1:27.906	31	51.963	1:27.297
2	49.962	1:28.483	2	51.676	1:27.164	12	53.077	1:27.718
			12	52.065	1:28.043	2	53.468	1:28.498
			52	52.647	1:29.181	52	57.251	1:31.310

Pembrey  
 Circuit Length = 1.4559 miles  
 Start: 13:32 End: 14:00

**2CV Parts.com Championship**  
**QUALIFYING FOR RACE 7 - CLASSIFICATION**

POS	NO	CL	NAME	ENTRY	TIME	ON	LAPS	GAP	DIFF	MPH
1	13		<b>SMITH/CARDELL-WILLIA</b>	Citroen 2CV	<b>1:28.151</b>	4	9			59.45
2	84		<b>Mark TURNER</b>	Citroen 2CV	<b>1:29.249</b>	2	8	<b>1.098</b>	1.098	58.72
3	7		<b>Matthew RILEY</b>	Citroen 2CV	<b>1:29.358</b>	3	9	<b>1.207</b>	0.109	58.65
4	6		<b>Steven PANAS</b>	Citroen 2CV	<b>1:29.425</b>	2	9	<b>1.274</b>	0.067	58.60
5	1		<b>MYATT/ROBERTSON</b>	Citroen 2CV	<b>1:29.431</b>	2	9	<b>1.280</b>	0.006	58.60
6	3		<b>Sammie FRITCHLEY</b>	Citroen 2CV	<b>1:29.503</b>	3	9	<b>1.352</b>	0.072	58.55
7	14		<b>CALLANDER/BYATT</b>	Citroen 2CV	<b>1:29.739</b>	4	9	<b>1.588</b>	0.236	58.40
8	71		<b>Richard HOLLIS</b>	Citroen 2CV	<b>1:29.968</b>	9	9	<b>1.817</b>	0.229	58.25
9	43		<b>Steve JAQUES</b>	Citroen 2CV	<b>1:30.531</b>	4	9	<b>2.380</b>	0.563	57.89
10	12		<b>Aubrey BROCKLEBANK</b>	Citroen 2CV	<b>1:30.624</b>	1	9	<b>2.473</b>	0.093	57.83
11	68		<b>Greg WHEELER</b>	Citroen 2CV	<b>1:30.728</b>	2	8	<b>2.577</b>	0.104	57.76
12	9		<b>Helen DEELEY</b>	Citroen 2CV	<b>1:30.941</b>	1	9	<b>2.790</b>	0.213	57.63
13	59		<b>Andrew PIRT</b>	Citroen 2CV	<b>1:31.338</b>	1	9	<b>3.187</b>	0.397	57.38
14	72		<b>Matthew HOLLIS</b>	Citroen 2CV	<b>1:31.438</b>	1	9	<b>3.287</b>	0.100	57.31
15	88		<b>Benjy STRAW</b>	Citroen 2CV	<b>1:31.717</b>	2	2	<b>3.566</b>	0.279	57.14
16	31		<b>Paul HOCKING</b>	Citroen 2CV	<b>1:32.055</b>	1	9	<b>3.904</b>	0.338	56.93
17	2		<b>Wayne COWLING</b>	Citroen 2CV	<b>1:32.477</b>	2	5	<b>4.326</b>	0.422	56.67
18	8		<b>Derek COGHILL</b>	Citroen 2CV	<b>1:32.703</b>	3	8	<b>4.552</b>	0.226	56.53
19	64		<b>Jack GABRIEL</b>	Citroen 2CV	<b>1:33.025</b>	3	9	<b>4.874</b>	0.322	56.34
20	28		<b>Pete SPARROW</b>	Citroen 2CV	<b>1:33.171</b>	8	9	<b>5.020</b>	0.146	56.25
21	40		<b>Nick ROADS</b>	Citroen 2CV	<b>1:33.605</b>	3	9	<b>5.454</b>	0.434	55.99
22	90		<b>Darren BAKER</b>	Citroen 2CV	<b>1:34.669</b>	2	9	<b>6.518</b>	1.064	55.36
23	24		<b>THOMPSON/THOMPSON</b>	Citroen 2CV	<b>1:35.256</b>	2	8	<b>7.105</b>	0.587	55.02
24	52		<b>Steve COWELL</b>	Citroen 2CV	<b>1:35.766</b>	8	9	<b>7.615</b>	0.510	54.72
25	97		<b>Martin HARROLD</b>	Citroen 2CV	<b>1:36.338</b>	4	7	<b>8.187</b>	0.572	54.40

Weather / Track : Raining / Damp

These results are provisional until the conclusion of any judicial and technical matters.

Pembrey  
 Circuit Length = 1.4559 miles  
 Start: 09:29 End: 09:47

Clerk of Course :		Timekeeper :
-------------------	--	--------------

## 2CV Parts.com Championship

### QUALIFYING FOR RACE 7 - LAP ANALYSIS

<b>1</b>	<b>MYATT/ROBERTSON</b>		Citroen 2CV				
1 -	1:30.999	+ 1.568	9:33:06.772	6 -	1:30.953	+ 1.522	9:40:37.951
2 -	<b>1:29.431</b>		<b>9:34:36.203</b>	7 -	1:30.531	+ 1.100	9:42:08.482
3 -	1:30.303	+ 0.872	9:36:06.506	8 -	1:33.867	+ 4.436	9:43:42.349
4 -	1:29.673	+ 0.242	9:37:36.179	9 -	1:30.177	+ 0.746	9:45:12.526
5 -	1:30.819	+ 1.388	9:39:06.998				
<b>2</b>	<b>Wayne COWLING</b>		Citroen 2CV				
1 -	1:34.893	+ 2.416	9:33:13.646	4 -	2:20.812 P	+ 48.335	9:38:49.684
2 -	<b>1:32.477</b>		<b>9:34:46.123</b>	5 -	2:20.014 P	+ 47.537	9:41:09.698
3 -	1:42.749 P	+ 10.272	9:36:28.872				
<b>3</b>	<b>Sammie FRITCHLEY</b>		Citroen 2CV				
1 -	1:31.027	+ 1.524	9:33:08.493	6 -	1:31.572	+ 2.069	9:41:15.345
2 -	1:29.560	+ 0.057	9:34:38.053	7 -	1:32.761	+ 3.258	9:42:48.106
3 -	<b>1:29.503</b>		<b>9:36:07.556</b>	8 -	1:31.316	+ 1.813	9:44:19.422
4 -	1:37.894 P	+ 8.391	9:37:45.450	9 -	1:31.512	+ 2.009	9:45:50.934
5 -	1:58.323	+ 28.820	9:39:43.773				
<b>6</b>	<b>Steven PANAS</b>		Citroen 2CV				
1 -	1:30.643	+ 1.218	9:33:06.915	6 -	1:30.614	+ 1.189	9:40:37.762
2 -	<b>1:29.425</b>		<b>9:34:36.340</b>	7 -	1:30.720	+ 1.295	9:42:08.482
3 -	1:30.282	+ 0.857	9:36:06.622	8 -	1:33.111	+ 3.686	9:43:41.593
4 -	1:29.672	+ 0.247	9:37:36.294	9 -	2:14.288 P	+ 44.863	9:45:55.881
5 -	1:30.854	+ 1.429	9:39:07.148				
<b>7</b>	<b>Matthew RILEY</b>		Citroen 2CV				
1 -	1:31.847	+ 2.489	9:33:08.668	6 -	1:30.763	+ 1.405	9:40:40.078
2 -	1:30.606	+ 1.248	9:34:39.274	7 -	1:29.760	+ 0.402	9:42:09.838
3 -	<b>1:29.358</b>		<b>9:36:08.632</b>	8 -	1:33.695	+ 4.337	9:43:43.533
4 -	1:29.896	+ 0.538	9:37:38.528	9 -	1:30.079	+ 0.721	9:45:13.612
5 -	1:30.787	+ 1.429	9:39:09.315				
<b>8</b>	<b>Derek COGHILL</b>		Citroen 2CV				
1 -	1:32.954	+ 0.251	9:33:44.321	5 -	1:34.829	+ 2.126	9:39:59.356
2 -	1:33.262	+ 0.559	9:35:17.583	6 -	1:33.553	+ 0.850	9:41:32.909
3 -	<b>1:32.703</b>		<b>9:36:50.286</b>	7 -	1:33.282	+ 0.579	9:43:06.191
4 -	1:34.241	+ 1.538	9:38:24.527	8 -	1:33.262	+ 0.559	9:44:39.453
<b>9</b>	<b>Helen DEELEY</b>		Citroen 2CV				
1 -	<b>1:30.941</b>		<b>9:33:16.483</b>	6 -	1:32.940	+ 1.999	9:41:05.134
2 -	1:35.440	+ 4.499	9:34:51.923	7 -	1:33.490	+ 2.549	9:42:38.624
3 -	1:33.222	+ 2.281	9:36:25.145	8 -	1:33.470	+ 2.529	9:44:12.094
4 -	1:34.496	+ 3.555	9:37:59.641	9 -	1:34.129	+ 3.188	9:45:46.223
5 -	1:32.553	+ 1.612	9:39:32.194				
<b>12</b>	<b>Aubrey BROCKLEBANK</b>		Citroen 2CV				
1 -	<b>1:30.624</b>		<b>9:32:46.092</b>	6 -	1:32.965	+ 2.341	9:40:26.866
2 -	1:31.513	+ 0.889	9:34:17.605	7 -	1:31.896	+ 1.272	9:41:58.762
3 -	1:31.295	+ 0.671	9:35:48.900	8 -	1:30.790	+ 0.166	9:43:29.552
4 -	1:31.040	+ 0.416	9:37:19.940	9 -	1:31.811	+ 1.187	9:45:01.363
5 -	1:33.961	+ 3.337	9:38:53.901				
<b>13</b>	<b>SMITH/CARDELL-WILLIA</b>		Citroen 2CV				
1 -	1:33.178	+ 5.027	9:33:13.917	6 -	1:28.987	+ 0.836	9:40:41.158
2 -	1:31.394	+ 3.243	9:34:45.311	7 -	1:29.148	+ 0.997	9:42:10.306
3 -	1:29.967	+ 1.816	9:36:15.278	8 -	1:31.043	+ 2.892	9:43:41.349
4 -	<b>1:28.151</b>		<b>9:37:43.429</b>	9 -	1:29.137	+ 0.986	9:45:10.486
5 -	1:28.742	+ 0.591	9:39:12.171				
<b>14</b>	<b>CALLANDER/BYATT</b>		Citroen 2CV				
1 -	1:30.873	+ 1.134	9:33:07.366	6 -	1:31.162	+ 1.423	9:40:38.659
2 -	1:30.141	+ 0.402	9:34:37.507	7 -	1:30.534	+ 0.795	9:42:09.193

Pembrey  
Circuit Length = 1.4559 miles  
Start: 09:29 End: 09:47

## 2CV Parts.com Championship

### QUALIFYING FOR RACE 7 - LAP ANALYSIS

3 -	1:29.869	+ 0.130	9:36:07.376	8 -	1:34.023	+ 4.284	9:43:43.216
4 -	<b>1:29.739</b>		<b>9:37:37.115</b>	9 -	1:30.087	+ 0.348	9:45:13.303
5 -	1:30.382	+ 0.643	9:39:07.497				
<b>24</b>	<b>THOMPSON/THOMPSON</b>		Citroen 2CV				
1 -	1:36.558	+ 1.302	9:33:12.347	5 -	1:36.275	+ 1.019	9:39:39.339
2 -	<b>1:35.256</b>		<b>9:34:47.603</b>	6 -	1:37.378	+ 2.122	9:41:16.717
3 -	1:36.902	+ 1.646	9:36:24.505	7 -	3:10.908	+ 1:35.652	9:44:27.625
4 -	1:38.559	+ 3.303	9:38:03.064	8 -	1:35.748	+ 0.492	9:46:03.373
<b>28</b>	<b>Pete SPARROW</b>		Citroen 2CV				
1 -	1:37.193	+ 4.022	9:33:15.141	6 -	1:33.707	+ 0.536	9:41:12.184
2 -	1:36.397	+ 3.226	9:34:51.538	7 -	1:35.507	+ 2.336	9:42:47.691
3 -	1:34.595	+ 1.424	9:36:26.133	8 -	<b>1:33.171</b>		<b>9:44:20.862</b>
4 -	1:35.950	+ 2.779	9:38:02.083	9 -	1:33.507	+ 0.336	9:45:54.369
5 -	1:36.394	+ 3.223	9:39:38.477				
<b>31</b>	<b>Paul HOCKING</b>		Citroen 2CV				
1 -	<b>1:32.055</b>		<b>9:33:15.610</b>	6 -	1:35.076	+ 3.021	9:41:11.618
2 -	1:32.907	+ 0.852	9:34:48.517	7 -	1:35.194	+ 3.139	9:42:46.812
3 -	1:33.751	+ 1.696	9:36:22.268	8 -	1:33.323	+ 1.268	9:44:20.135
4 -	1:36.498	+ 4.443	9:37:58.766	9 -	1:51.735	+ 19.680	9:46:11.870
5 -	1:37.776	+ 5.721	9:39:36.542				
<b>40</b>	<b>Nick ROADS</b>		Citroen 2CV				
1 -	1:34.190	+ 0.585	9:32:50.602	6 -	1:35.998	+ 2.393	9:40:44.197
2 -	1:33.668	+ 0.063	9:34:24.270	7 -	1:34.640	+ 1.035	9:42:18.837
3 -	<b>1:33.605</b>		<b>9:35:57.875</b>	8 -	1:36.544	+ 2.939	9:43:55.381
4 -	1:34.523	+ 0.918	9:37:32.398	9 -	1:34.684	+ 1.079	9:45:30.065
5 -	1:35.801	+ 2.196	9:39:08.199				
<b>43</b>	<b>Steve JAQUES</b>		Citroen 2CV				
1 -	1:33.509	+ 2.978	9:33:06.167	6 -	1:30.958	+ 0.427	9:40:43.684
2 -	1:34.178	+ 3.647	9:34:40.345	7 -	1:31.332	+ 0.801	9:42:15.016
3 -	1:30.563	+ 0.032	9:36:10.908	8 -	1:31.229	+ 0.698	9:43:46.245
4 -	<b>1:30.531</b>		<b>9:37:41.439</b>	9 -	1:31.697	+ 1.166	9:45:17.942
5 -	1:31.287	+ 0.756	9:39:12.726				
<b>52</b>	<b>Steve COWELL</b>		Citroen 2CV				
1 -	1:37.983	+ 2.217	9:33:04.425	6 -	1:36.725	+ 0.959	9:41:13.988
2 -	1:39.691	+ 3.925	9:34:44.116	7 -	1:36.657	+ 0.891	9:42:50.645
3 -	1:38.880	+ 3.114	9:36:22.996	8 -	<b>1:35.766</b>		<b>9:44:26.411</b>
4 -	1:36.412	+ 0.646	9:37:59.408	9 -	1:36.030	+ 0.264	9:46:02.441
5 -	1:37.855	+ 2.089	9:39:37.263				
<b>59</b>	<b>Andrew PIRT</b>		Citroen 2CV				
1 -	<b>1:31.338</b>		<b>9:32:55.553</b>	6 -	1:31.561	+ 0.223	9:40:39.714
2 -	1:32.303	+ 0.965	9:34:27.856	7 -	1:57.559	+ 26.221	9:42:37.273
3 -	1:32.604	+ 1.266	9:36:00.460	8 -	1:34.056	+ 2.718	9:44:11.329
4 -	1:33.842	+ 2.504	9:37:34.302	9 -	1:36.672	+ 5.334	9:45:48.001
5 -	1:33.851	+ 2.513	9:39:08.153				
<b>64</b>	<b>Jack GABRIEL</b>		Citroen 2CV				
1 -	1:34.423	+ 1.398	9:32:50.967	6 -	1:41.799	+ 8.774	9:40:47.331
2 -	1:34.542	+ 1.517	9:34:25.509	7 -	1:34.121	+ 1.096	9:42:21.452
3 -	<b>1:33.025</b>		<b>9:35:58.534</b>	8 -	1:33.634	+ 0.609	9:43:55.086
4 -	1:33.642	+ 0.617	9:37:32.176	9 -	1:35.698	+ 2.673	9:45:30.784
5 -	1:33.356	+ 0.331	9:39:05.532				
<b>68</b>	<b>Greg WHEELER</b>		Citroen 2CV				
1 -	1:31.196	+ 0.468	9:35:08.777	5 -	1:31.944	+ 1.216	9:41:13.677
2 -	<b>1:30.728</b>		<b>9:36:39.505</b>	6 -	1:32.294	+ 1.566	9:42:45.971
3 -	1:30.842	+ 0.114	9:38:10.347	7 -	1:30.929	+ 0.201	9:44:16.900
4 -	1:31.386	+ 0.658	9:39:41.733	8 -	1:31.442	+ 0.714	9:45:48.342

Pembrey  
Circuit Length = 1.4559 miles  
Start: 09:29 End: 09:47


**2CV Parts.com Championship**  
**QUALIFYING FOR RACE 7 - LAP ANALYSIS**

<b>71</b>	<b>Richard HOLLIS</b>		<b>Citroen 2CV</b>				
1 -	1:30.489	+ 0.521	9:32:41.964	6 -	1:30.616	+ 0.648	9:40:24.421
2 -	1:33.947	+ 3.979	9:34:15.911	7 -	1:30.165	+ 0.197	9:41:54.586
3 -	1:30.823	+ 0.855	9:35:46.734	8 -	1:30.338	+ 0.370	9:43:24.924
4 -	1:31.917	+ 1.949	9:37:18.651	9 -	<b>1:29.968</b>		<b>9:44:54.892</b>
5 -	1:35.154	+ 5.186	9:38:53.805				
<b>72</b>	<b>Matthew HOLLIS</b>		<b>Citroen 2CV</b>				
1 -	<b>1:31.438</b>		<b>9:32:42.424</b>	6 -	1:31.920	+ 0.482	9:40:26.393
2 -	1:31.878	+ 0.440	9:34:14.302	7 -	1:31.503	+ 0.065	9:41:57.896
3 -	1:33.383	+ 1.945	9:35:47.685	8 -	1:31.822	+ 0.384	9:43:29.718
4 -	1:33.018	+ 1.580	9:37:20.703	9 -	1:32.562	+ 1.124	9:45:02.280
5 -	1:33.770	+ 2.332	9:38:54.473				
<b>84</b>	<b>Mark TURNER</b>		<b>Citroen 2CV</b>				
1 -	1:30.673	+ 1.424	9:34:38.885	5 -	1:30.585	+ 1.336	9:40:38.974
2 -	<b>1:29.249</b>		<b>9:36:08.134</b>	6 -	1:30.508	+ 1.259	9:42:09.482
3 -	1:30.111	+ 0.862	9:37:38.245	7 -	1:31.688	+ 2.439	9:43:41.170
4 -	1:30.144	+ 0.895	9:39:08.389	8 -	1:30.166	+ 0.917	9:45:11.336
<b>88</b>	<b>Benjy STRAW</b>		<b>Citroen 2CV</b>				
1 -	2:03.814	+ 32.097	9:33:39.756	2 -	<b>1:31.717</b>		<b>9:35:11.473</b>
<b>90</b>	<b>Darren BAKER</b>		<b>Citroen 2CV</b>				
1 -	1:35.140	+ 0.471	9:33:13.599	6 -	1:38.071	+ 3.402	9:41:17.258
2 -	<b>1:34.669</b>		<b>9:34:48.268</b>	7 -	1:35.429	+ 0.760	9:42:52.687
3 -	1:36.657	+ 1.988	9:36:24.925	8 -	1:35.308	+ 0.639	9:44:27.995
4 -	1:36.175	+ 1.506	9:38:01.100	9 -	1:35.678	+ 1.009	9:46:03.673
5 -	1:38.087	+ 3.418	9:39:39.187				
<b>97</b>	<b>Martin HARROLD</b>		<b>Citroen 2CV</b>				
1 -	3:37.052	+ 2:00.714	9:34:44.363	5 -	1:36.870	+ 0.532	9:42:51.904
2 -	1:46.575	+ 10.237	9:36:30.938	6 -	1:37.045	+ 0.707	9:44:28.949
3 -	3:07.758	+ 1:31.420	9:39:38.696	7 -	1:36.643	+ 0.305	9:46:05.592
4 -	<b>1:36.338</b>		<b>9:41:15.034</b>				

Pembrey  
Circuit Length = 1.4559 miles  
Start: 09:29 End: 09:47

# 2CV Parts.com Championship

## RACE 7 - GRID - AMENDED

ROW 13	1:36.338 97 Martin HARROLD	78 Martin HINDLEY
ROW 12	1:35.256 24 THOMPSON/THOMPSON	1:35.766 52 COWELL/SADLER
ROW 11	1:33.605 40 Nick ROADS	1:34.669 90 Darren BAKER
ROW 10	1:33.025 64 Jack GABRIEL	1:33.171 28 SPARROW/SHOEBRIDGE
ROW 9	1:32.477 2 Wayne COWLING	1:32.703 8 Derek COGHILL
ROW 8	1:31.717 88 Benjy STRAW	1:32.055 31 Paul HOCKING
ROW 7	1:31.338 59 Andrew PIRT	1:31.438 72 Matthew HOLLIS
ROW 6	1:30.728 68 Greg WHEELER	1:30.941 9 Helen DEELEY
ROW 5	1:30.531 43 Steve JAQUES	1:30.624 12 Aubrey BROCKLEBANK
ROW 4	1:29.739 14 CALLANDER/BYATT	1:29.968 71 Richard HOLLIS
ROW 3	1:29.431 1 MYATT/ROBERTSON	1:29.503 3 Sammie FRITCHLEY
ROW 2	1:29.358 7 Matthew RILEY	1:29.425 6 Steven PANAS
ROW 1	1:28.151 13 SMITH/CARDELL-WILLIA	1:29.249 84 Mark TURNER
<b>Pole</b>		
		

Pembrey  
Circuit Length = 1.4559 miles

**These results are provisional until the conclusion of any judicial and technical matters.**

Clerk of Course :	Timekeeper :
-------------------	--------------



## 2CV Parts.com Championship RACE 7 - CLASSIFICATION

POS	NO	CL	NAME	ENTRY	LAPS	TIME	GAP	DIFF	MPH	BEST	ON
1	13		<b>SMITH/CARDELL-WILLIA</b>	Citroen 2CV	17	26:00.909			57.08	1:30.480	3
2	14		<b>CALLANDER/BYATT</b>	Citroen 2CV	17	26:07.485	<b>6.576</b>	6.576	56.84	1:30.655	5
3	68		<b>Greg WHEELER</b>	Citroen 2CV	17	26:07.954	<b>7.045</b>	0.469	56.82	1:30.737	5
4	6		<b>Steven PANAS</b>	Citroen 2CV	17	26:09.062	<b>8.153</b>	1.108	56.78	1:30.819	12
5	71		<b>Richard HOLLIS</b>	Citroen 2CV	17	26:09.765	<b>8.856</b>	0.703	56.75	1:30.725	14
6	1		<b>MYATT/ROBERTSON</b>	Citroen 2CV	17	26:11.401	<b>10.492</b>	1.636	56.70	1:30.512	12
7	3		<b>Sammie FRITCHLEY</b>	Citroen 2CV	17	26:14.569	<b>13.660</b>	3.168	56.58	1:31.404	9
8	84		<b>Mark TURNER</b>	Citroen 2CV	17	26:15.002	<b>14.093</b>	0.433	56.57	1:31.258	4
9	78		<b>Martin HINDLEY</b>	Citroen 2CV	17	26:23.966	<b>23.057</b>	8.964	56.25	1:30.655	9
10	59		<b>Andrew PIRT</b>	Citroen 2CV	17	26:24.318	<b>23.409</b>	0.352	56.23	1:31.614	17
11	72		<b>Matthew HOLLIS</b>	Citroen 2CV	17	26:25.946	<b>25.037</b>	1.628	56.18	1:31.418	3
12	43		<b>Steve JAQUES</b>	Citroen 2CV	17	26:29.631	<b>28.722</b>	3.685	56.05	1:31.337	8
13	12		<b>Aubrey BROCKLEBANK</b>	Citroen 2CV	17	26:30.003	<b>29.094</b>	0.372	56.03	1:31.518	8
14	7		<b>Matthew RILEY</b>	Citroen 2CV	17	26:38.961	<b>38.052</b>	8.958	55.72	1:31.764	14
15	2		<b>Wayne COWLING</b>	Citroen 2CV	17	26:44.309	<b>43.400</b>	5.348	55.53	1:32.696	5
16	8		<b>Derek COGHILL</b>	Citroen 2CV	17	26:45.101	<b>44.192</b>	0.792	55.51	1:32.165	13
17	31		<b>Paul HOCKING</b>	Citroen 2CV	17	26:45.621	<b>44.712</b>	0.520	55.49	1:32.507	4
18	9		<b>Helen DEELEY</b>	Citroen 2CV	17	27:08.594	<b>1:07.685</b>	22.973	54.70	1:32.456	5
19	28		<b>SPARROW/SHOEBRIDGE</b>	Citroen 2CV	17	27:13.491	<b>1:12.582</b>	4.897	54.54	1:32.625	7
20	64		<b>Jack GABRIEL</b>	Citroen 2CV	17	27:15.704	<b>1:14.795</b>	2.213	54.47	1:34.153	17
21	88		<b>Benjy STRAW</b>	Citroen 2CV	17	27:18.098	<b>1:17.189</b>	2.394	54.39	1:33.791	8
22	97		<b>Martin HARROLD</b>	Citroen 2CV	17	27:19.294	<b>1:18.385</b>	1.196	54.35	1:34.430	5
23	52		<b>COWELL/SADLER</b>	Citroen 2CV	17	27:19.527	<b>1:18.618</b>	0.233	54.34	1:34.513	15
24	40		<b>Nick ROADS</b>	Citroen 2CV	16	26:00.616	<b>1 lap</b>	1 lap	53.73	1:34.986	5
25	24		<b>THOMPSON/THOMPSON</b>	Citroen 2CV	16	26:13.952	<b>1 lap</b>	13.336	53.27	1:35.017	14

NOT CLASSIFIED

**DNC 90**     **Darren BAKER**     Citroen 2CV

**0**

FASTEST LAP

**13**     **SMITH/CARDELL-WILLIA**     Citroen 2CV

**3**

1:30.480

57.92 mph

93.22 kph

Weather / Track : Cloudy / Wet

These results are provisional until the conclusion of any judicial and technical matters.

Pembrey  
Circuit Length = 1.4559 miles  
Start: 17:19    End: 17:59

Clerk of Course :

Timekeeper :

# 2CV Parts.com Championship

## RACE 7 - LAP CHART

Lap 1			Lap 2			Lap 3			Lap 4			Lap 5		
No	Behind	Laptime	No	Behind	Laptime	No	Behind	Laptime	No	Behind	Laptime	No	Behind	Laptime
13		1:39.661	13		1:31.458	13		1:30.480	13		1:31.190	13		1:31.603
6	0.961	1:40.622	6	1.578	1:32.075	6	2.628	1:31.530	6	3.005	1:31.567	6	3.474	1:32.072
84	1.864	1:41.525	84	2.564	1:32.158	84	3.990	1:31.906	84	4.058	1:31.258	1	4.336	1:31.691
7	2.148	1:41.809	7	2.875	1:32.185	1	4.679	1:31.964	1	4.248	1:30.759	84	4.837	1:32.382
71	2.653	1:42.314	1	3.195	1:31.876	7	4.830	1:32.435	71	5.929	1:31.980	14	4.985	1:30.655
1	2.777	1:42.438	71	3.647	1:32.452	71	5.139	1:31.972	14	5.933	1:31.756	68	5.314	1:30.737
68	3.280	1:42.941	14	3.928	1:32.006	14	5.367	1:31.919	68	6.180	1:31.625	71	5.644	1:31.318
14	3.380	1:43.041	68	4.464	1:32.642	68	5.745	1:31.761	3	8.171	1:32.089	3	9.142	1:32.574
3	3.752	1:43.413	3	5.752	1:33.458	3	7.272	1:32.000	43	11.492	1:32.854	72	13.423	1:32.160
43	4.570	1:44.231	43	6.974	1:33.862	43	9.828	1:33.334	72	12.866	1:32.196	12	14.557	1:32.737
59	6.176	1:45.837	9	7.917	1:32.717	12	11.671	1:33.119	12	13.423	1:32.942	43	14.569	1:34.680
9	6.658	1:46.319	12	9.032	1:32.801	72	11.860	1:31.418	59	14.056	1:32.539	59	14.774	1:32.321
72	7.462	1:47.123	59	9.450	1:34.732	59	12.707	1:33.737	31	15.393	1:32.507	78	17.293	1:31.699
12	7.689	1:47.350	72	10.922	1:34.918	31	14.076	1:33.634	78	17.197	1:32.180	31	19.133	1:35.343
8	9.053	1:48.714	31	10.922	1:33.064	8	15.749	1:33.784	8	18.168	1:33.609	8	19.345	1:32.780
31	9.316	1:48.977	8	12.445	1:34.850	78	16.207	1:32.872	2	18.702	1:33.091	2	19.795	1:32.696
2	10.056	1:49.717	2	13.391	1:34.793	2	16.801	1:33.890	28	20.365	1:34.287	28	21.625	1:32.863
28	10.910	1:50.571	78	13.815	1:33.589	28	17.268	1:33.507	7	22.192	1:48.552	7	22.642	1:32.053
78	11.684	1:51.345	28	14.241	1:34.789	52	21.371	1:36.282	52	25.138	1:34.957	64	28.972	1:34.773
88	12.171	1:51.832	52	15.569	1:34.735	64	22.608	1:35.071	64	25.802	1:34.384	52	29.479	1:35.944
64	12.172	1:51.833	88	17.018	1:36.305	97	23.226	1:34.611	97	26.653	1:34.617	97	29.480	1:34.430
52	12.292	1:51.953	64	18.017	1:37.303	88	23.519	1:36.981	88	27.448	1:35.119	88	30.196	1:34.351
40	13.657	1:53.318	40	18.797	1:36.598	40	23.796	1:35.479	40	28.374	1:35.768	40	31.757	1:34.986
97	14.243	1:53.904	97	19.095	1:36.310	9	28.652	1:51.215	9	31.150	1:33.688	9	32.003	1:32.456
24	18.010	1:57.671	24	26.797	1:40.245	24	36.140	1:39.823	24	43.455	1:38.505	24	49.269	1:37.417

Pembrey  
 Circuit Length = 1.4559 miles  
 Start: 17:19 End: 17:59

## 2CV Parts.com Championship

### RACE 7 - LAP CHART

Lap 6			Lap 7			Lap 8			Lap 9			Lap 10		
No	Behind	Laptime	No	Behind	Laptime	No	Behind	Laptime	No	Behind	Laptime	No	Behind	Laptime
13		1:31.209	13		1:31.979	13		1:30.814	13		1:30.498	13		1:30.925
6	4.107	1:31.842	1	3.420	1:31.106	6	5.501	1:32.606	14	6.318	1:31.012	14	6.466	1:31.073
1	4.293	1:31.166	6	3.709	1:31.581	68	5.664	1:32.400	6	6.624	1:31.621	68	7.857	1:31.914
14	4.575	1:30.799	68	4.078	1:31.018	14	5.804	1:32.317	68	6.868	1:31.702	6	8.181	1:32.482
68	5.039	1:30.934	14	4.301	1:31.705	1	6.150	1:33.544	1	7.059	1:31.407	1	8.412	1:32.278
84	5.483	1:31.855	84	4.973	1:31.469	84	6.541	1:32.382	71	7.333	1:30.962	71	8.599	1:32.191
71	5.779	1:31.344	71	5.319	1:31.519	71	6.869	1:32.364	84	7.992	1:31.949	84	8.811	1:31.744
3	10.021	1:32.088	3	9.698	1:31.656	3	10.626	1:31.742	3	11.532	1:31.404	3	12.373	1:31.766
72	14.636	1:32.422	72	15.154	1:32.497	72	16.377	1:32.037	72	17.973	1:32.094	72	19.129	1:32.081
59	15.371	1:31.806	59	15.763	1:32.371	12	16.889	1:31.518	43	18.590	1:31.591	59	19.579	1:31.715
12	15.655	1:32.307	12	16.185	1:32.509	59	16.959	1:32.010	59	18.789	1:32.328	43	19.833	1:32.168
43	16.620	1:33.260	43	16.974	1:32.333	43	17.497	1:31.337	12	19.185	1:32.794	12	20.160	1:31.900
78	18.799	1:32.715	78	18.489	1:31.669	78	19.403	1:31.728	78	19.560	1:30.655	78	20.437	1:31.802
31	20.698	1:32.774	31	21.586	1:32.867	31	24.474	1:33.702	31	27.300	1:33.324	7	30.529	1:32.777
8	21.548	1:33.412	8	22.580	1:33.011	7	26.342	1:33.035	7	28.677	1:32.833	31	30.530	1:34.155
2	21.696	1:33.110	2	22.969	1:33.252	2	26.794	1:34.639	2	29.205	1:32.909	2	31.246	1:32.966
28	23.177	1:32.761	28	23.823	1:32.625	8	27.806	1:36.040	8	31.045	1:33.737	8	33.114	1:32.994
7	23.248	1:31.815	7	24.121	1:32.852	52	41.733	1:34.834	9	47.380	1:35.547	9	50.389	1:33.934
52	33.273	1:35.003	52	37.713	1:36.419	9	42.331	1:34.051	52	47.831	1:36.596	52	51.677	1:34.771
97	34.636	1:36.365	97	39.007	1:36.350	97	43.156	1:34.963	97	48.076	1:35.418	64	51.943	1:34.692
88	34.777	1:35.790	9	39.094	1:36.054	64	43.713	1:34.293	64	48.176	1:34.961	97	52.443	1:35.292
64	34.778	1:37.015	64	40.234	1:37.435	88	44.146	1:33.791	88	48.742	1:35.094	88	53.014	1:35.197
9	35.019	1:34.225	88	41.169	1:38.371	40	46.997	1:36.450	40	53.720	1:37.221	28	58.769	1:34.956
40	36.129	1:35.581	40	41.361	1:37.211	28	48.811	1:55.802	28	54.738	1:36.425	40	1:00.333	1:37.538
24	55.911	1:37.851	24	1:00.877	1:36.945	24	1:06.189	1:36.126	24	1:11.846	1:36.155	24	1:17.652	1:36.731

Pembrey  
 Circuit Length = 1.4559 miles  
 Start: 17:19 End: 17:59

## 2CV Parts.com Championship

### RACE 7 - LAP CHART

Lap 11			Lap 12			Lap 13			Lap 14			Lap 15		
No	Behind	Laptime	No	Behind	Laptime	No	Behind	Laptime	No	Behind	Laptime	No	Behind	Laptime
13		1:31.873	13		1:31.642	13		1:31.859	13		1:31.252	13		1:31.249
14	6.182	1:31.589	14	5.749	1:31.209	14	6.555	1:32.665	14	6.465	1:31.162	24	1 LAP	1:35.017
68	6.892	1:30.908	68	6.202	1:30.952	68	6.950	1:32.607	1	7.132	1:31.095	14	6.336	1:31.120
6	7.480	1:31.172	6	6.657	1:30.819	1	7.289	1:32.261	68	7.261	1:31.563	1	6.666	1:30.783
1	8.017	1:31.478	1	6.887	1:30.512	6	7.541	1:32.743	6	8.461	1:32.172	68	6.970	1:30.958
84	9.659	1:32.721	71	9.784	1:31.541	71	9.175	1:31.250	71	8.648	1:30.725	71	8.926	1:31.527
71	9.885	1:33.159	84	10.542	1:32.525	84	10.736	1:32.053	84	11.786	1:32.302	6	9.161	1:31.949
3	12.310	1:31.810	3	12.381	1:31.713	3	12.392	1:31.870	3	12.893	1:31.753	84	13.066	1:32.529
72	20.253	1:32.997	78	20.685	1:31.408	78	20.680	1:31.854	78	21.531	1:32.103	3	13.350	1:31.706
59	20.772	1:33.066	72	21.104	1:32.493	72	21.333	1:32.088	59	22.234	1:31.759	78	21.946	1:31.664
12	20.864	1:32.577	12	21.799	1:32.577	59	21.727	1:31.785	72	22.458	1:32.377	59	22.994	1:32.009
78	20.919	1:32.355	59	21.801	1:32.671	12	22.013	1:32.073	12	22.750	1:31.989	12	23.754	1:32.253
43	20.920	1:32.960	43	23.023	1:33.745	43	24.090	1:32.926	43	25.190	1:32.352	72	23.755	1:32.546
7	31.108	1:32.452	7	32.009	1:32.543	7	32.411	1:32.261	7	32.923	1:31.764	43	26.331	1:32.390
2	33.328	1:33.955	2	35.774	1:34.088	2	37.230	1:33.315	2	39.022	1:33.044	7	35.429	1:33.755
31	33.456	1:34.799	8	37.249	1:35.297	8	37.555	1:32.165	8	39.633	1:33.330	2	40.800	1:33.027
8	33.594	1:32.353	31	37.304	1:35.490	31	39.017	1:33.572	31	40.385	1:32.620	8	41.318	1:32.934
9	52.205	1:33.689	9	54.637	1:34.074	9	56.985	1:34.207	9	59.691	1:33.958	31	42.044	1:32.908
52	55.098	1:35.294	52	59.497	1:36.041	64	1:02.694	1:34.447	28	1:06.276	1:33.508	9	1:02.527	1:34.085
64	56.533	1:36.463	64	1:00.106	1:35.215	52	1:03.499	1:35.861	64	1:06.343	1:34.901	28	1:08.497	1:33.470
97	56.621	1:36.051	97	1:00.276	1:35.297	97	1:03.910	1:35.493	52	1:07.915	1:35.668	64	1:09.402	1:34.308
88	57.066	1:35.925	88	1:00.901	1:35.477	28	1:04.020	1:34.240	88	1:08.479	1:35.057	52	1:11.179	1:34.513
28	1:00.426	1:33.530	28	1:01.639	1:32.855	88	1:04.674	1:35.632	97	1:08.480	1:35.822	88	1:11.944	1:34.714
40	1:04.737	1:36.277	40	1:10.218	1:37.123	40	1:15.385	1:37.026	40	1:20.782	1:36.649	97	1:12.295	1:35.064
24	1:22.092	1:36.313	24	1:27.164	1:36.714	24	1:30.872	1:35.567				40	1:26.669	1:37.136

Pembrey  
Circuit Length = 1.4559 miles  
Start: 17:19 End: 17:59

## 2CV Parts.com Championship

### RACE 7 - LAP CHART

Lap 16			Lap 17		
No	Behind	Laptime	No	Behind	Laptime
13		1:31.627	13		1:31.590
14	6.738	1:32.029	14	6.576	1:31.428
1	7.193	1:32.154	68	7.045	1:31.293
68	7.342	1:31.999	6	8.153	1:30.919
24	1 LAP	1:36.662	71	8.856	1:31.247
6	8.824	1:31.290	1	10.492	1:34.889
71	9.199	1:31.900	24	1 LAP	1:36.210
84	13.562	1:32.123	3	13.660	1:31.471
3	13.779	1:32.056	84	14.093	1:32.121
78	22.693	1:32.374	78	23.057	1:31.954
59	23.385	1:32.018	59	23.409	1:31.614
12	23.863	1:31.736	72	25.037	1:32.482
72	24.145	1:32.017	43	28.722	1:33.054
43	27.258	1:32.554	12	29.094	1:36.821
7	36.684	1:32.882	7	38.052	1:32.958
2	41.923	1:32.750	2	43.400	1:33.067
8	42.616	1:32.925	8	44.192	1:33.166
31	43.413	1:32.996	31	44.712	1:32.889
9	1:04.686	1:33.786	9	1:07.685	1:34.589
28	1:10.642	1:33.772	28	1:12.582	1:33.530
64	1:12.232	1:34.457	64	1:14.795	1:34.153
52	1:14.210	1:34.658	88	1:17.189	1:34.020
88	1:14.759	1:34.442	97	1:18.385	1:34.857
97	1:15.118	1:34.450	52	1:18.618	1:35.998
40	1:31.297	1:36.255			

Pembrey  
Circuit Length = 1.4559 miles  
Start: 17:19 End: 17:59

**Delphi British Truck Racing Association Championships (Class A)**  
**QUALIFYING FOR RACE 3 - CLASSIFICATION**

POS	NO	CL	NAME	ENTRY	TIME	ON	LAPS	GAP	DIFF	MPH
1	6	A	Chris LEVETT	Man TGS 480	1:12.987	7	9			71.80
2	9	A	Stuart OLIVER	Man TGA	1:13.467	11	11	0.480	0.480	71.34
3	8	A	Steve HORNE	Mercedes Benz A	1:13.881	10	11	0.894	0.414	70.94
4	95	A	Richard COLLETT	ERF	1:15.665	5	10	2.678	1.784	69.26
5	55	A	Graham POWELL	ERF ECX	1:16.574	8	10	3.587	0.909	68.44
6	60	A	Roger BROOKFIELD	DAE CF	1:20.439	9	10	7.452	3.865	65.15
7	69	A	David JENKINS	Sisu SL 250	1:22.514	4	5	9.527	2.075	63.51
8	50	A	Carl BROOKFIELD	ERF E14	1:24.424	1	2	11.437	1.910	62.08

Weather / Track : Raining / Damp

These results are provisional until the conclusion of any judicial and technical matters.

Pembrey  
 Circuit Length = 1.4559 miles  
 Start: 10:26 End: 10:42

Clerk of Course :		Timekeeper :
-------------------	--	--------------

# Delphi British Truck Racing Association Championships (Class A)


## QUALIFYING FOR RACE 3 - LAP ANALYSIS

<b>6</b>	<b>Chris LEVETT</b>						<b>Man TGS 480</b>					
1 -	1:13.887	+ 0.900	10:28:54.695	6 -	1:37.832	+ 24.845	10:37:13.752					
2 -	1:14.080	+ 1.093	10:30:08.775	7 -	<b>1:12.987</b>		<b>10:38:26.739</b>					
3 -	1:14.368	+ 1.381	10:31:23.143	8 -	1:24.780	+ 11.793	10:39:51.519					
4 -	1:40.598 P	+ 27.611	10:33:03.741	9 -	1:53.054	+ 40.067	10:41:44.573					
5 -	2:32.179	+ 1:19.192	10:35:35.920									
<b>8</b>	<b>Steve HORNE</b>						<b>Mercedes Benz A</b>					
1 -	1:18.127	+ 4.246	10:29:00.141	7 -	1:16.701	+ 2.820	10:37:15.756					
2 -	1:17.123	+ 3.242	10:30:17.264	8 -	1:14.738	+ 0.857	10:38:30.494					
3 -	1:15.672	+ 1.791	10:31:32.936	9 -	1:15.295	+ 1.414	10:39:45.789					
4 -	1:14.731	+ 0.850	10:32:47.667	10 -	<b>1:13.881</b>		<b>10:40:59.670</b>					
5 -	1:27.612 P	+ 13.731	10:34:15.279	11 -	1:14.329	+ 0.448	10:42:13.999					
6 -	1:43.776	+ 29.895	10:35:59.055									
<b>9</b>	<b>Stuart OLIVER</b>						<b>Man TGA</b>					
1 -	1:15.109	+ 1.642	10:29:15.579	7 -	1:13.686	+ 0.219	10:36:42.671					
2 -	1:15.097	+ 1.630	10:30:30.676	8 -	1:45.644	+ 32.177	10:38:28.315					
3 -	1:17.128	+ 3.661	10:31:47.804	9 -	1:14.667	+ 1.200	10:39:42.982					
4 -	1:13.824	+ 0.357	10:33:01.628	10 -	1:13.594	+ 0.127	10:40:56.576					
5 -	1:13.803	+ 0.336	10:34:15.431	11 -	<b>1:13.467</b>		<b>10:42:10.043</b>					
6 -	1:13.554	+ 0.087	10:35:28.985									
<b>50</b>	<b>Carl BROOKFIELD</b>						<b>ERF E14</b>					
1 -	<b>1:24.424</b>		<b>10:29:14.801</b>	2 -	1:35.615 P	+ 11.191	10:30:50.416					
<b>55</b>	<b>Graham POWELL</b>						<b>ERF ECX</b>					
1 -	1:59.980	+ 43.406	10:30:23.235	6 -	1:18.547	+ 1.973	10:36:56.443					
2 -	1:19.566	+ 2.992	10:31:42.801	7 -	1:17.533	+ 0.959	10:38:13.976					
3 -	1:20.161	+ 3.587	10:33:02.962	8 -	<b>1:16.574</b>		<b>10:39:30.550</b>					
4 -	1:17.308	+ 0.734	10:34:20.270	9 -	1:16.973	+ 0.399	10:40:47.523					
5 -	1:17.626	+ 1.052	10:35:37.896	10 -	1:19.007	+ 2.433	10:42:06.530					
<b>60</b>	<b>Roger BROOKFIELD</b>						<b>DAE CF</b>					
1 -	1:26.223	+ 5.784	10:29:33.010	6 -	1:23.265	+ 2.826	10:36:36.887					
2 -	1:29.843	+ 9.404	10:31:02.853	7 -	1:22.602	+ 2.163	10:37:59.489					
3 -	1:24.348	+ 3.909	10:32:27.201	8 -	1:20.752	+ 0.313	10:39:20.241					
4 -	1:23.280	+ 2.841	10:33:50.481	9 -	<b>1:20.439</b>		<b>10:40:40.680</b>					
5 -	1:23.141	+ 2.702	10:35:13.622	10 -	1:21.047	+ 0.608	10:42:01.727					
<b>69</b>	<b>David JENKINS</b>						<b>Sisu SL 250</b>					
1 -	1:43.588	+ 21.074	10:30:00.974	4 -	<b>1:22.514</b>		<b>10:35:56.042</b>					
2 -	1:31.427 P	+ 8.913	10:31:32.401	5 -	2:03.238 P	+ 40.724	10:37:59.280					
3 -	3:01.127	+ 1:38.613	10:34:33.528									
<b>95</b>	<b>Richard COLLETT</b>						<b>ERF</b>					
1 -	1:18.370	+ 2.705	10:29:27.600	6 -	1:37.322	+ 21.657	10:36:11.059					
2 -	1:16.593	+ 0.928	10:30:44.193	7 -	1:15.783	+ 0.118	10:37:26.842					
3 -	1:16.594	+ 0.929	10:32:00.787	8 -	1:16.263	+ 0.598	10:38:43.105					
4 -	1:17.285	+ 1.620	10:33:18.072	9 -	1:16.741	+ 1.076	10:39:59.846					
5 -	<b>1:15.665</b>		<b>10:34:33.737</b>	10 -	1:16.396	+ 0.731	10:41:16.242					

Pembrey  
Circuit Length = 1.4559 miles  
Start: 10:26 End: 10:42

# Delphi British Truck Racing Association Championship (Class A)

## RACE 3 - GRID

ROW 4	1:22.514 69 David JENKINS	1:24.424 50 Carl BROOKFIELD
ROW 3	1:16.574 55 Graham POWELL	1:20.439 60 Roger BROOKFIELD
ROW 2	1:13.881 8 Steve HORNE	1:15.665 95 Richard COLLETT
ROW 1	1:12.987 6 Chris LEVETT	1:13.467 9 Stuart OLIVER
<b>Pole</b>		
		

Pembrey  
Circuit Length = 1.4559 miles

**These results are provisional until the conclusion of any judicial and technical matters.**

Clerk of Course :

Timekeeper :



# Delphi British Truck Racing Association Championship (Class A)

## RACE 3 - CLASSIFICATION

POS	NO	CL	NAME	ENTRY	LAPS	TIME	GAP	DIFF	MPH	BEST	ON
1	9	A	Stuart OLIVER	Man TGA	10	12:27.698			70.09	1:13.343	7
2	6	A	Chris LEVETT	Man TGS 480	10	12:35.367	7.669	7.669	69.38	1:13.854	5
3	8	A	Steve HORNE	Mercedes Benz A	10	12:44.377	16.679	9.010	68.56	1:15.020	7
4	69	A	David JENKINS	Sisu SL 250	10	12:51.672	23.974	7.295	67.91	1:15.893	9
5	95	A	Richard COLLETT	ERF	10	12:59.867	32.169	8.195	67.20	1:16.359	10
6	55	A	Graham POWELL	ERF ECX	10	13:16.687	48.989	16.820	65.78	1:18.030	2
7	60	A	Roger BROOKFIELD	DAE CF	9	12:28.890	1 lap	1 lap	62.98	1:21.857	7
NOT CLASSIFIED											
DNF	50	A	Carl BROOKFIELD	ERF E14	1	1:32.824	9 laps	8 laps	56.46	1:28.680	1
FASTEST LAP											
9	A	Stuart OLIVER	Man TGA		7	1:13.343			71.46 mph	115.00 kph	

Weather / Track : Raining / Damp

These results are provisional until the conclusion of any judicial and technical matters.

Pembrey  
 Circuit Length = 1.4559 miles  
 Start: 14:40 End: 14:54

Clerk of Course :

Timekeeper :

# Delphi British Truck Racing Association Championship (Class A)

## RACE 3 - LAP CHART

Lap 1			Lap 2			Lap 3			Lap 4			Lap 5		
No	Behind	Laptime	No	Behind	Laptime	No	Behind	Laptime	No	Behind	Laptime	No	Behind	Laptime
6		1:16.991	6		1:14.270	6		1:14.043	6		1:14.743	6		1:13.854
9	0.764	1:17.771	9	0.682	1:14.188	9	0.518	1:13.879	9	0.620	1:14.845	9	0.781	1:14.015
95	3.901	1:20.107	95	6.252	1:16.621	8	8.914	1:16.457	8	9.872	1:15.701	8	11.633	1:15.615
8	4.837	1:21.104	8	6.500	1:15.933	95	9.658	1:17.449	95	11.409	1:16.494	69	14.766	1:16.629
69	5.485	1:20.674	69	7.460	1:16.245	69	10.282	1:16.865	69	11.991	1:16.452	95	15.529	1:17.974
55	9.154	1:24.638	55	12.914	1:18.030	55	18.141	1:19.270	55	22.554	1:19.156	55	27.531	1:18.831
60	11.378	1:26.670	60	20.145	1:23.037	60	28.211	1:22.109	60	35.404	1:21.936	60	43.704	1:22.154
50	14.175	1:28.680												

Pembrey  
Circuit Length = 1.4559 miles  
Start: 14:40 End: 14:54

# Delphi British Truck Racing Association Championship (Class A)


## RACE 3 - LAP CHART

Lap 6			Lap 7			Lap 8			Lap 9			Lap 10		
No	Behind	Laptime	No	Behind	Laptime	No	Behind	Laptime	No	Behind	Laptime	No	Behind	Laptime
6		1:14.019	6		1:13.904	9		1:14.588	9		1:14.007	9		1:15.240
9	0.942	1:14.180	9	0.381	1:13.343	6	1.972	1:16.941	6	3.961	1:15.996	60	1 LAP	1:23.271
8	13.205	1:15.591	8	14.321	1:15.020	8	15.177	1:15.825	8	16.426	1:15.256	6	7.669	1:18.948
69	16.803	1:16.056	69	18.882	1:15.983	69	19.976	1:16.063	69	21.862	1:15.893	8	16.679	1:15.493
95	22.863	1:21.353	95	25.543	1:16.584	95	28.540	1:17.966	95	31.050	1:16.517	69	23.974	1:17.352
55	32.546	1:19.034	55	37.589	1:18.947	55	41.028	1:18.408	55	45.754	1:18.733	95	32.169	1:16.359
60	51.999	1:22.314	60	59.952	1:21.857	60	1:07.168	1:22.185				55	48.989	1:18.475

Pembrey  
 Circuit Length = 1.4559 miles  
 Start: 14:40 End: 14:54

# Delphi British Truck Racing Association Championship (Class A)

## RACE 12 - GRID

ROW 4	60 Roger BROOKFIELD	1:28.680	50 Carl BROOKFIELD
ROW 3	95 Richard COLLETT		55 Graham POWELL
ROW 2	8 Steve HORNE		69 David JENKINS
ROW 1	9 Stuart OLIVER		6 Chris LEVETT
<b>Pole</b>			
			

Pembrey  
Circuit Length = 1.4559 miles

**These results are provisional until the conclusion of any judicial and technical matters.**

Clerk of Course :		Timekeeper :
-------------------	--	--------------

# Delphi British Truck Racing Association Championship (Class A)

## RACE 12 - CLASSIFICATION

POS	NO	CL	NAME	ENTRY	LAPS	TIME	GAP	DIFF	MPH	BEST	ON
1	9	A	<b>Stuart OLIVER</b>	Man TGA	10	12:09.401			71.85	1:12.282	9
2	6	A	<b>Chris LEVETT</b>	Man TGS 480	10	12:10.148	<b>0.747</b>	0.747	71.78	1:11.570	2
3	69	A	<b>David JENKINS</b>	Sisu SL 250	10	12:23.786	<b>14.385</b>	13.638	70.46	1:12.770	2
4	8	A	<b>Steve HORNE</b>	Mercedes Benz A	10	12:26.513	<b>17.112</b>	2.727	70.20	1:13.289	2
5	95	A	<b>Richard COLLETT</b>	ERF	10	12:30.349	<b>20.948</b>	3.836	69.84	1:13.846	3
6	55	A	<b>Graham POWELL</b>	ERF ECX	10	12:49.183	<b>39.782</b>	18.834	68.13	1:15.667	2
7	60	A	<b>Roger BROOKFIELD</b>	DAE CF	10	13:15.708	<b>1:06.307</b>	26.525	65.86	1:17.435	6
NOT CLASSIFIED											
NC	96	B	<b>Gareth DAVIS</b>	Seddon Atkinson	10	13:27.121	<b>1:17.720</b>	11.413	64.93	1:18.364	6
DNF	97	B	<b>Garry GEORGE</b>	Foden Alpha	9	12:05.671	<b>1 lap</b>	1 lap	65.00	1:15.947	5
NC	70	B	<b>Brian BURT</b>	Volvo White	9	12:20.254	<b>1 lap</b>	14.583	63.72	1:18.814	3
NC	32	B	<b>Cees ZANDBERGEN</b>	Scania T124	9	12:22.099	<b>1 lap</b>	1.845	63.56	1:17.187	5
FASTEST LAP											
6	A	<b>Chris LEVETT</b>	Man TGS 480		2	1:11.570		73.23 mph		117.85 kph	
97	B	<b>Garry GEORGE</b>	Foden Alpha		5	1:15.947		69.01 mph		111.06 kph	

Weather / Track : Bright / Dry

These results are provisional until the conclusion of any judicial and technical matters.

Pembrey  
Circuit Length = 1.4559 miles  
Start: 12:14 End: 12:27

Clerk of Course :

Timekeeper :

# Delphi British Truck Racing Association Championship (Class A)

## RACE 12 - LAP CHART

Lap 1			Lap 2			Lap 3			Lap 4			Lap 5		
No	Behind	Laptime	No	Behind	Laptime	No	Behind	Laptime	No	Behind	Laptime	No	Behind	Laptime
9		1:15.373	9		1:12.622	9		1:12.342	9		1:12.960	9		1:12.935
6	1.281	1:16.654	6	0.229	1:11.570	6	0.249	1:12.362	6	0.381	1:13.092	6	0.202	1:12.756
8	2.742	1:18.115	8	3.409	1:13.289	8	4.444	1:13.377	69	8.550	1:16.558	69	9.283	1:13.668
69	3.924	1:19.297	69	4.072	1:12.770	69	4.952	1:13.222	8	9.359	1:17.875	8	10.199	1:13.775
95	4.978	1:20.351	95	6.754	1:14.398	95	8.258	1:13.846	95	9.796	1:14.498	95	11.799	1:14.938
55	7.046	1:22.419	55	10.091	1:15.667	55	13.659	1:15.910	55	16.961	1:16.262	55	20.336	1:16.310
97	8.429	1:23.802	97	12.577	1:16.770	97	16.752	1:16.517	97	20.115	1:16.323	97	23.127	1:15.947
96	10.839	1:26.212	96	17.009	1:18.792	96	23.536	1:18.869	32	28.648	1:17.913	32	32.900	1:17.187
32	12.404	1:27.777	32	17.345	1:17.563	32	23.695	1:18.692	96	31.515	1:20.939	60	37.919	1:18.905
60	13.221	1:28.594	60	18.900	1:18.301	60	25.169	1:18.611	60	31.949	1:19.740	96	38.807	1:20.227
70	14.538	1:29.911	70	21.314	1:19.398	70	27.786	1:18.814	70	34.974	1:20.148	70	42.135	1:20.096

Pembrey  
 Circuit Length = 1.4559 miles  
 Start: 12:14 End: 12:27

# Delphi British Truck Racing Association Championship (Class A)


## RACE 12 - LAP CHART

Lap 6			Lap 7			Lap 8			Lap 9			Lap 10		
No	Behind	Laptime	No	Behind	Laptime	No	Behind	Laptime	No	Behind	Laptime	No	Behind	Laptime
9		1:12.474	9		1:12.382	9		1:13.024	9		1:12.282	9		1:13.007
6	0.377	1:12.649	6	0.788	1:12.793	6	0.441	1:12.677	6	0.781	1:12.622	6	0.747	1:12.973
69	10.230	1:13.421	69	11.294	1:13.446	69	12.080	1:13.810	69	13.171	1:13.373	70	1 LAP	1:28.221
8	11.467	1:13.742	8	12.886	1:13.801	8	13.859	1:13.997	8	16.003	1:14.426	32	1 LAP	1:46.794
95	13.321	1:13.996	95	15.292	1:14.353	95	17.338	1:15.070	95	19.622	1:14.566	69	14.385	1:14.221
55	24.076	1:16.214	55	27.888	1:16.194	55	30.970	1:16.106	55	35.429	1:16.741	8	17.112	1:14.116
97	27.179	1:16.526	97	34.450	1:19.653	97	42.258	1:20.832	60	59.412	1:18.989	95	20.948	1:14.333
32	38.129	1:17.703	32	44.777	1:19.030	32	51.193	1:19.440	96	1:06.821	1:21.688	55	39.782	1:17.360
60	42.880	1:17.435	60	48.045	1:17.547	60	52.705	1:17.684	97	1:09.277	1:39.301	60	1:06.307	1:19.902
96	44.697	1:18.364	96	51.173	1:18.858	96	57.415	1:19.266				96	1:17.720	1:23.906
70	49.684	1:20.023	70	57.610	1:20.308	70	1:07.921	1:23.335						

Pembrey  
 Circuit Length = 1.4559 miles  
 Start: 12:14 End: 12:27

# Delphi British Truck Racing Association Championship (Class A)

## RACE 19 - GRID

ROW 4	1:17.435 60 Roger BROOKFIELD	
ROW 3	1:13.846 95 Richard COLLETT	1:15.667 55 Graham POWELL
ROW 2	1:12.770 69 David JENKINS	1:13.289 8 Steve HORNE
ROW 1	1:12.282 9 Stuart OLIVER	1:11.570 6 Chris LEVETT
<b>Pole</b>		
		

Pembrey  
Circuit Length = 1.4559 miles

**These results are provisional until the conclusion of any judicial and technical matters.**

Clerk of Course :

Timekeeper :



# Delphi British Truck Racing Association Championship (Class A)

## RACE 19 - CLASSIFICATION

POS	NO	CL	NAME	ENTRY	LAPS	TIME	GAP	DIFF	MPH	BEST	ON
1	9	A	Stuart OLIVER	Man TGA	10	12:07.545			72.03	1:11.844	6
2	6	A	Chris LEVETT	Man TGS 480	10	12:09.831	2.286	2.286	71.81	1:11.822	6
3	69	A	David JENKINS	Sisu SL 250	10	12:22.063	14.518	12.232	70.62	1:12.735	2
4	8	A	Steve HORNE	Mercedes Benz A	10	12:33.296	25.751	11.233	69.57	1:12.838	2
5	95	A	Richard COLLETT	ERF	10	12:34.002	26.457	0.706	69.51	1:13.745	5
6	55	A	Graham POWELL	ERF ECX	10	12:55.073	47.528	21.071	67.62	1:16.143	4
NOT CLASSIFIED											
DNF	60	A	Roger BROOKFIELD	DAE CF	7	9:20.742	3 laps	3 laps	65.42	1:17.241	4
NC	56	B	Ian GYPPS	Foden 4000 Seri	9	12:34.051	1 lap	0.000	62.55	1:20.469	5
DNF	32	B	Cees ZANDBERGEN	Scania T124	5	7:03.883	5 laps	4 laps	61.82	1:16.624	2
FASTEST LAP											
6	A	Chris LEVETT	Man TGS 480		6	1:11.822		72.97 mph		117.44 kph	
32	B	Cees ZANDBERGEN	Scania T124		2	1:16.624		68.40 mph		110.08 kph	

Weather / Track : Bright / Dry  
 These results are provisional until the conclusion of any judicial and technical matters.

Pembrey  
 Circuit Length = 1.4559 miles  
 Start: 16:45 End: 16:58

Clerk of Course :		Timekeeper :
-------------------	--	--------------

# Delphi British Truck Racing Association Championship (Class A)

## RACE 19 - LAP CHART

Lap 1			Lap 2			Lap 3			Lap 4			Lap 5		
No	Behind	Laptime	No	Behind	Laptime	No	Behind	Laptime	No	Behind	Laptime	No	Behind	Laptime
9		1:16.932	9		1:12.596	9		1:12.182	9		1:11.973	9		1:12.145
8	0.554	1:17.486	8	0.796	1:12.838	8	2.681	1:14.067	6	3.488	1:12.620	6	3.359	1:12.016
6	0.816	1:17.748	6	1.076	1:12.856	6	2.841	1:13.947	8	4.883	1:14.175	8	5.933	1:13.195
69	1.862	1:18.794	69	2.001	1:12.735	69	3.214	1:13.395	69	5.401	1:14.160	69	6.581	1:13.325
95	4.704	1:21.636	95	6.590	1:14.482	95	8.712	1:14.304	95	10.653	1:13.914	95	12.253	1:13.745
55	4.928	1:21.860	55	9.053	1:16.721	55	13.194	1:16.323	55	17.364	1:16.143	55	21.779	1:16.560
32	6.690	1:23.622	32	10.718	1:16.624	32	16.204	1:17.668	32	26.154	1:21.923	60	35.281	1:20.708
60	9.638	1:26.570	60	15.624	1:18.582	60	21.450	1:18.008	60	26.718	1:17.241	56	51.918	1:20.469
56	14.407	1:31.339	56	23.251	1:21.440	56	33.095	1:22.026	56	43.594	1:22.472	32	58.055	1:44.046

Pembrey  
Circuit Length = 1.4559 miles  
Start: 16:45 End: 16:58

# Delphi British Truck Racing Association Championship (Class A)

## RACE 19 - LAP CHART

Lap 6			Lap 7			Lap 8			Lap 9			Lap 10		
No	Behind	Laptime	No	Behind	Laptime	No	Behind	Laptime	No	Behind	Laptime	No	Behind	Laptime
9		1:11.844	9		1:12.069	9		1:12.654	9		1:12.823	9		1:12.327
6	3.337	1:11.822	6	3.401	1:12.133	6	2.767	1:12.020	6	2.263	1:12.319	6	2.286	1:12.350
8	7.569	1:13.480	8	9.241	1:13.741	8	11.280	1:14.693	56	1 LAP	1:26.287	69	14.518	1:14.208
69	7.775	1:13.038	69	9.647	1:13.941	69	11.316	1:14.323	69	12.637	1:14.144	8	25.751	1:14.754
95	15.038	1:14.629	95	17.623	1:14.654	95	19.464	1:14.495	95	22.679	1:16.038	95	26.457	1:16.105
55	26.138	1:16.203	55	31.727	1:17.658	55	37.319	1:18.246	8	23.324	1:24.867	56	1 LAP	1:27.298
60	42.119	1:18.682	60	51.001	1:20.951				55	43.699	1:19.203	55	47.528	1:16.156
56	1:01.737	1:21.663	56	1:10.725	1:21.057									

Pembrey  
 Circuit Length = 1.4559 miles  
 Start: 16:45 End: 16:58

**Delphi British Truck Racing Association Championship (Class B)**  
**QUALIFYING FOR RACE 6 - CLASSIFICATION**

POS	NO	CL	NAME	ENTRY	TIME	ON	LAPS	GAP	DIFF	MPH
1	32	B	Cees ZANDBERGEN	Scania T124	1:16.443	10	10			68.56
2	97	B	Garry GEORGE	Foden Alpha	1:16.928	6	7	0.485	0.485	68.13
3	58	B	Andrew LOVENBERRY	Sisu SL250	1:17.559	4	9	1.116	0.631	67.57
4	25	B	Ben HORNE	White Aerodyne	1:17.692	5	9	1.249	0.133	67.46
5	70	B	Brian BURT	Volvo White	1:17.961	5	10	1.518	0.269	67.22
6	81	B	Elton BOOCOCK	Seddon Atkinson	1:18.024	1	1	1.581	0.063	67.17
7	96	B	Gareth DAVIS	Seddon Atkinson	1:18.037	5	9	1.594	0.013	67.16
8	54	B	Steven POWELL	Ford Cargo	1:18.274	8	10	1.831	0.237	66.95
9	56	B	Ian GYPPS	Foden 4000 Seri	1:19.383	4	9	2.940	1.109	66.02
10	90	B	Adam ATKINS	White Road Boss	1:19.466	5	10	3.023	0.083	65.95

Weather / Track : Cloudy / Dry

These results are provisional until the conclusion of any judicial and technical matters.

Pembrey  
 Circuit Length = 1.4559 miles  
 Start: 10:47 End: 11:07

Clerk of Course :		Timekeeper :
-------------------	--	--------------

# Delphi British Truck Racing Association Championship (Class B)

## QUALIFYING FOR RACE 6 - LAP ANALYSIS

<b>25</b>	<b>Ben HORNE</b>		White Aerodyne				
1 -	1:20.692	+ 3.000	10:50:19.338	6 -	1:19.381	+ 1.689	11:02:34.745
2 -	1:18.586	+ 0.894	10:51:37.924	7 -	1:18.278	+ 0.586	11:03:53.023
3 -	7:01.997	+ 5:44.305	10:58:39.921	8 -	1:19.070	+ 1.378	11:05:12.093
4 -	1:17.751	+ 0.059	10:59:57.672	9 -	1:18.819	+ 1.127	11:06:30.912
5 -	<b>1:17.692</b>		<b>11:01:15.364</b>				
<b>32</b>	<b>Cees ZANDBERGEN</b>		Scania T124				
1 -	1:21.678	+ 5.235	10:50:58.355	6 -	1:17.579	+ 1.136	11:01:46.943
2 -	1:21.484	+ 5.041	10:52:19.839	7 -	1:17.498	+ 1.055	11:03:04.441
3 -	5:34.637	+ 4:18.194	10:57:54.476	8 -	1:16.865	+ 0.422	11:04:21.306
4 -	1:17.031	+ 0.588	10:59:11.507	9 -	1:16.987	+ 0.544	11:05:38.293
5 -	1:17.857	+ 1.414	11:00:29.364	10 -	<b>1:16.443</b>		<b>11:06:54.736</b>
<b>54</b>	<b>Steven POWELL</b>		Ford Cargo				
1 -	1:20.666	+ 2.392	10:50:56.778	6 -	1:18.616	+ 0.342	11:01:48.739
2 -	1:20.637	+ 2.363	10:52:17.415	7 -	1:18.531	+ 0.257	11:03:07.270
3 -	5:33.147	+ 4:14.873	10:57:50.562	8 -	<b>1:18.274</b>		<b>11:04:25.544</b>
4 -	1:19.062	+ 0.788	10:59:09.624	9 -	1:19.149	+ 0.875	11:05:44.693
5 -	1:20.499	+ 2.225	11:00:30.123	10 -	1:52.038 P	+ 33.764	11:07:36.731
<b>56</b>	<b>Ian GYPPE</b>		Foden 4000 Seri				
1 -	1:26.325	+ 6.942	10:51:06.327	6 -	1:20.064	+ 0.681	11:02:08.840
2 -	1:27.248	+ 7.865	10:52:33.575	7 -	1:20.742	+ 1.359	11:03:29.582
3 -	5:33.772	+ 4:14.389	10:58:07.347	8 -	1:21.521	+ 2.138	11:04:51.103
4 -	<b>1:19.383</b>		<b>10:59:26.730</b>	9 -	1:20.663	+ 1.280	11:06:11.766
5 -	1:22.046	+ 2.663	11:00:48.776				
<b>58</b>	<b>Andrew LOVENBERRY</b>		Sisu SL250				
1 -	1:38.983	+ 21.424	10:51:15.178	6 -	1:18.805	+ 1.246	11:02:21.670
2 -	1:27.272	+ 9.713	10:52:42.450	7 -	1:22.096	+ 4.537	11:03:43.766
3 -	5:41.929	+ 4:24.370	10:58:24.379	8 -	1:18.693	+ 1.134	11:05:02.459
4 -	<b>1:17.559</b>		<b>10:59:41.938</b>	9 -	1:19.390	+ 1.831	11:06:21.849
5 -	1:20.927	+ 3.368	11:01:02.865				
<b>70</b>	<b>Brian BURT</b>		Volvo White				
1 -	1:23.550	+ 5.589	10:51:01.641	6 -	1:18.804	+ 0.843	11:02:00.479
2 -	1:19.381	+ 1.420	10:52:21.022	7 -	1:18.378	+ 0.417	11:03:18.857
3 -	5:43.842	+ 4:25.881	10:58:04.864	8 -	1:18.565	+ 0.604	11:04:37.422
4 -	1:18.850	+ 0.889	10:59:23.714	9 -	1:19.817	+ 1.856	11:05:57.239
5 -	<b>1:17.961</b>		<b>11:00:41.675</b>	10 -	1:18.899	+ 0.938	11:07:16.138
<b>81</b>	<b>Elton BOOCOCK</b>		Seddon Atkinson				
1 -	<b>1:18.024</b>		<b>10:50:44.454</b>				
<b>90</b>	<b>Adam ATKINS</b>		White Road Boss				
1 -	1:23.707	+ 4.241	10:50:56.664	6 -	1:20.040	+ 0.574	11:01:56.090
2 -	1:23.343	+ 3.877	10:52:20.007	7 -	1:19.948	+ 0.482	11:03:16.038
3 -	5:34.371	+ 4:14.905	10:57:54.378	8 -	1:20.348	+ 0.882	11:04:36.386
4 -	1:22.206	+ 2.740	10:59:16.584	9 -	1:20.588	+ 1.122	11:05:56.974
5 -	<b>1:19.466</b>		<b>11:00:36.050</b>	10 -	1:20.857	+ 1.391	11:07:17.831
<b>96</b>	<b>Gareth DAVIS</b>		Seddon Atkinson				
1 -	1:21.095	+ 3.058	10:50:17.313	6 -	1:42.529	+ 24.492	11:02:41.853
2 -	1:20.078	+ 2.041	10:51:37.391	7 -	1:46.492	+ 28.455	11:04:28.345
3 -	6:43.949	+ 5:25.912	10:58:21.340	8 -	1:18.933	+ 0.896	11:05:47.278
4 -	1:19.947	+ 1.910	10:59:41.287	9 -	1:19.340	+ 1.303	11:07:06.618
5 -	<b>1:18.037</b>		<b>11:00:59.324</b>				
<b>97</b>	<b>Garry GEORGE</b>		Foden Alpha				
1 -	1:20.798	+ 3.870	10:50:17.798	5 -	1:17.733	+ 0.805	11:00:58.134
2 -	1:18.645	+ 1.717	10:51:36.443	6 -	<b>1:16.928</b>		<b>11:02:15.062</b>
3 -	6:44.349	+ 5:27.421	10:58:20.792	7 -	2:13.955 P	+ 57.027	11:04:29.017

Pembrey  
Circuit Length = 1.4559 miles  
Start: 10:47 End: 11:07


**Delphi British Truck Racing Association Championship (Class B)**  
**QUALIFYING FOR RACE 6 - LAP ANALYSIS**

4 -	1:19.609	+ 2.681	10:59:40.401			
-----	----------	---------	--------------	--	--	--

Pembrey  
Circuit Length = 1.4559 miles  
Start: 10:47 End: 11:07

# Delphi British Truck Racing Association Championship (Class B)

## RACE 6 - GRID

ROW 5	1:19.383 56 Ian GYPPS	1:19.466 90 Adam ATKINS
ROW 4	1:18.037 96 Gareth DAVIS	1:18.274 54 Steven POWELL
ROW 3	1:17.961 70 Brian BURT	1:18.024 81 Elton BOOCOCK
ROW 2	1:17.559 58 Andrew LOVENBERRY	1:17.692 25 Ben HORNE
ROW 1	1:16.443 32 Cees ZANDBERGEN	1:16.928 97 Garry GEORGE
<b>Pole</b>		
		

Pembrey  
Circuit Length = 1.4559 miles

**These results are provisional until the conclusion of any judicial and technical matters.**

Clerk of Course :		Timekeeper :
-------------------	--	--------------

# Delphi British Truck Racing Association Championship (Class B)

## RACE 6 - RESTART - CLASSIFICATION

POS	NO	CL	NAME	ENTRY	LAPS	TIME	GAP	DIFF	MPH	BEST	ON
1	96	B	Gareth DAVIS	Seddon Atkinson	4	5:30.020			63.52	1:21.205	3
2	32	B	Cees ZANDBERGEN	Scania T124	4	5:30.451	0.431	0.431	63.44	1:19.348	4
3	25	B	Ben HORNE	White Aerodyne	4	5:33.082	3.062	2.631	62.94	1:20.612	4
4	81	B	Elton BOOCOCK	Seddon Atkinson	4	5:34.276	4.256	1.194	62.71	1:17.326	4
5	58	B	Andrew LOVENBERRY	Sisu SL250	4	5:36.748	6.728	2.472	62.25	1:20.173	4
6	90	B	Adam ATKINS	White Road Boss	4	5:41.201	11.181	4.453	61.44	1:22.913	3
7	54	B	Steven POWELL	Ford Cargo	4	5:41.399	11.379	0.198	61.40	1:20.228	3
8	70	B	Brian BURT	Volvo White	4	5:48.168	18.148	6.769	60.21	1:21.577	3
9	56	B	Ian GYPPS	Foden 4000 Seri	4	6:00.789	30.769	12.621	58.10	1:24.845	3
NOT CLASSIFIED											
DNF	97	B	Garry GEORGE	Foden Alpha	0						
FASTEST LAP											
81	B	Elton BOOCOCK	Seddon Atkinson	4	1:17.326			67.77 mph		109.08 kph	

Weather / Track : Raining / Wet

These results are provisional until the conclusion of any judicial and technical matters.

Pembrey  
 Circuit Length = 1.4559 miles  
 Start: 16:52 End: 16:58

Clerk of Course :

Timekeeper :




# Delphi British Truck Racing Association Championship (Class B)

## RACE 6 - RESTART - LAP CHART

Lap 1			Lap 2			Lap 3			Lap 4		
No	Behind	Laptime	No	Behind	Laptime	No	Behind	Laptime	No	Behind	Laptime
58		1:25.128	96		1:21.299	96		1:21.205	96		1:21.493
96	0.895	1:26.023	58	0.529	1:22.723	32	2.576	1:20.672	32	0.431	1:19.348
32	4.773	1:29.901	32	3.109	1:20.530	25	3.943	1:20.864	25	3.062	1:20.612
90	5.560	1:30.688	25	4.284	1:20.798	58	8.048	1:28.724	81	4.256	1:17.326
25	5.680	1:30.808	90	7.571	1:24.205	81	8.423	1:19.849	58	6.728	1:20.173
56	10.593	1:35.721	81	9.779	1:19.314	90	9.279	1:22.913	90	11.181	1:23.395
54	10.889	1:36.017	54	11.442	1:22.747	54	10.465	1:20.228	54	11.379	1:22.407
70	12.086	1:37.214	70	15.582	1:25.690	70	15.954	1:21.577	70	18.148	1:23.687
81	12.659	1:37.787	56	15.654	1:27.255	56	19.294	1:24.845	56	30.769	1:32.968

Pembrey  
Circuit Length = 1.4559 miles  
Start: 16:52 End: 16:58

**Delphi British Truck Racing Association Championship (Class B)**  
**RACE 8 - GRID**

ROW 5	56   Ian GYPPS	97   Garry GEORGE
ROW 4	54   Steven POWELL	70   Brian BURT
ROW 3	58   Andrew LOVENBERRY	90   Adam ATKINS
ROW 2	25   Ben HORNE	81   Elton BOOCOCK
ROW 1	96   Gareth DAVIS	32   Cees ZANDBERGEN
<b>Pole</b>		
		

Pembrey  
Circuit Length = 1.4559 miles

**These results are provisional until the conclusion of any judicial and technical matters.**

Clerk of Course :		Timekeeper :
-------------------	--	--------------

# Delphi British Truck Racing Association Championship (Class B)

## RACE 8 - CLASSIFICATION

POS	NO	CL	NAME	ENTRY	LAPS	TIME	GAP	DIFF	MPH	BEST	ON
1	32	B	<b>Cees ZANDBERGEN</b>	Scania T124	3	4:02.294			64.89	1:18.247	3
2	81	B	<b>Elton BOOCOCK</b>	Seddon Atkinson	3	4:02.700	<b>0.406</b>	0.406	64.78	1:17.331	3
3	96	B	<b>Gareth DAVIS</b>	Seddon Atkinson	3	4:06.647	<b>4.353</b>	3.947	63.74	1:21.341	3
4	58	B	<b>Andrew LOVENBERRY</b>	Sisu SL250	3	4:07.088	<b>4.794</b>	0.441	63.63	1:20.728	3
5	25	B	<b>Ben HORNE</b>	White Aerodyne	3	4:07.361	<b>5.067</b>	0.273	63.56	1:20.058	2
6	97	B	<b>Garry GEORGE</b>	Foden Alpha	3	4:10.008	<b>7.714</b>	2.647	62.89	1:18.928	2
7	90	B	<b>Adam ATKINS</b>	White Road Boss	3	4:20.166	<b>17.872</b>	10.158	60.43	1:24.004	2
8	70	B	<b>Brian BURT</b>	Volvo White	3	4:25.563	<b>23.269</b>	5.397	59.20	1:24.026	2
NOT CLASSIFIED											
DNF	54	B	<b>Steven POWELL</b>	Ford Cargo	3	4:08.069	<b>5.775</b>		63.38		3
DNF	56	B	<b>Ian GYPPS</b>	Foden 4000 Seri	3	4:25.182	<b>22.888</b>	17.113	59.29	1:24.742	3
NC	60	A	<b>Roger BROOKFIELD</b>	DAE CF	3	4:36.836	<b>34.542</b>	11.654	56.79		2
DNF	69	A	<b>David JENKINS</b>	Sisu SL 250	2	3:24.621	<b>1 lap</b>	1 lap	51.22	1:46.155	1
FASTEST LAP											
	81	B	<b>Elton BOOCOCK</b>	Seddon Atkinson	3	1:17.331			67.77 mph	109.07 kph	
					1						

Weather / Track : Cloudy / Drying

These results are provisional until the conclusion of any judicial and technical matters.

Pembrey  
Circuit Length = 1.4559 miles  
Start: 09:34 End: 09:41

Clerk of Course :


Timekeeper :

# Delphi British Truck Racing Association Championship (Class B)

## RACE 8 - LAP CHART

Lap 1			Lap 2			Lap 3		
No	Behind	Laptime	No	Behind	Laptime	No	Behind	Laptime
96		1:23.357	32		1:20.569	32		1:18.247
32	0.121	1:23.478	96	1.259	1:21.949	81	0.406	1:17.331
81	0.470	1:23.827	81	1.322	1:21.542	96	4.353	1:21.341
58	2.097	1:25.454	58	2.313	1:20.906	58	4.794	1:20.728
25	3.300	1:26.657	25	2.668	1:20.058	25	5.067	1:20.646
54	6.561	1:29.918	54	5.092	1:19.221	54	5.775	1:18.930
97	7.905	1:31.262	97	6.143	1:18.928	97	7.714	1:19.818
90	8.688	1:32.045	90	12.002	1:24.004	90	17.872	1:24.117
56	11.100	1:34.457	56	16.393	1:25.983	56	22.888	1:24.742
60	12.635	1:35.992	70	16.714	1:24.026	70	23.269	1:24.802
70	13.378	1:36.735	60	17.411	1:25.466	60	34.542	1:35.378
69	22.798	1:46.155	69	40.574	1:38.466			

**Delphi British Truck Racing Association Championship (Class B)**  
**RACE 14 - GRID**

ROW 5	56   Ian GYPPS	54   Steven POWELL
ROW 4	90   Adam ATKINS	70   Brian BURT
ROW 3	25   Ben HORNE	97   Garry GEORGE
ROW 2	96   Gareth DAVIS	58   Andrew LOVENBERRY
ROW 1	32   Cees ZANDBERGEN	81   Elton BOOCOCK
<b>Pole</b>		
		

Pembrey  
Circuit Length = 1.4559 miles

**These results are provisional until the conclusion of any judicial and technical matters.**

Clerk of Course :		Timekeeper :
-------------------	--	--------------

# Delphi British Truck Racing Association Championship (Class B)

## RACE 14 - CLASSIFICATION

POS	NO	CL	NAME	ENTRY	LAPS	TIME	GAP	DIFF	MPH	BEST	ON
1	81	B	<b>Elton BOOCOCK</b>	Seddon Atkinson	10	12:51.516			67.93	1:15.495	2
2	32	B	<b>Cees ZANDBERGEN</b>	Scania T124	10	12:52.403	<b>0.887</b>	0.887	67.85	1:16.118	6
3	25	B	<b>Ben HORNE</b>	White Aerodyne	10	13:12.787	<b>21.271</b>	20.384	66.11	1:17.615	3
4	96	B	<b>Gareth DAVIS</b>	Seddon Atkinson	10	13:21.684	<b>30.168</b>	8.897	65.37	1:18.808	3
5	70	B	<b>Brian BURT</b>	Volvo White	10	13:23.519	<b>32.003</b>	1.835	65.22	1:19.283	4
6	90	B	<b>Adam ATKINS</b>	White Road Boss	10	13:38.759	<b>47.243</b>	15.240	64.01	1:20.558	6
7	54	B	<b>Steven POWELL</b>	Ford Cargo	9	13:31.029	<b>1 lap</b>	1 lap	58.16	1:18.157	5
8	56	B	<b>Ian GYPPS</b>	Foden 4000 Seri	9	13:32.039	<b>1 lap</b>	1.010	58.08	1:18.707	3
NOT CLASSIFIED											
DNF	97	B	<b>Garry GEORGE</b>	Foden Alpha	7	9:59.951	<b>3 laps</b>	2 laps	61.15	1:17.480	3
DNF	58	B	<b>Andrew LOVENBERRY</b>	Sisu SL250	3	3:55.530	<b>7 laps</b>	4 laps	66.75	1:17.095	2
FASTEST LAP											
81	B	<b>Elton BOOCOCK</b>	Seddon Atkinson	2	1:15.495			69.42 mph		111.72 kph	

Weather / Track : Bright / Dry  
 These results are provisional until the conclusion of any judicial and technical matters.

Pembrey  
 Circuit Length = 1.4559 miles  
 Start: 13:54 End: 14:08

Clerk of Course :		Timekeeper :
-------------------	--	--------------

# Delphi British Truck Racing Association Championship (Class B)

## RACE 14 - LAP CHART

Lap 1			Lap 2			Lap 3			Lap 4			Lap 5		
No	Behind	Laptime	No	Behind	Laptime	No	Behind	Laptime	No	Behind	Laptime	No	Behind	Laptime
81		1:18.194	81		1:15.495	81		1:16.203	81		1:16.624	81		1:17.348
32	0.870	1:19.064	32	2.563	1:17.188	32	3.547	1:17.187	32	4.032	1:17.109	32	3.554	1:16.870
97	1.419	1:19.613	97	3.908	1:17.984	97	5.185	1:17.480	97	7.006	1:18.445	97	8.264	1:18.606
58	3.136	1:21.330	58	4.736	1:17.095	58	5.638	1:17.105	25	12.341	1:18.508	25	13.405	1:18.412
25	5.996	1:24.190	25	9.045	1:18.544	25	10.457	1:17.615	96	16.645	1:19.786	96	18.522	1:19.225
96	6.189	1:24.383	96	10.878	1:20.184	96	13.483	1:18.808	70	17.860	1:19.283	70	19.969	1:19.457
70	7.459	1:25.653	70	11.927	1:19.963	70	15.201	1:19.477	54	1 LAP	2:29.791	54	1 LAP	1:19.156
54	7.806	1:26.000	56	15.493	1:21.854	56	17.997	1:18.707	90	26.016	1:21.260	90	29.866	1:21.198
56	9.134	1:27.328	90	16.887	1:22.986	90	21.380	1:20.696	56	34.757	1:33.384			
90	9.396	1:27.590	54	26.926	1:34.615									

Pembrey  
 Circuit Length = 1.4559 miles  
 Start: 13:54 End: 14:08

# Delphi British Truck Racing Association Championship (Class B)

## RACE 14 - LAP CHART

Lap 6			Lap 7			Lap 8			Lap 9			Lap 10		
No	Behind	Laptime	No	Behind	Laptime	No	Behind	Laptime	No	Behind	Laptime	No	Behind	Laptime
81		1:17.077	81		1:17.041	81		1:17.730	81		1:17.532	81		1:18.272
32	2.595	1:16.118	32	2.331	1:16.777	32	1.076	1:16.475	32	0.370	1:16.826	32	0.887	1:18.789
25	14.874	1:18.546	25	16.585	1:18.752	25	17.864	1:19.009	25	19.797	1:19.465	25	21.271	1:19.746
97	15.037	1:23.850	96	23.737	1:19.980	96	25.745	1:19.738	96	28.665	1:20.452	96	30.168	1:19.775
56	1 LAP	2:19.754	70	26.325	1:20.212	70	28.158	1:19.563	70	30.740	1:20.114	70	32.003	1:19.535
96	20.798	1:19.353	56	1 LAP	1:24.960	56	1 LAP	1:22.287	56	1 LAP	1:21.546	54	1 LAP	1:20.013
70	23.154	1:20.262	54	1 LAP	1:22.558	54	1 LAP	1:20.325	54	1 LAP	1:20.414	56	1 LAP	1:22.219
54	1 LAP	1:18.157	90	38.639	1:22.333	90	41.643	1:20.734	90	44.794	1:20.683	90	47.243	1:20.721
90	33.347	1:20.558	97	1:01.969	2:03.973									

Pembrey  
 Circuit Length = 1.4559 miles  
 Start: 13:54 End: 14:08



**Universal Racing Services Classic Formula Ford 2000 Championship**  
**QUALIFYING FOR RACE 2 - CLASSIFICATION**

POS	NO	CL	NAME	ENTRY	TIME	ON	LAPS	GAP	DIFF	MPH
1	18	A	Tom POPE	Van Diemen RF81	1:06.886	4	13			78.35
2	5	A	Andy HUXTABLE	Van Diemen RF83	1:07.268	16	17	0.382	0.382	77.91
3	19	A	Scott TEMPLE	Van Diemen RF82	1:07.568	5	16	0.682	0.300	77.56
4	49	A	Malcolm COOK	Van Diemen RF83	1:08.598	12	12	1.712	1.030	76.40
5	16	A	Andrew POWELL	Van Diemen RF82	1:09.142	12	15	2.256	0.544	75.80
6	66	A	Peter CHIPPENDALE	Van Diemen RF82	1:09.232	5	16	2.346	0.090	75.70
7	1	B	Clive WOOD	Reynard SF79	1:09.338	5	16	2.452	0.106	75.58
8	75	B	Colin WRIGHT	FF2000 Reynard	1:09.883	16	16	2.997	0.545	74.99
9	46	A	Paul ALLEN	Van Diemen RF81	1:09.925	16	16	3.039	0.042	74.95
10	6	B	Jeremy MAIN	Reynard SF79	1:10.091	12	14	3.205	0.166	74.77
11	34	B	Dale SPRUCE	Reynard FF2000	1:10.137	10	16	3.251	0.046	74.72
12	40	A	Ken THOROGOOD	Van Diemen RF82	1:10.584	16	16	3.698	0.447	74.25
13	98	A	Rodney TOFT	Van Diemen RF82	1:10.619	15	16	3.733	0.035	74.21
14	48	A	Kevin LEWIS	Van Diemen RF82	1:10.823	14	15	3.937	0.204	74.00
15	57	A	Chris LEVY	Van Diemen RF83	1:11.034	15	15	4.148	0.211	73.78
16	23	B	Terry SWINSON	Reynard SF79	1:13.489	4	10	6.603	2.455	71.31

Weather / Track : Raining / Damp

These results are provisional until the conclusion of any judicial and technical matters.

Pembrey  
 Circuit Length = 1.4559 miles  
 Start: 09:54 End: 10:19

Clerk of Course :		Timekeeper :
-------------------	--	--------------

# Universal Racing Services Classic Formula Ford 2000 Championship

## QUALIFYING FOR RACE 2 - LAP ANALYSIS

<b>1</b>	<b>Clive WOOD</b>		Reynard SF79				
1 -	1:18.780	+ 9.442	9:56:14.925	9 -	1:10.348	+ 1.010	10:09:57.548
2 -	1:12.280	+ 2.942	9:57:27.205	10 -	1:09.765	+ 0.427	10:11:07.313
3 -	1:12.093	+ 2.755	9:58:39.298	11 -	1:10.459	+ 1.121	10:12:17.772
4 -	1:14.265	+ 4.927	9:59:53.563	12 -	1:10.297	+ 0.959	10:13:28.069
5 -	<b>1:09.338</b>		<b>10:01:02.901</b>	13 -	1:10.220	+ 0.882	10:14:38.289
6 -	1:11.939	+ 2.601	10:02:14.840	14 -	1:12.499	+ 3.161	10:15:50.788
7 -	5:20.163	+ 4:10.825	10:07:35.003	15 -	1:10.890	+ 1.552	10:17:01.678
8 -	1:12.197	+ 2.859	10:08:47.200	16 -	1:10.627	+ 1.289	10:18:12.305
<b>5</b>	<b>Andy HUXTABLE</b>		Van Diemen RF83				
1 -	1:14.570	+ 7.302	9:55:51.729	10 -	1:08.199	+ 0.931	10:10:48.963
2 -	1:10.574	+ 3.306	9:57:02.303	11 -	1:07.491	+ 0.223	10:11:56.454
3 -	1:08.949	+ 1.681	9:58:11.252	12 -	1:07.383	+ 0.115	10:13:03.837
4 -	1:07.427	+ 0.159	9:59:18.679	13 -	1:09.727	+ 2.459	10:14:13.564
5 -	1:08.810	+ 1.542	10:00:27.489	14 -	1:09.939	+ 2.671	10:15:23.503
6 -	1:08.572	+ 1.304	10:01:36.061	15 -	1:08.441	+ 1.173	10:16:31.944
7 -	5:34.882	+ 4:27.614	10:07:10.943	16 -	<b>1:07.268</b>		<b>10:17:39.212</b>
8 -	1:09.384	+ 2.116	10:08:20.327	17 -	1:07.742	+ 0.474	10:18:46.954
9 -	1:20.437	+ 13.169	10:09:40.764				
<b>6</b>	<b>Jeremy MAIN</b>		Reynard SF79				
1 -	1:16.442	+ 6.351	9:55:52.401	8 -	1:14.970	+ 4.879	10:08:35.230
2 -	1:12.622	+ 2.531	9:57:05.023	9 -	1:10.686	+ 0.595	10:09:45.916
3 -	1:11.356	+ 1.265	9:58:16.379	10 -	1:12.312	+ 2.221	10:10:58.228
4 -	1:13.043	+ 2.952	9:59:29.422	11 -	1:10.245	+ 0.154	10:12:08.473
5 -	1:10.396	+ 0.305	10:00:39.818	12 -	<b>1:10.091</b>		<b>10:13:18.564</b>
6 -	1:20.460	+ 10.369	10:02:00.278	13 -	1:11.104	+ 1.013	10:14:29.668
7 -	5:19.982	+ 4:09.891	10:07:20.260	14 -	1:31.119 P	+ 21.028	10:16:00.787
<b>16</b>	<b>Andrew POWELL</b>		Van Diemen RF82				
1 -	1:21.567	+ 12.425	9:56:12.393	9 -	1:11.344	+ 2.202	10:11:10.849
2 -	1:14.024	+ 4.882	9:57:26.417	10 -	1:11.504	+ 2.362	10:12:22.353
3 -	1:12.828	+ 3.686	9:58:39.245	11 -	1:10.037	+ 0.895	10:13:32.390
4 -	1:14.687	+ 5.545	9:59:53.932	12 -	<b>1:09.142</b>		<b>10:14:41.532</b>
5 -	1:09.797	+ 0.655	10:01:03.729	13 -	1:11.987	+ 2.845	10:15:53.519
6 -	1:12.322	+ 3.180	10:02:16.051	14 -	1:14.551	+ 5.409	10:17:08.070
7 -	6:33.273	+ 5:24.131	10:08:49.324	15 -	1:09.309	+ 0.167	10:18:17.379
8 -	1:10.181	+ 1.039	10:09:59.505				
<b>18</b>	<b>Tom POPE</b>		Van Diemen RF81				
1 -	1:14.754	+ 7.868	9:55:52.506	8 -	1:08.483	+ 1.597	10:08:18.738
2 -	1:09.919	+ 3.033	9:57:02.425	9 -	1:07.370	+ 0.484	10:09:26.108
3 -	1:09.810	+ 2.924	9:58:12.235	10 -	1:08.046	+ 1.160	10:10:34.154
4 -	<b>1:06.886</b>		<b>9:59:19.121</b>	11 -	1:07.384	+ 0.498	10:11:41.538
5 -	1:07.730	+ 0.844	10:00:26.851	12 -	1:07.444	+ 0.558	10:12:48.982
6 -	1:08.079	+ 1.193	10:01:34.930	13 -	1:07.067	+ 0.181	10:13:56.049
7 -	5:35.325	+ 4:28.439	10:07:10.255				
<b>19</b>	<b>Scott TEMPLE</b>		Van Diemen RF82				
1 -	1:12.499	+ 4.931	9:55:54.779	9 -	1:09.325	+ 1.757	10:09:55.370
2 -	1:10.405	+ 2.837	9:57:05.184	10 -	1:09.462	+ 1.894	10:11:04.832
3 -	1:08.716	+ 1.148	9:58:13.900	11 -	1:09.232	+ 1.664	10:12:14.064
4 -	1:08.044	+ 0.476	9:59:21.944	12 -	1:08.529	+ 0.961	10:13:22.593
5 -	<b>1:07.568</b>		<b>10:00:29.512</b>	13 -	1:08.771	+ 1.203	10:14:31.364
6 -	1:08.471	+ 0.903	10:01:37.983	14 -	1:09.366	+ 1.798	10:15:40.730
7 -	5:57.895	+ 4:50.327	10:07:35.878	15 -	1:07.938	+ 0.370	10:16:48.668
8 -	1:10.167	+ 2.599	10:08:46.045	16 -	1:28.914 P	+ 21.346	10:18:17.582
<b>23</b>	<b>Terry SWINSON</b>		Reynard SF79				
1 -	1:41.832	+ 28.343	9:56:23.979	6 -	1:16.740	+ 3.251	10:13:48.836
2 -	1:20.936	+ 7.447	9:57:44.915	7 -	1:17.430	+ 3.941	10:15:06.266
3 -	1:20.008	+ 6.519	9:59:04.923	8 -	1:16.864	+ 3.375	10:16:23.130

Pembrey  
Circuit Length = 1.4559 miles  
Start: 09:54 End: 10:19

**Universal Racing Services Classic Formula Ford 2000 Championship**  
**QUALIFYING FOR RACE 2 - LAP ANALYSIS**

4 -	1:13.489		10:00:18.412	9 -	1:14.118	+ 0.629	10:17:37.248
5 -	12:13.684	+ 11:00.195	10:12:32.096	10 -	1:14.321	+ 0.832	10:18:51.569
<b>34</b>	<b>Dale SPRUCE</b>			<b>Reynard FF2000</b>			
1 -	1:19.065	+ 8.928	9:56:10.658	9 -	1:10.792	+ 0.655	10:09:43.540
2 -	1:13.240	+ 3.103	9:57:23.898	10 -	<b>1:10.137</b>		<b>10:10:53.677</b>
3 -	1:10.866	+ 0.729	9:58:34.764	11 -	1:10.833	+ 0.696	10:12:04.510
4 -	1:11.069	+ 0.932	9:59:45.833	12 -	1:10.590	+ 0.453	10:13:15.100
5 -	1:11.042	+ 0.905	10:00:56.875	13 -	1:12.458	+ 2.321	10:14:27.558
6 -	1:13.185	+ 3.048	10:02:10.060	14 -	1:24.261	+ 14.124	10:15:51.819
7 -	5:10.329	+ 4:00.192	10:07:20.389	15 -	1:11.134	+ 0.997	10:17:02.953
8 -	1:12.359	+ 2.222	10:08:32.748	16 -	1:10.592	+ 0.455	10:18:13.545
<b>40</b>	<b>Ken THOROGOOD</b>			<b>Van Diemen RF82</b>			
1 -	1:21.081	+ 10.497	9:56:08.449	9 -	1:12.756	+ 2.172	10:09:49.329
2 -	1:12.627	+ 2.043	9:57:21.076	10 -	1:13.198	+ 2.614	10:11:02.527
3 -	1:11.212	+ 0.628	9:58:32.288	11 -	1:11.993	+ 1.409	10:12:14.520
4 -	1:11.569	+ 0.985	9:59:43.857	12 -	1:11.378	+ 0.794	10:13:25.898
5 -	1:11.097	+ 0.513	10:00:54.954	13 -	1:12.000	+ 1.416	10:14:37.898
6 -	1:15.370	+ 4.786	10:02:10.324	14 -	1:12.600	+ 2.016	10:15:50.498
7 -	5:14.920	+ 4:04.336	10:07:25.244	15 -	1:12.088	+ 1.504	10:17:02.586
8 -	1:11.329	+ 0.745	10:08:36.573	16 -	<b>1:10.584</b>		<b>10:18:13.170</b>
<b>46</b>	<b>Paul ALLEN</b>			<b>Van Diemen RF81</b>			
1 -	1:20.223	+ 10.298	9:56:10.447	9 -	1:11.925	+ 2.000	10:09:49.820
2 -	1:15.283	+ 5.358	9:57:25.730	10 -	1:11.074	+ 1.149	10:11:00.894
3 -	1:12.793	+ 2.868	9:58:38.523	11 -	1:10.804	+ 0.879	10:12:11.698
4 -	1:12.327	+ 2.402	9:59:50.850	12 -	1:11.549	+ 1.624	10:13:23.247
5 -	1:11.637	+ 1.712	10:01:02.487	13 -	1:10.956	+ 1.031	10:14:34.203
6 -	1:11.825	+ 1.900	10:02:14.312	14 -	1:11.665	+ 1.740	10:15:45.868
7 -	5:11.865	+ 4:01.940	10:07:26.177	15 -	1:10.683	+ 0.758	10:16:56.551
8 -	1:11.718	+ 1.793	10:08:37.895	16 -	<b>1:09.925</b>		<b>10:18:06.476</b>
<b>48</b>	<b>Kevin LEWIS</b>			<b>Van Diemen RF82</b>			
1 -	1:23.572	+ 12.749	9:56:09.887	9 -	1:15.245	+ 4.422	10:11:00.709
2 -	1:22.354	+ 11.531	9:57:32.241	10 -	1:15.541	+ 4.718	10:12:16.250
3 -	1:13.321	+ 2.498	9:58:45.562	11 -	1:17.416	+ 6.593	10:13:33.666
4 -	1:13.145	+ 2.322	9:59:58.707	12 -	1:13.336	+ 2.513	10:14:47.002
5 -	1:14.605	+ 3.782	10:01:13.312	13 -	1:12.731	+ 1.908	10:15:59.733
6 -	6:05.260	+ 4:54.437	10:07:18.572	14 -	<b>1:10.823</b>		<b>10:17:10.556</b>
7 -	1:13.978	+ 3.155	10:08:32.550	15 -	1:11.715	+ 0.892	10:18:22.271
8 -	1:12.914	+ 2.091	10:09:45.464				
<b>49</b>	<b>Malcolm COOK</b>			<b>Van Diemen RF83</b>			
1 -	1:13.285	+ 4.687	9:55:56.840	7 -	5:06.226	+ 3:57.628	10:07:15.209
2 -	1:10.110	+ 1.512	9:57:06.950	8 -	1:11.439	+ 2.841	10:08:26.648
3 -	1:09.676	+ 1.078	9:58:16.626	9 -	1:09.681	+ 1.083	10:09:36.329
4 -	1:11.684	+ 3.086	9:59:28.310	10 -	1:08.900	+ 0.302	10:10:45.229
5 -	1:09.876	+ 1.278	10:00:38.186	11 -	1:09.399	+ 0.801	10:11:54.628
6 -	1:30.797	+ 22.199	10:02:08.983	12 -	<b>1:08.598</b>		<b>10:13:03.226</b>
<b>57</b>	<b>Chris LEVY</b>			<b>Van Diemen RF83</b>			
1 -	1:25.352	+ 14.318	9:56:19.215	9 -	1:13.406	+ 2.372	10:11:11.853
2 -	1:28.018	+ 16.984	9:57:47.233	10 -	1:12.059	+ 1.025	10:12:23.912
3 -	1:17.034	+ 6.000	9:59:04.267	11 -	1:11.651	+ 0.617	10:13:35.563
4 -	1:13.803	+ 2.769	10:00:18.070	12 -	1:12.973	+ 1.939	10:14:48.536
5 -	1:33.021	+ 21.987	10:01:51.091	13 -	1:13.361	+ 2.327	10:16:01.897
6 -	5:38.239	+ 4:27.205	10:07:29.330	14 -	1:13.164	+ 2.130	10:17:15.061
7 -	1:14.726	+ 3.692	10:08:44.056	15 -	<b>1:11.034</b>		<b>10:18:26.095</b>
8 -	1:14.391	+ 3.357	10:09:58.447				
<b>66</b>	<b>Peter CHIPPENDALE</b>			<b>Van Diemen RF82</b>			
1 -	1:14.711	+ 5.479	9:55:54.094	9 -	1:10.169	+ 0.937	10:10:19.821
2 -	1:12.777	+ 3.545	9:57:06.871	10 -	1:10.147	+ 0.915	10:11:29.968

Pembrey  
 Circuit Length = 1.4559 miles  
 Start: 09:54 End: 10:19


**Universal Racing Services Classic Formula Ford 2000 Championship**  
**QUALIFYING FOR RACE 2 - LAP ANALYSIS**

3 -	1:12.336	+ 3.104	9:58:19.207	11 -	1:09.574	+ 0.342	10:12:39.542
4 -	1:12.767	+ 3.535	9:59:31.974	12 -	1:10.192	+ 0.960	10:13:49.734
5 -	<b>1:09.232</b>		<b>10:00:41.206</b>	13 -	1:12.812	+ 3.580	10:15:02.546
6 -	1:25.560 P	+ 16.328	10:02:06.766	14 -	1:10.305	+ 1.073	10:16:12.851
7 -	5:51.895	+ 4:42.663	10:07:58.661	15 -	1:09.980	+ 0.748	10:17:22.831
8 -	1:10.991	+ 1.759	10:09:09.652	16 -	1:09.520	+ 0.288	10:18:32.351
<b>75</b>	<b>Colin WRIGHT</b>		<b>FF2000 Reynard</b>				
1 -	1:14.931	+ 5.048	9:55:50.890	9 -	1:11.773	+ 1.890	10:09:38.244
2 -	1:11.238	+ 1.355	9:57:02.128	10 -	1:10.852	+ 0.969	10:10:49.096
3 -	1:11.439	+ 1.556	9:58:13.567	11 -	1:09.947	+ 0.064	10:11:59.043
4 -	1:14.389	+ 4.506	9:59:27.956	12 -	1:11.212	+ 1.329	10:13:10.255
5 -	1:09.981	+ 0.098	10:00:37.937	13 -	1:11.131	+ 1.248	10:14:21.386
6 -	1:13.512	+ 3.629	10:01:51.449	14 -	1:09.973	+ 0.090	10:15:31.359
7 -	5:23.056	+ 4:13.173	10:07:14.505	15 -	1:10.834	+ 0.951	10:16:42.193
8 -	1:11.966	+ 2.083	10:08:26.471	16 -	<b>1:09.883</b>		<b>10:17:52.076</b>
<b>98</b>	<b>Rodney TOFT</b>		<b>Van Diemen RF82</b>				
1 -	1:20.426	+ 9.807	9:56:07.566	9 -	1:12.428	+ 1.809	10:09:51.858
2 -	1:12.273	+ 1.654	9:57:19.839	10 -	1:14.803	+ 4.184	10:11:06.661
3 -	1:11.486	+ 0.867	9:58:31.325	11 -	1:15.470	+ 4.851	10:12:22.131
4 -	1:11.252	+ 0.633	9:59:42.577	12 -	1:12.888	+ 2.269	10:13:35.019
5 -	1:11.200	+ 0.581	10:00:53.777	13 -	1:14.753	+ 4.134	10:14:49.772
6 -	1:16.016	+ 5.397	10:02:09.793	14 -	1:12.512	+ 1.893	10:16:02.284
7 -	5:17.789	+ 4:07.170	10:07:27.582	15 -	<b>1:10.619</b>		<b>10:17:12.903</b>
8 -	1:11.848	+ 1.229	10:08:39.430	16 -	1:10.817	+ 0.198	10:18:23.720

Pembrey  
 Circuit Length = 1.4559 miles  
 Start: 09:54 End: 10:19

# Universal Racing Services Classic Formula Ford 2000 Championship

## RACE 2 - GRID

ROW 8	1:11.034 57   Chris LEVY	1:13.489 23   Terry SWINSON
ROW 7	1:10.619 98   Rodney TOFT	1:10.823 48   Kevin LEWIS
ROW 6	1:10.137 34   Dale SPRUCE	1:10.584 40   Ken THOROGOOD
ROW 5	1:09.925 46   Paul ALLEN	1:10.091 6   Jeremy MAIN
ROW 4	1:09.338 1   Clive WOOD	1:09.883 75   Colin WRIGHT
ROW 3	1:09.142 16   Andrew POWELL	1:09.232 66   Peter CHIPPENDALE
ROW 2	1:07.568 19   Scott TEMPLE	1:08.598 49   Malcolm COOK
ROW 1	1:06.886 18   Tom POPE	1:07.268 5   Andy HUXTABLE
<b>Pole</b>		
		

Pembrey  
Circuit Length = 1.4559 miles

**These results are provisional until the conclusion of any judicial and technical matters.**

Clerk of Course :

Timekeeper :

# Universal Racing Services Classic Formula Ford 2000 Championship

## RACE 2 - CLASSIFICATION - AMENDED

POS	NO	CL	NAME	ENTRY	LAPS	TIME	GAP	DIFF	MPH	BEST	ON
1	5	A	Andy HUXTABLE	Van Diemen RF83	15	15:19.522			85.49	59.555	4
2	1	A	Clive WOOD	Reynard SF79	15	15:25.445	5.923	5.923	84.95	59.750	11
3	18	A	Tom POPE	Van Diemen RF81	15	15:25.518	5.996	0.073	84.94	1:00.078	4
4	19	A	Scott TEMPLE	Van Diemen RF82	15	15:26.002	6.480	0.484	84.89	1:00.372	8
5	16	A	Andrew POWELL	Van Diemen RF82	15	15:26.958	7.436	0.956	84.81	1:00.274	8
6	49	A	Malcolm COOK	Van Diemen RF83	15	15:43.170	23.648	16.212	83.35	1:01.362	10
7	40	A	Ken THOROGOOD	Van Diemen RF82	15	15:44.102	24.580	0.932	83.27	1:00.677	10
8	34	B	Dale SPRUCE	Reynard FF2000	15	15:50.784	31.262	6.682	82.68	1:01.577	9
9	48	A	Kevin LEWIS	Van Diemen RF82	15	15:51.226	31.704	0.442	82.64	1:01.315	9
10	57	A	Chris LEVY	Van Diemen RF83	15	15:52.982	33.460	1.756	82.49	1:01.867	12
11	98	A	Rodney TOFT	Van Diemen RF82	15	15:56.016	36.494	3.034	82.23	1:01.665	11
12	15	A	John WILSON	Van Diemen RF82	15	16:06.193	46.671	10.177	81.36	1:01.737	5
13	46	A	Paul ALLEN	Van Diemen RF81	15	16:08.791	49.269	2.598	81.14	1:02.093	11
14	23	B	Terry SWINSON	Reynard SF79	14	15:32.968	1 lap	1 lap	78.64	1:02.771	8

### NOT CLASSIFIED

DNF	66	A	Peter CHIPPENDALE	Van Diemen RF82	12	12:17.624	3 laps	2 laps	85.26	59.928	5
DNF	6	B	Jeremy MAIN	Reynard SF79	12	12:51.354	3 laps	33.730	81.53	1:02.062	3
DNF	75	B	Colin WRIGHT	FF2000 Reynard	1	1:10.388	14 laps	11 laps	74.46	1:06.499	1

### FASTEST LAP

5	A	Andy HUXTABLE	Van Diemen RF83	4	59.555	88.00 mph	141.63 kph
34	B	Dale SPRUCE	Reynard FF2000	9	1:01.577	85.11 mph	136.97 kph

Weather / Track : Light Rain / Damp

These results are provisional until the conclusion of any judicial and technical matters.

Pembrey  
Circuit Length = 1.4559 miles  
Start: 14:08 End: 14:24

Clerk of Course :

Timekeeper :

# Universal Racing Services Classic Formula Ford 2000 Championship

## RACE 2 - LAP CHART

Lap 1			Lap 2			Lap 3			Lap 4			Lap 5		
No	Behind	Laptime	No	Behind	Laptime	No	Behind	Laptime	No	Behind	Laptime	No	Behind	Laptime
18		1:07.747	5		1:02.169	5		1:00.077	5		59.555	5		59.844
5	0.135	1:06.536	18	0.113	1:02.417	18	0.665	1:00.629	18	1.188	1:00.078	18	1.736	1:00.392
66	0.443	1:05.208	66	0.356	1:02.217	66	1.146	1:00.867	66	1.889	1:00.298	66	1.973	59.928
19	1.339	1:07.114	19	1.276	1:02.241	19	2.379	1:01.180	19	3.385	1:00.561	1	4.397	1:00.547
75	2.557	1:06.499	16	1.778	1:01.245	1	2.841	1:00.532	1	3.694	1:00.408	19	4.694	1:01.153
16	2.837	1:07.979	1	2.386	1:01.178	16	3.126	1:01.425	16	4.097	1:00.526	16	5.215	1:00.962
1	3.512	1:08.068	6	4.196	1:02.532	6	6.181	1:02.062	6	9.220	1:02.594	49	11.434	1:01.837
6	3.968	1:07.676	49	4.963	1:02.908	49	7.130	1:02.244	49	9.441	1:01.866	6	13.018	1:03.642
49	4.359	1:09.471	40	5.303	1:02.827	40	7.451	1:02.225	40	10.158	1:02.262	40	13.121	1:02.807
40	4.780	1:07.659	34	6.321	1:03.266	34	8.012	1:01.768	34	10.378	1:01.921	34	13.412	1:02.878
34	5.359	1:08.630	46	6.838	1:03.256	46	9.337	1:02.576	46	12.221	1:02.439	46	14.791	1:02.414
46	5.886	1:09.717	57	7.424	1:03.378	57	9.584	1:02.237	57	12.378	1:02.349	57	15.051	1:02.517
57	6.350	1:08.520	48	7.840	1:03.243	48	10.111	1:02.348	48	12.537	1:01.981	48	15.565	1:02.872
48	6.901	1:09.426	15	9.397	1:04.697	15	11.870	1:02.550	15	14.324	1:02.009	15	16.217	1:01.737
15	7.004	1:08.633	98	10.051	1:04.512	98	12.753	1:02.779	98	15.478	1:02.280	98	17.838	1:02.204
98	7.843	1:10.356	23	20.210	1:09.831	23	24.370	1:04.237	23	28.018	1:03.203	23	31.348	1:03.174
23	12.683	1:13.299												

Pembrey  
 Circuit Length = 1.4559 miles  
 Start: 14:08 End: 14:24

# Universal Racing Services Classic Formula Ford 2000 Championship

## RACE 2 - LAP CHART

Lap 6			Lap 7			Lap 8			Lap 9			Lap 10		
No	Behind	Laptime	No	Behind	Laptime	No	Behind	Laptime	No	Behind	Laptime	No	Behind	Laptime
5		59.559	5		1:00.187	5		1:00.268	5		1:00.461	5		1:00.586
18	4.177	1:02.000	18	4.782	1:00.792	18	4.815	1:00.301	66	6.044	1:01.350	66	5.419	59.961
66	4.369	1:01.955	66	5.369	1:01.187	66	5.155	1:00.054	18	6.288	1:01.934	1	6.346	1:00.534
1	4.983	1:00.145	1	5.750	1:00.954	1	5.854	1:00.372	1	6.398	1:01.005	18	7.054	1:01.352
19	6.257	1:01.122	19	7.013	1:00.943	19	7.117	1:00.372	19	7.243	1:00.587	19	7.645	1:00.988
16	6.485	1:00.829	16	7.397	1:01.099	16	7.403	1:00.274	16	7.641	1:00.699	16	7.884	1:00.829
49	13.402	1:01.527	49	14.878	1:01.663	49	16.441	1:01.831	49	17.829	1:01.849	49	18.605	1:01.362
6	16.618	1:03.159	40	18.221	1:01.606	40	18.963	1:01.010	40	19.554	1:01.052	40	19.645	1:00.677
40	16.802	1:03.240	6	19.750	1:03.319	34	21.263	1:01.654	34	22.379	1:01.577	34	23.904	1:02.111
34	16.967	1:03.114	34	19.877	1:03.097	57	21.937	1:02.171	57	23.677	1:02.201	57	25.586	1:02.495
46	18.061	1:02.829	57	20.034	1:02.078	6	23.440	1:03.958	48	24.411	1:01.315	48	25.758	1:01.933
57	18.143	1:02.651	15	21.168	1:02.310	48	23.557	1:02.462	15	25.389	1:02.072	15	27.434	1:02.631
48	18.436	1:02.430	48	21.363	1:03.114	15	23.778	1:02.878	98	27.522	1:03.747	98	29.577	1:02.641
15	19.045	1:02.387	98	21.812	1:01.796	98	24.236	1:02.692	6	27.928	1:04.949	6	31.168	1:03.826
98	20.203	1:01.924	46	28.615	1:10.741	46	31.139	1:02.792	46	32.996	1:02.318	46	34.624	1:02.214
23	35.060	1:03.271	23	37.966	1:03.093	23	40.469	1:02.771	23	43.213	1:03.205	23	46.071	1:03.444

Pembrey  
 Circuit Length = 1.4559 miles  
 Start: 14:08 End: 14:24



# Universal Racing Services Classic Formula Ford 2000 Championship

## RACE 2 - LAP CHART

Lap 11			Lap 12			Lap 13			Lap 14			Lap 15		
No	Behind	Laptime	No	Behind	Laptime	No	Behind	Laptime	No	Behind	Laptime	No	Behind	Laptime
5		1:00.433	5		1:01.022	5		1:01.475	5		1:02.890	5		1:03.030
66	5.190	1:00.204	66	5.497	1:01.329	1	5.910	1:01.420	23	1 LAP	1:16.028	1	5.923	1:03.207
1	5.663	59.750	1	5.965	1:01.324	18	6.354	1:01.461	1	5.746	1:02.726	18	5.996	1:02.834
18	7.215	1:00.594	18	6.368	1:00.175	19	7.184	1:01.199	18	6.192	1:02.728	19	6.480	1:03.057
19	7.880	1:00.668	19	7.460	1:00.602	16	7.794	1:01.551	19	6.453	1:02.159	16	7.436	1:02.927
16	8.068	1:00.617	16	7.718	1:00.672	49	22.671	1:02.579	16	7.539	1:02.635	23	1 LAP	1:12.904
49	20.634	1:02.462	49	21.567	1:01.955	40	23.236	1:02.618	49	23.301	1:03.520	49	23.648	1:03.377
40	21.102	1:01.890	40	22.093	1:02.013	34	28.905	1:02.725	40	24.100	1:03.754	40	24.580	1:03.510
34	25.905	1:02.434	34	27.655	1:02.772	48	29.432	1:02.868	34	29.884	1:03.869	34	31.262	1:04.408
48	27.112	1:01.787	48	28.039	1:01.949	57	31.125	1:03.853	48	30.679	1:04.137	48	31.704	1:04.055
57	27.902	1:02.749	57	28.747	1:01.867	98	33.722	1:03.023	57	32.153	1:03.918	57	33.460	1:04.337
15	28.942	1:01.941	15	31.966	1:04.046	15	34.997	1:04.506	98	34.996	1:04.164	98	36.494	1:04.528
98	30.809	1:01.665	98	32.174	1:02.387	46	45.828	1:09.157	15	39.924	1:07.817	15	46.671	1:09.777
6	34.528	1:03.793	46	38.146	1:02.884				46	47.620	1:04.682	46	49.269	1:04.679
46	36.284	1:02.093	6	39.227	1:05.721									
23	48.669	1:03.031	23	51.909	1:04.262									

Pembrey  
 Circuit Length = 1.4559 miles  
 Start: 14:08 End: 14:24

**Universal Racing Services Classic Formula Ford 2000 Championship**  
**QUALIFYING FOR RACE 16 - CLASSIFICATION**

POS	NO	CL	NAME	ENTRY	TIME	ON	LAPS	GAP	DIFF	MPH
1	19	A	<b>Scott TEMPLE</b>	Van Diemen RF82	<b>1:06.731</b>	17	18			78.54
2	18	A	<b>Tom POPE</b>	Van Diemen RF81	<b>1:06.933</b>	18	18	<b>0.202</b>	0.202	78.30
3	5	A	<b>Andy HUXTABLE</b>	Van Diemen RF83	<b>1:07.062</b>	16	18	<b>0.331</b>	0.129	78.15
4	16	A	<b>Andrew POWELL</b>	Van Diemen RF82	<b>1:07.641</b>	15	16	<b>0.910</b>	0.579	77.48
5	66	A	<b>Peter CHIPPENDALE</b>	Van Diemen RF82	<b>1:08.410</b>	15	16	<b>1.679</b>	0.769	76.61
6	49	A	<b>Malcolm COOK</b>	Van Diemen RF83	<b>1:08.438</b>	17	17	<b>1.707</b>	0.028	76.58
7	48	A	<b>Kevin LEWIS</b>	Van Diemen RF82	<b>1:08.520</b>	16	16	<b>1.789</b>	0.082	76.49
8	57	A	<b>Chris LEVY</b>	Van Diemen RF83	<b>1:08.806</b>	13	17	<b>2.075</b>	0.286	76.17
9	98	A	<b>Rodney TOFT</b>	Van Diemen RF82	<b>1:08.895</b>	17	17	<b>2.164</b>	0.089	76.07
10	1	A	<b>Clive WOOD</b>	Reynard SF79	<b>1:09.206</b>	15	17	<b>2.475</b>	0.311	75.73
11	6	B	<b>Jeremy MAIN</b>	Reynard SF79	<b>1:09.520</b>	17	17	<b>2.789</b>	0.314	75.39
12	34	B	<b>Dale SPRUCE</b>	Reynard FF2000	<b>1:09.778</b>	12	16	<b>3.047</b>	0.258	75.11
13	40	A	<b>Ken THOROGOOD</b>	Van Diemen RF82	<b>1:09.889</b>	16	17	<b>3.158</b>	0.111	74.99
14	46	A	<b>Paul ALLEN</b>	Van Diemen RF81	<b>1:10.558</b>	14	17	<b>3.827</b>	0.669	74.28
15	23	B	<b>Terry SWINSON</b>	Reynard SF79	<b>1:12.528</b>	12	15	<b>5.797</b>	1.970	72.26
16	15	A	<b>John WILSON</b>	Van Diemen RF82	<b>1:13.205</b>	14	16	<b>6.474</b>	0.677	71.59

Weather / Track : Cloudy / Damp

These results are provisional until the conclusion of any judicial and technical matters.

Pembrey  
 Circuit Length = 1.4559 miles  
 Start: 09:00 End: 09:22

Clerk of Course :		Timekeeper :
-------------------	--	--------------

# Universal Racing Services Classic Formula Ford 2000 Championship

## QUALIFYING FOR RACE 16 - LAP ANALYSIS

<b>1</b>	<b>Clive WOOD</b>		Reynard SF79				
1 -	1:16.441	+ 7.235	9:02:30.260	10 -	1:10.757	+ 1.551	9:13:11.556
2 -	1:12.511	+ 3.305	9:03:42.771	11 -	1:10.479	+ 1.273	9:14:22.035
3 -	1:11.627	+ 2.421	9:04:54.398	12 -	1:09.808	+ 0.602	9:15:31.843
4 -	1:11.485	+ 2.279	9:06:05.883	13 -	1:10.867	+ 1.661	9:16:42.710
5 -	1:10.978	+ 1.772	9:07:16.861	14 -	1:09.478	+ 0.272	9:17:52.188
6 -	1:09.535	+ 0.329	9:08:26.396	15 -	<b>1:09.206</b>		<b>9:19:01.394</b>
7 -	1:11.989	+ 2.783	9:09:38.385	16 -	1:09.678	+ 0.472	9:20:11.072
8 -	1:11.310	+ 2.104	9:10:49.695	17 -	1:09.671	+ 0.465	9:21:20.743
9 -	1:11.104	+ 1.898	9:12:00.799				
<b>5</b>	<b>Andy HUXTABLE</b>		Van Diemen RF83				
1 -	1:12.689	+ 5.627	9:01:59.540	10 -	1:08.731	+ 1.669	9:12:29.681
2 -	1:10.714	+ 3.652	9:03:10.254	11 -	1:09.401	+ 2.339	9:13:39.082
3 -	1:10.706	+ 3.644	9:04:20.960	12 -	1:08.326	+ 1.264	9:14:47.408
4 -	1:10.510	+ 3.448	9:05:31.470	13 -	1:08.655	+ 1.593	9:15:56.063
5 -	1:10.255	+ 3.193	9:06:41.725	14 -	1:08.188	+ 1.126	9:17:04.251
6 -	1:10.486	+ 3.424	9:07:52.211	15 -	1:08.162	+ 1.100	9:18:12.413
7 -	1:09.942	+ 2.880	9:09:02.153	16 -	<b>1:07.062</b>		<b>9:19:19.475</b>
8 -	1:09.653	+ 2.591	9:10:11.806	17 -	1:07.812	+ 0.750	9:20:27.287
9 -	1:09.144	+ 2.082	9:11:20.950	18 -	1:09.978	+ 2.916	9:21:37.265
<b>6</b>	<b>Jeremy MAIN</b>		Reynard SF79				
1 -	1:19.433	+ 9.913	9:02:23.634	10 -	1:10.895	+ 1.375	9:13:15.713
2 -	1:11.837	+ 2.317	9:03:35.471	11 -	1:10.045	+ 0.525	9:14:25.758
3 -	1:13.444	+ 3.924	9:04:48.915	12 -	1:10.353	+ 0.833	9:15:36.111
4 -	1:11.728	+ 2.208	9:06:00.643	13 -	1:15.582	+ 6.062	9:16:51.693
5 -	1:14.340	+ 4.820	9:07:14.983	14 -	1:10.002	+ 0.482	9:18:01.695
6 -	1:10.656	+ 1.136	9:08:25.639	15 -	1:13.386	+ 3.866	9:19:15.081
7 -	1:13.898	+ 4.378	9:09:39.537	16 -	1:09.635	+ 0.115	9:20:24.716
8 -	1:11.760	+ 2.240	9:10:51.297	17 -	<b>1:09.520</b>		<b>9:21:34.236</b>
9 -	1:13.521	+ 4.001	9:12:04.818				
<b>15</b>	<b>John WILSON</b>		Van Diemen RF82				
1 -	1:32.797	+ 19.592	9:02:43.485	9 -	1:15.556	+ 2.351	9:12:58.519
2 -	1:17.228	+ 4.023	9:04:00.713	10 -	1:15.030	+ 1.825	9:14:13.549
3 -	1:19.847	+ 6.642	9:05:20.560	11 -	1:14.836	+ 1.631	9:15:28.385
4 -	1:16.135	+ 2.930	9:06:36.695	12 -	1:15.156	+ 1.951	9:16:43.541
5 -	1:16.610	+ 3.405	9:07:53.305	13 -	1:14.862	+ 1.657	9:17:58.403
6 -	1:16.236	+ 3.031	9:09:09.541	14 -	<b>1:13.205</b>		<b>9:19:11.608</b>
7 -	1:17.477	+ 4.272	9:10:27.018	15 -	1:14.637	+ 1.432	9:20:26.245
8 -	1:15.945	+ 2.740	9:11:42.963	16 -	1:15.675	+ 2.470	9:21:41.920
<b>16</b>	<b>Andrew POWELL</b>		Van Diemen RF82				
1 -	1:15.603	+ 7.962	9:02:13.101	9 -	1:08.984	+ 1.343	9:11:35.313
2 -	1:10.379	+ 2.738	9:03:23.480	10 -	1:13.902	+ 6.261	9:12:49.215
3 -	1:11.594	+ 3.953	9:04:35.074	11 -	1:08.728	+ 1.087	9:13:57.943
4 -	1:10.515	+ 2.874	9:05:45.589	12 -	1:09.798	+ 2.157	9:15:07.741
5 -	1:09.587	+ 1.946	9:06:55.176	13 -	1:09.811	+ 2.170	9:16:17.552
6 -	1:09.077	+ 1.436	9:08:04.253	14 -	1:08.525	+ 0.884	9:17:26.077
7 -	1:10.096	+ 2.455	9:09:14.349	15 -	<b>1:07.641</b>		<b>9:18:33.718</b>
8 -	1:11.980	+ 4.339	9:10:26.329	16 -	1:23.368 P	+ 15.727	9:19:57.086
<b>18</b>	<b>Tom POPE</b>		Van Diemen RF81				
1 -	1:12.462	+ 5.529	9:02:00.651	10 -	1:07.363	+ 0.430	9:12:18.019
2 -	1:09.805	+ 2.872	9:03:10.456	11 -	1:07.817	+ 0.884	9:13:25.836
3 -	1:10.570	+ 3.637	9:04:21.026	12 -	1:07.055	+ 0.122	9:14:32.891
4 -	1:08.089	+ 1.156	9:05:29.115	13 -	1:07.268	+ 0.335	9:15:40.159
5 -	1:07.857	+ 0.924	9:06:36.972	14 -	1:07.526	+ 0.593	9:16:47.685
6 -	1:08.193	+ 1.260	9:07:45.165	15 -	1:08.187	+ 1.254	9:17:55.872
7 -	1:08.259	+ 1.326	9:08:53.424	16 -	1:07.221	+ 0.288	9:19:03.093
8 -	1:09.592	+ 2.659	9:10:03.016	17 -	1:13.453	+ 6.520	9:20:16.546
9 -	1:07.640	+ 0.707	9:11:10.656	18 -	<b>1:06.933</b>		<b>9:21:23.479</b>

Pembrey  
Circuit Length = 1.4559 miles  
Start: 09:00 End: 09:22

Universal Racing Services Classic Formula Ford 2000 Championship  
**QUALIFYING FOR RACE 16 - LAP ANALYSIS**

<b>19</b>	<b>Scott TEMPLE</b>		Van Diemen RF82				
1 -	1:12.138	+ 5.407	9:02:12.123	10 -	1:08.284	+ 1.553	9:12:30.709
2 -	1:09.332	+ 2.601	9:03:21.455	11 -	1:08.618	+ 1.887	9:13:39.327
3 -	1:10.537	+ 3.806	9:04:31.992	12 -	1:08.408	+ 1.677	9:14:47.735
4 -	1:08.749	+ 2.018	9:05:40.741	13 -	1:08.715	+ 1.984	9:15:56.450
5 -	1:08.672	+ 1.941	9:06:49.413	14 -	1:10.662	+ 3.931	9:17:07.112
6 -	1:08.449	+ 1.718	9:07:57.862	15 -	1:07.052	+ 0.321	9:18:14.164
7 -	1:08.637	+ 1.906	9:09:06.499	16 -	1:08.473	+ 1.742	9:19:22.637
8 -	1:08.063	+ 1.332	9:10:14.562	17 -	<b>1:06.731</b>		<b>9:20:29.368</b>
9 -	1:07.863	+ 1.132	9:11:22.425	18 -	1:07.523	+ 0.792	9:21:36.891
<b>23</b>	<b>Terry SWINSON</b>		Reynard SF79				
1 -	1:22.475	+ 9.947	9:02:33.061	9 -	1:15.100	+ 2.572	9:13:51.315
2 -	2:32.097	+ 1:19.569	9:05:05.158	10 -	1:14.052	+ 1.524	9:15:05.367
3 -	1:14.818	+ 2.290	9:06:19.976	11 -	1:14.743	+ 2.215	9:16:20.110
4 -	1:15.793	+ 3.265	9:07:35.769	12 -	<b>1:12.528</b>		<b>9:17:32.638</b>
5 -	1:14.324	+ 1.796	9:08:50.093	13 -	1:13.009	+ 0.481	9:18:45.647
6 -	1:16.427	+ 3.899	9:10:06.520	14 -	1:12.793	+ 0.265	9:19:58.440
7 -	1:14.427	+ 1.899	9:11:20.947	15 -	1:17.598	+ 5.070	9:21:16.038
8 -	1:15.268	+ 2.740	9:12:36.215				
<b>34</b>	<b>Dale SPRUCE</b>		Reynard FF2000				
1 -	1:27.841 P	+ 18.063	9:02:29.806	9 -	1:10.275	+ 0.497	9:12:27.168
2 -	1:26.248	+ 16.470	9:03:56.054	10 -	1:10.588	+ 0.810	9:13:37.756
3 -	1:20.971	+ 11.193	9:05:17.025	11 -	1:13.564	+ 3.786	9:14:51.320
4 -	1:12.094	+ 2.316	9:06:29.119	12 -	<b>1:09.778</b>		<b>9:16:01.098</b>
5 -	1:11.813	+ 2.035	9:07:40.932	13 -	1:10.933	+ 1.155	9:17:12.031
6 -	1:11.910	+ 2.132	9:08:52.842	14 -	1:10.152	+ 0.374	9:18:22.183
7 -	1:12.495	+ 2.717	9:10:05.337	15 -	1:09.883	+ 0.105	9:19:32.066
8 -	1:11.556	+ 1.778	9:11:16.893	16 -	1:10.322	+ 0.544	9:20:42.388
<b>40</b>	<b>Ken THOROGOOD</b>		Van Diemen RF82				
1 -	1:14.536	+ 4.647	9:02:24.888	10 -	1:10.258	+ 0.369	9:13:16.439
2 -	1:11.148	+ 1.259	9:03:36.036	11 -	1:10.132	+ 0.243	9:14:26.571
3 -	1:11.468	+ 1.579	9:04:47.504	12 -	1:09.983	+ 0.094	9:15:36.554
4 -	1:10.544	+ 0.655	9:05:58.048	13 -	1:10.367	+ 0.478	9:16:46.921
5 -	1:11.280	+ 1.391	9:07:09.328	14 -	1:11.653	+ 1.764	9:17:58.574
6 -	1:11.816	+ 1.927	9:08:21.144	15 -	1:09.966	+ 0.077	9:19:08.540
7 -	1:22.310	+ 12.421	9:09:43.454	16 -	<b>1:09.889</b>		<b>9:20:18.429</b>
8 -	1:12.063	+ 2.174	9:10:55.517	17 -	1:31.887	+ 21.998	9:21:50.316
9 -	1:10.664	+ 0.775	9:12:06.181				
<b>46</b>	<b>Paul ALLEN</b>		Van Diemen RF81				
1 -	1:19.229	+ 8.671	9:02:20.621	10 -	1:13.345	+ 2.787	9:13:08.362
2 -	1:12.189	+ 1.631	9:03:32.810	11 -	1:11.936	+ 1.378	9:14:20.298
3 -	1:12.238	+ 1.680	9:04:45.048	12 -	1:11.340	+ 0.782	9:15:31.638
4 -	1:12.210	+ 1.652	9:05:57.258	13 -	1:12.035	+ 1.477	9:16:43.673
5 -	1:11.474	+ 0.916	9:07:08.732	14 -	<b>1:10.558</b>		<b>9:17:54.231</b>
6 -	1:10.965	+ 0.407	9:08:19.697	15 -	1:12.656	+ 2.098	9:19:06.887
7 -	1:11.031	+ 0.473	9:09:30.728	16 -	1:12.247	+ 1.689	9:20:19.134
8 -	1:12.471	+ 1.913	9:10:43.199	17 -	1:10.699	+ 0.141	9:21:29.833
9 -	1:11.818	+ 1.260	9:11:55.017				
<b>48</b>	<b>Kevin LEWIS</b>		Van Diemen RF82				
1 -	1:24.785	+ 16.265	9:02:52.303	9 -	1:10.533	+ 2.013	9:12:28.462
2 -	1:17.259	+ 8.739	9:04:09.562	10 -	1:12.373	+ 3.853	9:13:40.835
3 -	1:12.426	+ 3.906	9:05:21.988	11 -	1:10.799	+ 2.279	9:14:51.634
4 -	1:11.613	+ 3.093	9:06:33.601	12 -	1:09.815	+ 1.295	9:16:01.449
5 -	1:11.051	+ 2.531	9:07:44.652	13 -	1:09.693	+ 1.173	9:17:11.142
6 -	1:10.602	+ 2.082	9:08:55.254	14 -	1:08.927	+ 0.407	9:18:20.069
7 -	1:10.728	+ 2.208	9:10:05.982	15 -	1:09.102	+ 0.582	9:19:29.171
8 -	1:11.947	+ 3.427	9:11:17.929	16 -	<b>1:08.520</b>		<b>9:20:37.691</b>

Pembrey  
 Circuit Length = 1.4559 miles  
 Start: 09:00 End: 09:22


**Universal Racing Services Classic Formula Ford 2000 Championship**  
**QUALIFYING FOR RACE 16 - LAP ANALYSIS**

<b>49</b>	<b>Malcolm COOK</b>		<b>Van Diemen RF83</b>				
1 -	1:13.115	+ 4.677	9:01:58.576	10 -	1:10.108	+ 1.670	9:12:44.963
2 -	1:10.087	+ 1.649	9:03:08.663	11 -	1:10.003	+ 1.565	9:13:54.966
3 -	1:24.565	+ 16.127	9:04:33.228	12 -	1:10.627	+ 2.189	9:15:05.593
4 -	1:10.513	+ 2.075	9:05:43.741	13 -	1:09.938	+ 1.500	9:16:15.531
5 -	1:09.209	+ 0.771	9:06:52.950	14 -	1:08.597	+ 0.159	9:17:24.128
6 -	1:09.633	+ 1.195	9:08:02.583	15 -	1:09.280	+ 0.842	9:18:33.408
7 -	1:10.097	+ 1.659	9:09:12.680	16 -	1:08.620	+ 0.182	9:19:42.028
8 -	1:11.901	+ 3.463	9:10:24.581	17 -	<b>1:08.438</b>		<b>9:20:50.466</b>
9 -	1:10.274	+ 1.836	9:11:34.855				
<b>57</b>	<b>Chris LEVY</b>		<b>Van Diemen RF83</b>				
1 -	1:17.687	+ 8.881	9:02:18.655	10 -	1:09.880	+ 1.074	9:13:02.527
2 -	1:12.924	+ 4.118	9:03:31.579	11 -	1:09.851	+ 1.045	9:14:12.378
3 -	1:13.960	+ 5.154	9:04:45.539	12 -	1:09.869	+ 1.063	9:15:22.247
4 -	1:13.667	+ 4.861	9:05:59.206	13 -	<b>1:08.806</b>		<b>9:16:31.053</b>
5 -	1:10.398	+ 1.592	9:07:09.604	14 -	1:29.119	+ 20.313	9:18:00.172
6 -	1:11.488	+ 2.682	9:08:21.092	15 -	1:17.340	+ 8.534	9:19:17.512
7 -	1:10.849	+ 2.043	9:09:31.941	16 -	1:11.371	+ 2.565	9:20:28.883
8 -	1:10.716	+ 1.910	9:10:42.657	17 -	1:11.618	+ 2.812	9:21:40.501
9 -	1:09.990	+ 1.184	9:11:52.647				
<b>66</b>	<b>Peter CHIPPENDALE</b>		<b>Van Diemen RF82</b>				
1 -	1:14.951	+ 6.541	9:02:06.262	9 -	1:10.495	+ 2.085	9:13:28.264
2 -	1:13.241	+ 4.831	9:03:19.503	10 -	1:08.427	+ 0.017	9:14:36.691
3 -	1:12.420	+ 4.010	9:04:31.923	11 -	1:09.354	+ 0.944	9:15:46.045
4 -	1:18.192	+ 9.782	9:05:50.115	12 -	1:09.374	+ 0.964	9:16:55.419
5 -	1:20.409 P	+ 11.999	9:07:10.524	13 -	1:17.830	+ 9.420	9:18:13.249
6 -	2:47.092	+ 1:38.682	9:09:57.616	14 -	1:10.069	+ 1.659	9:19:23.318
7 -	1:10.032	+ 1.622	9:11:07.648	15 -	<b>1:08.410</b>		<b>9:20:31.728</b>
8 -	1:10.121	+ 1.711	9:12:17.769	16 -	1:10.512	+ 2.102	9:21:42.240
<b>98</b>	<b>Rodney TOFT</b>		<b>Van Diemen RF82</b>				
1 -	1:20.579	+ 11.684	9:02:31.659	10 -	1:11.569	+ 2.674	9:13:20.905
2 -	1:12.489	+ 3.594	9:03:44.148	11 -	1:11.196	+ 2.301	9:14:32.101
3 -	1:11.758	+ 2.863	9:04:55.906	12 -	1:11.339	+ 2.444	9:15:43.440
4 -	1:11.723	+ 2.828	9:06:07.629	13 -	1:10.835	+ 1.940	9:16:54.275
5 -	1:11.337	+ 2.442	9:07:18.966	14 -	1:10.630	+ 1.735	9:18:04.905
6 -	1:11.442	+ 2.547	9:08:30.408	15 -	1:10.922	+ 2.027	9:19:15.827
7 -	1:14.872	+ 5.977	9:09:45.280	16 -	1:09.925	+ 1.030	9:20:25.752
8 -	1:11.834	+ 2.939	9:10:57.114	17 -	<b>1:08.895</b>		<b>9:21:34.647</b>
9 -	1:12.222	+ 3.327	9:12:09.336				

Pembrey  
Circuit Length = 1.4559 miles  
Start: 09:00 End: 09:22

# Universal Racing Services Classic Formula Ford 2000 Championship

## RACE 16 - GRID

ROW 8	1:12.528 23 Terry SWINSON	1:13.205 15 John WILSON
ROW 7	1:09.889 40 Ken THOROGOOD	1:10.558 46 Paul ALLEN
ROW 6	1:09.520 6 Jeremy MAIN	1:09.778 34 Dale SPRUCE
ROW 5	1:08.895 98 Rodney TOFT	1:09.206 1 Clive WOOD
ROW 4	1:08.520 48 Kevin LEWIS	1:08.806 57 Chris LEVY
ROW 3	1:08.410 66 Peter CHIPPENDALE	1:08.438 49 Malcolm COOK
ROW 2	1:07.062 5 Andy HUXTABLE	1:07.641 16 Andrew POWELL
ROW 1	1:06.731 19 Scott TEMPLE	1:06.933 18 Tom POPE
<b>Pole</b>		
		

Pembrey  
Circuit Length = 1.4559 miles

**These results are provisional until the conclusion of any judicial and technical matters.**

Clerk of Course :		Timekeeper :
-------------------	--	--------------

# Universal Racing Services Classic Formula Ford 2000 Championship

## RACE 16 - CLASSIFICATION

POS	NO	CL	NAME	ENTRY	LAPS	TIME	GAP	DIFF	MPH	BEST	ON
1	5	A	<b>Andy HUXTABLE</b>	Van Diemen RF83	15	15:12.577			86.14	1:00.024	13
2	18	A	<b>Tom POPE</b>	Van Diemen RF81	15	15:14.202	<b>1.625</b>	1.625	85.99	59.980	9
3	19	A	<b>Scott TEMPLE</b>	Van Diemen RF82	15	15:14.670	<b>2.093</b>	0.468	85.95	59.944	8
4	66	A	<b>Peter CHIPPENDALE</b>	Van Diemen RF82	15	15:19.465	<b>6.888</b>	4.795	85.50	59.607	9
5	49	A	<b>Malcolm COOK</b>	Van Diemen RF83	15	15:20.235	<b>7.658</b>	0.770	85.43	59.933	13
6	16	A	<b>Andrew POWELL</b>	Van Diemen RF82	15	15:25.373	<b>12.796</b>	5.138	84.95	59.859	13
7	48	A	<b>Kevin LEWIS</b>	Van Diemen RF82	15	15:31.900	<b>19.323</b>	6.527	84.36	1:00.730	14
8	40	A	<b>Ken THOROGOOD</b>	Van Diemen RF82	15	15:32.244	<b>19.667</b>	0.344	84.33	1:00.464	8
9	57	A	<b>Chris LEVY</b>	Van Diemen RF83	15	15:39.651	<b>27.074</b>	7.407	83.66	1:01.342	8
10	15	A	<b>John WILSON</b>	Van Diemen RF82	15	15:58.212	<b>45.635</b>	18.561	82.04	1:02.319	8
11	46	A	<b>Paul ALLEN</b>	Van Diemen RF81	15	15:59.265	<b>46.688</b>	1.053	81.95	1:02.432	12
12	98	A	<b>Rodney TOFT</b>	Van Diemen RF82	15	15:59.486	<b>46.909</b>	0.221	81.93	1:01.773	10
13	6	B	<b>Jeremy MAIN</b>	Reynard SF79	15	16:03.523	<b>50.946</b>	4.037	81.59	1:02.567	8
14	23	B	<b>Terry SWINSON</b>	Reynard SF79	15	16:14.454	<b>1:01.877</b>	10.931	80.67	1:03.430	8

### NOT CLASSIFIED

DNF	1	A	<b>Clive WOOD</b>	Reynard SF79	13	13:15.304	<b>2 laps</b>	2 laps	85.67	59.301	11
DNF	34	B	<b>Dale SPRUCE</b>	Reynard FF2000	4	4:54.536	<b>11 laps</b>	9 laps	71.17	1:03.838	2

### FASTEST LAP

6	B	<b>Jeremy MAIN</b>	Reynard SF79	8	1:02.567	83.76 mph	134.81 kph
1	A	<b>Clive WOOD</b>	Reynard SF79	11	59.301	88.38 mph	142.23 kph

Car 16 - 10 second penalty - False Start

Weather / Track : Bright / Dry

These results are provisional until the conclusion of any judicial and technical matters.

Pembrey

Circuit Length = 1.4559 miles

Start: 14:49 End: 15:07

Clerk of Course :

Timekeeper :

# Universal Racing Services Classic Formula Ford 2000 Championship

## RACE 16 - LAP CHART

Lap 1			Lap 2			Lap 3			Lap 4			Lap 5		
No	Behind	Laptime	No	Behind	Laptime	No	Behind	Laptime	No	Behind	Laptime	No	Behind	Laptime
18		1:06.543	18		1:01.116	18		1:00.835	18		1:00.662	5		1:00.350
19	0.695	1:07.238	19	0.501	1:00.922	19	0.485	1:00.819	19	0.533	1:00.710	18	0.226	1:01.353
16	1.255	1:07.798	5	0.700	1:00.450	5	0.795	1:00.930	5	0.777	1:00.644	19	0.541	1:01.135
5	1.366	1:07.909	16	1.425	1:01.286	16	1.623	1:01.033	16	1.524	1:00.563	16	0.811	1:00.414
66	1.795	1:08.338	66	1.814	1:01.135	66	1.820	1:00.841	66	1.768	1:00.610	66	1.312	1:00.671
49	3.287	1:09.830	49	4.153	1:01.982	49	4.856	1:01.538	49	5.469	1:01.275	1	5.504	1:01.063
48	3.986	1:10.529	48	4.492	1:01.622	1	5.549	1:01.553	1	5.568	1:00.681	49	6.495	1:02.153
1	4.485	1:11.028	1	4.831	1:01.462	48	6.093	1:02.436	48	7.353	1:01.922	48	7.304	1:01.078
57	4.908	1:11.451	57	6.052	1:02.260	57	6.989	1:01.772	57	8.641	1:02.314	57	9.160	1:01.646
34	6.205	1:12.748	34	8.927	1:03.838	40	10.993	1:02.421	40	11.524	1:01.193	40	11.644	1:01.247
6	6.558	1:13.101	6	9.324	1:03.882	46	13.916	1:04.505	15	16.315	1:02.713	15	17.663	1:02.475
40	6.788	1:13.331	40	9.407	1:03.735	15	14.264	1:04.736	46	16.764	1:03.510	46	18.919	1:03.282
46	7.205	1:13.748	46	10.246	1:04.157	6	15.534	1:07.045	6	17.823	1:02.951	6	19.789	1:03.093
98	7.886	1:14.429	15	10.363	1:03.380	98	15.913	1:05.694	23	19.376	1:04.016	23	22.371	1:04.122
15	8.099	1:14.642	98	11.054	1:04.284	34	15.982	1:07.890	98	19.941	1:04.690	98	22.826	1:04.012
23	10.061	1:16.604	23	12.957	1:04.012	23	16.022	1:03.900	34	45.380	1:30.060			

Pembrey  
 Circuit Length = 1.4559 miles  
 Start: 14:49 End: 15:07



# Universal Racing Services Classic Formula Ford 2000 Championship

## RACE 16 - LAP CHART

Lap 6			Lap 7			Lap 8			Lap 9			Lap 10		
No	Behind	Laptime	No	Behind	Laptime	No	Behind	Laptime	No	Behind	Laptime	No	Behind	Laptime
5		1:00.154	5		1:00.401	5		1:00.147	5		1:00.516	5		1:00.172
18	0.772	1:00.700	18	0.614	1:00.243	18	0.662	1:00.195	18	0.126	59.980	18	0.230	1:00.276
19	1.137	1:00.750	19	1.516	1:00.780	19	1.313	59.944	19	0.996	1:00.199	19	0.933	1:00.109
16	1.347	1:00.690	16	2.159	1:01.213	16	2.268	1:00.256	16	1.809	1:00.057	66	1.656	59.876
66	1.675	1:00.517	66	2.411	1:01.137	66	2.861	1:00.597	66	1.952	59.607	16	1.926	1:00.289
1	5.939	1:00.589	1	5.642	1:00.104	1	5.453	59.958	1	4.323	59.386	1	3.821	59.670
49	7.365	1:01.024	49	7.752	1:00.788	49	7.812	1:00.207	49	7.832	1:00.536	49	7.603	59.943
48	8.632	1:01.482	48	9.966	1:01.735	48	11.530	1:01.711	48	12.331	1:01.317	48	13.731	1:01.572
57	10.920	1:01.914	57	11.937	1:01.418	57	13.132	1:01.342	40	14.775	1:01.593	40	15.228	1:00.625
40	12.627	1:01.137	40	13.381	1:01.155	40	13.698	1:00.464	57	14.911	1:02.295	57	16.850	1:02.111
15	20.128	1:02.619	15	22.640	1:02.913	15	24.812	1:02.319	15	26.913	1:02.617	15	29.329	1:02.588
46	22.180	1:03.415	46	24.441	1:02.662	46	26.991	1:02.697	46	29.581	1:03.106	46	32.099	1:02.690
6	22.796	1:03.161	6	25.878	1:03.483	6	28.298	1:02.567	6	30.606	1:02.824	6	33.355	1:02.921
98	25.799	1:03.127	98	28.365	1:02.967	98	30.652	1:02.434	98	32.152	1:02.016	98	33.753	1:01.773
23	26.297	1:04.080	23	29.440	1:03.544	23	32.723	1:03.430	23	35.892	1:03.685	23	39.273	1:03.553

Pembrey  
 Circuit Length = 1.4559 miles  
 Start: 14:49 End: 15:07

# Universal Racing Services Classic Formula Ford 2000 Championship

## RACE 16 - LAP CHART

Lap 11			Lap 12			Lap 13			Lap 14			Lap 15		
No	Behind	Laptime	No	Behind	Laptime	No	Behind	Laptime	No	Behind	Laptime	No	Behind	Laptime
5		1:00.411	5		1:00.144	5		1:00.024	5		1:00.292	5		1:00.033
18	0.194	1:00.375	18	0.121	1:00.071	18	0.250	1:00.153	18	0.123	1:00.165	18	1.625	1:01.535
19	0.749	1:00.227	19	0.834	1:00.229	19	1.153	1:00.343	19	1.154	1:00.293	19	2.093	1:00.972
16	1.798	1:00.283	16	2.182	1:00.528	16	2.017	59.859	16	2.600	1:00.875	16	2.796	1:00.229
66	2.078	1:00.833	66	2.460	1:00.526	1	3.052	1:00.399	66	6.217	1:01.834	66	6.888	1:00.704
1	2.711	59.301	1	2.677	1:00.110	66	4.675	1:02.239	49	7.275	1:00.387	49	7.658	1:00.416
49	7.219	1:00.027	49	7.271	1:00.196	49	7.180	59.933	48	18.034	1:00.730	48	19.323	1:01.322
48	15.072	1:01.752	48	16.362	1:01.434	48	17.596	1:01.258	40	18.416	1:00.563	40	19.667	1:01.284
40	15.382	1:00.565	40	16.663	1:01.425	40	18.145	1:01.506	57	24.055	1:02.511	57	27.074	1:03.052
57	18.089	1:01.650	57	19.870	1:01.925	57	21.836	1:01.990	15	43.195	1:03.220	15	45.635	1:02.473
15	31.269	1:02.351	15	35.768	1:04.643	15	40.267	1:04.523	46	44.253	1:04.184	46	46.688	1:02.468
46	34.459	1:02.771	46	36.747	1:02.432	46	40.361	1:03.638	98	44.546	1:03.649	98	46.909	1:02.396
98	36.054	1:02.712	98	38.128	1:02.218	98	41.189	1:03.085	6	47.462	1:03.662	6	50.946	1:03.517
6	37.334	1:04.390	6	40.585	1:03.395	6	44.092	1:03.531	23	54.840	1:05.124	23	1:01.877	1:07.070
23	42.633	1:03.771	23	46.137	1:03.648	23	50.008	1:03.895						

Pembrey  
 Circuit Length = 1.4559 miles  
 Start: 14:49 End: 15:07

**Universing Racing Services Classic Formula Ford 1600 Championship**  
**QUALIFYING FOR RACE 4 - CLASSIFICATION**

POS	NO	CL	NAME	ENTRY	TIME	ON	LAPS	GAP	DIFF	MPH
1	77	A	Paul WALTON	Crossle 25F	1:03.487	6	14			82.55
2	13	A	Stuart KESTENBAUM	Van Diemen RF79	1:04.019	6	12	0.532	0.532	81.86
3	21	A	Steve PEARCE	Van Diemen RF80	1:04.458	8	11	0.971	0.439	81.31
4	5	A	Keith DAVEY	Van Diemen RF81	1:04.954	7	10	1.467	0.496	80.69
5	33	B	Jonathan DAVIS	Hawke DL11	1:05.009	6	11	1.522	0.055	80.62
6	49	B	Andrew SMITH	Van Diemen FA73	1:05.286	6	14	1.799	0.277	80.27
7	76	B	Peter ST.BARBE	Jamun T2	1:06.350	6	8	2.863	1.064	78.99
8	81	A	John HESP	Royale RP26	1:07.473	6	12	3.986	1.123	77.67
9	27	A	Ian McMILLAN	Crossle 45F	1:07.707	7	13	4.220	0.234	77.40
10	23	A	James GOWENS	PRS RH01	1:08.529	5	13	5.042	0.822	76.48
11	19	A	Benjamin HOPTON	van diemen ff16 rf80	1:10.775	6	12	7.288	2.246	74.05

Weather / Track : Raining / Damp

These results are provisional until the conclusion of any judicial and technical matters.

Pembrey  
 Circuit Length = 1.4559 miles  
 Start: 11:14 End: 11:30

Clerk of Course :		Timekeeper :
-------------------	--	--------------

**Universing Racing Services Classic Formula Ford 1600 Championship**  
**QUALIFYING FOR RACE 4 - LAP ANALYSIS**

<b>5</b>	<b>Keith DAVEY</b>		Van Diemen RF81				
1 -	1:07.492	+ 2.538	11:15:45.771	6 -	1:05.546	+ 0.592	11:25:37.828
2 -	1:07.493	+ 2.539	11:16:53.264	7 -	<b>1:04.954</b>		<b>11:26:42.782</b>
3 -	1:15.493	+ 10.539	11:18:08.757	8 -	1:06.112	+ 1.158	11:27:48.894
4 -	1:34.771 P	+ 29.817	11:19:43.528	9 -	1:06.058	+ 1.104	11:28:54.952
5 -	4:48.754	+ 3:43.800	11:24:32.282	10 -	1:05.825	+ 0.871	11:30:00.777
<b>13</b>	<b>Stuart KESTENBAUM</b>		Van Diemen RF79				
1 -	1:09.253	+ 5.234	11:15:38.276	7 -	1:11.106	+ 7.087	11:22:14.554
2 -	1:06.183	+ 2.164	11:16:44.459	8 -	1:05.151	+ 1.132	11:23:19.705
3 -	1:04.932	+ 0.913	11:17:49.391	9 -	1:06.348	+ 2.329	11:24:26.053
4 -	1:05.603	+ 1.584	11:18:54.994	10 -	1:07.029	+ 3.010	11:25:33.082
5 -	1:04.435	+ 0.416	11:19:59.429	11 -	1:07.338	+ 3.319	11:26:40.420
6 -	<b>1:04.019</b>		<b>11:21:03.448</b>	12 -	1:19.448 P	+ 15.429	11:27:59.868
<b>19</b>	<b>Benjamin HOPTON</b>		van diemen ff16 rf80				
1 -	1:21.633	+ 10.858	11:16:18.926	7 -	1:12.064	+ 1.289	11:23:39.851
2 -	1:16.868	+ 6.093	11:17:35.794	8 -	1:11.992	+ 1.217	11:24:51.843
3 -	1:15.469	+ 4.694	11:18:51.263	9 -	1:12.547	+ 1.772	11:26:04.390
4 -	1:14.183	+ 3.408	11:20:05.446	10 -	1:11.647	+ 0.872	11:27:16.037
5 -	1:11.566	+ 0.791	11:21:17.012	11 -	1:11.851	+ 1.076	11:28:27.888
6 -	<b>1:10.775</b>		<b>11:22:27.787</b>	12 -	1:12.712	+ 1.937	11:29:40.600
<b>21</b>	<b>Steve PEARCE</b>		Van Diemen RF80				
1 -	1:14.722	+ 10.264	11:16:07.208	7 -	1:04.921	+ 0.463	11:22:45.429
2 -	1:08.759	+ 4.301	11:17:15.967	8 -	<b>1:04.458</b>		<b>11:23:49.887</b>
3 -	1:06.294	+ 1.836	11:18:22.261	9 -	1:04.851	+ 0.393	11:24:54.738
4 -	1:05.893	+ 1.435	11:19:28.154	10 -	1:06.802	+ 2.344	11:26:01.540
5 -	1:06.531	+ 2.073	11:20:34.685	11 -	1:25.872 P	+ 21.414	11:27:27.412
6 -	1:05.823	+ 1.365	11:21:40.508				
<b>23</b>	<b>James GOWENS</b>		PRS RH01				
1 -	1:17.925	+ 9.396	11:16:03.258	8 -	1:10.757	+ 2.228	11:24:18.248
2 -	1:15.546	+ 7.017	11:17:18.804	9 -	1:10.600	+ 2.071	11:25:28.848
3 -	1:11.405	+ 2.876	11:18:30.209	10 -	1:12.346	+ 3.817	11:26:41.194
4 -	1:09.563	+ 1.034	11:19:39.772	11 -	1:12.059	+ 3.530	11:27:53.253
5 -	<b>1:08.529</b>		<b>11:20:48.301</b>	12 -	1:11.642	+ 3.113	11:29:04.895
6 -	1:09.674	+ 1.145	11:21:57.975	13 -	1:13.953	+ 5.424	11:30:18.848
7 -	1:09.516	+ 0.987	11:23:07.491				
<b>27</b>	<b>Ian McMILLAN</b>		Crossle 45F				
1 -	1:14.659	+ 6.952	11:16:08.784	8 -	1:10.077	+ 2.370	11:24:11.460
2 -	1:10.357	+ 2.650	11:17:19.141	9 -	1:09.188	+ 1.481	11:25:20.648
3 -	1:09.792	+ 2.085	11:18:28.933	10 -	1:13.037	+ 5.330	11:26:33.685
4 -	1:08.368	+ 0.661	11:19:37.301	11 -	1:10.723	+ 3.016	11:27:44.408
5 -	1:08.636	+ 0.929	11:20:45.937	12 -	1:10.234	+ 2.527	11:28:54.642
6 -	1:07.739	+ 0.032	11:21:53.676	13 -	1:11.589	+ 3.882	11:30:06.231
7 -	<b>1:07.707</b>		<b>11:23:01.383</b>				
<b>33</b>	<b>Jonathan DAVIS</b>		Hawke DL11				
1 -	1:09.320	+ 4.311	11:15:52.474	7 -	1:05.291	+ 0.282	11:22:32.051
2 -	1:06.507	+ 1.498	11:16:58.981	8 -	1:05.368	+ 0.359	11:23:37.419
3 -	1:06.327	+ 1.318	11:18:05.308	9 -	1:09.300	+ 4.291	11:24:46.719
4 -	1:05.474	+ 0.465	11:19:10.782	10 -	1:21.078	+ 16.069	11:26:07.797
5 -	1:10.969	+ 5.960	11:20:21.751	11 -	1:33.480 P	+ 28.471	11:27:41.277
6 -	<b>1:05.009</b>		<b>11:21:26.760</b>				
<b>49</b>	<b>Andrew SMITH</b>		Van Diemen FA73				
1 -	1:12.334	+ 7.048	11:15:50.768	8 -	1:06.304	+ 1.018	11:23:34.721
2 -	1:06.901	+ 1.615	11:16:57.669	9 -	1:06.579	+ 1.293	11:24:41.300
3 -	1:07.215	+ 1.929	11:18:04.884	10 -	1:07.469	+ 2.183	11:25:48.769
4 -	1:06.919	+ 1.633	11:19:11.803	11 -	1:07.986	+ 2.700	11:26:56.755
5 -	1:05.665	+ 0.379	11:20:17.468	12 -	1:06.701	+ 1.415	11:28:03.456


Pembrey  
Circuit Length = 1.4559 miles  
Start: 11:14 End: 11:30

**Universing Racing Services Classic Formula Ford 1600 Championship**  
**QUALIFYING FOR RACE 4 - LAP ANALYSIS**

6 -	1:05.286		11:21:22.754	13 -	1:08.099	+ 2.813	11:29:11.555
7 -	1:05.663	+ 0.377	11:22:28.417	14 -	1:08.631	+ 3.345	11:30:20.186
<b>76</b>	<b>Peter ST.BARBE</b>		<b>Jamun T2</b>				
1 -	1:14.850	+ 8.500	11:16:07.768	5 -	1:06.433	+ 0.083	11:20:38.980
2 -	1:09.970	+ 3.620	11:17:17.738	6 -	<b>1:06.350</b>		<b>11:21:45.330</b>
3 -	1:08.105	+ 1.755	11:18:25.843	7 -	1:07.150	+ 0.800	11:22:52.480
4 -	1:06.704	+ 0.354	11:19:32.547	8 -	1:07.920	+ 1.570	11:24:00.400
<b>77</b>	<b>Paul WALTON</b>		<b>Crossle 25F</b>				
1 -	1:09.190	+ 5.703	11:15:57.802	8 -	1:05.581	+ 2.094	11:23:29.310
2 -	1:04.418	+ 0.931	11:17:02.220	9 -	1:06.020	+ 2.533	11:24:35.330
3 -	1:04.155	+ 0.668	11:18:06.375	10 -	1:04.635	+ 1.148	11:25:39.965
4 -	1:04.575	+ 1.088	11:19:10.950	11 -	1:04.540	+ 1.053	11:26:44.505
5 -	1:03.656	+ 0.169	11:20:14.606	12 -	1:05.138	+ 1.651	11:27:49.643
6 -	<b>1:03.487</b>		<b>11:21:18.093</b>	13 -	1:06.613	+ 3.126	11:28:56.256
7 -	1:05.636	+ 2.149	11:22:23.729	14 -	1:06.658	+ 3.171	11:30:02.914
<b>81</b>	<b>John HESP</b>		<b>Royale RP26</b>				
1 -	1:15.517	+ 8.044	11:16:05.225	7 -	1:08.323	+ 0.850	11:23:00.255
2 -	1:13.005	+ 5.532	11:17:18.230	8 -	2:17.267	+ 1:09.794	11:25:17.522
3 -	1:10.269	+ 2.796	11:18:28.499	9 -	1:14.950	+ 7.477	11:26:32.472
4 -	1:07.721	+ 0.248	11:19:36.220	10 -	1:13.517	+ 6.044	11:27:45.989
5 -	1:08.239	+ 0.766	11:20:44.459	11 -	1:12.640	+ 5.167	11:28:58.629
6 -	<b>1:07.473</b>		<b>11:21:51.932</b>	12 -	1:11.491	+ 4.018	11:30:10.120

Pembrey  
 Circuit Length = 1.4559 miles  
 Start: 11:14 End: 11:30

**Universal Racing Services Classic Formula Ford 1600 Championship**  
**RACE 4 - GRID**

ROW 6	1:10.775 19 Benjamin HOPTON	1:08.529 23 James GOWENS
ROW 5	1:07.707 27 Ian McMILLAN	1:07.473 81 John HESP
ROW 4	1:06.350 76 Peter ST.BARBE	1:05.286 49 Andrew SMITH
ROW 3	1:05.009 33 Jonathan DAVIS	1:04.954 5 Keith DAVEY
ROW 2	1:04.458 21 Steve PEARCE	1:04.019 13 Stuart KESTENBAUM
ROW 1	1:03.487 77 Paul WALTON	
<b>Pole</b>		
		

Pembrey  
 Circuit Length = 1.4559 miles

**These results are provisional until the conclusion of any judicial and technical matters.**

Clerk of Course :		Timekeeper :
-------------------	--	--------------

# Universal Racing Services Classic Formula Ford 1600 Championship

## RACE 4 - CLASSIFICATION

POS	NO	CL	NAME	ENTRY	LAPS	TIME	GAP	DIFF	MPH	BEST	ON
1	5	A	Keith DAVEY	Van Diemen RF81	12	14:49.438			70.71	1:12.272	8
2	33	B	Jonathan DAVIS	Hawke DL11	12	14:57.908	8.470	8.470	70.04	1:12.820	6
3	13	A	Stuart KESTENBAUM	Van Diemen RF79	12	15:00.312	10.874	2.404	69.85	1:13.831	5
4	49	B	Andrew SMITH	Van Diemen FA73	12	15:00.605	11.167	0.293	69.83	1:13.600	7
5	21	A	Steve PEARCE	Van Diemen RF80	12	15:01.050	11.612	0.445	69.80	1:13.502	6
6	77	A	Paul WALTON	Crossle 25F	12	15:05.892	16.454	4.842	69.42	1:12.169	11
7	27	A	Ian McMILLAN	Crossle 45F	12	15:39.253	49.815	33.361	66.96	1:15.940	3
8	23	A	James GOWENS	PRS RH01	12	15:49.870	1:00.432	10.617	66.21	1:15.481	10
9	76	B	Peter ST.BARBE	Jamun T2	12	15:54.725	1:05.287	4.855	65.87	1:16.828	3
10	19	A	Benjamin HOPTON	van diemen ff16 rf80	11	15:11.931	1 lap	1 lap	63.22	1:19.976	5
11	81	A	John HESP	Royale RP26	11	15:45.994	1 lap	34.063	60.94	1:20.651	3

### FASTEST LAP

77	A	Paul WALTON	Crossle 25F	11	1:12.169	72.62 mph	116.87 kph
33	B	Jonathan DAVIS	Hawke DL11	6	1:12.820	71.97 mph	115.83 kph

Weather / Track : Rain / Wet

These results are provisional until the conclusion of any judicial and technical matters.

Pembrey  
Circuit Length = 1.4559 miles  
Start: 15:10 End: 15:26

Clerk of Course :

Timekeeper :

# Universal Racing Services Classic Formula Ford 1600 Championship

## RACE 4 - LAP CHART

Lap 1			Lap 2			Lap 3			Lap 4			Lap 5		
No	Behind	Laptime	No	Behind	Laptime	No	Behind	Laptime	No	Behind	Laptime	No	Behind	Laptime
13		1:19.254	13		1:14.976	77		1:14.942	77		1:13.846	77		1:14.200
77	0.276	1:19.530	77	0.110	1:14.810	13	0.336	1:15.388	5	0.532	1:13.936	5	0.343	1:14.011
5	0.749	1:20.003	5	0.723	1:14.950	5	0.442	1:14.771	13	1.462	1:14.972	13	1.093	1:13.831
49	1.343	1:20.597	21	2.618	1:15.989	21	1.437	1:13.871	21	2.004	1:14.413	33	2.588	1:14.405
21	1.605	1:20.859	49	3.005	1:16.638	33	1.848	1:13.764	33	2.383	1:14.381	21	2.876	1:15.072
33	2.405	1:21.659	33	3.136	1:15.707	49	2.722	1:14.769	49	3.677	1:14.801	49	3.153	1:13.676
76	4.952	1:24.206	23	6.244	1:15.916	23	6.710	1:15.518	27	12.635	1:17.908	27	15.379	1:16.944
23	5.304	1:24.558	27	7.685	1:16.641	27	8.573	1:15.940	76	14.669	1:17.896	76	18.729	1:18.260
27	6.020	1:25.274	76	8.843	1:18.867	76	10.619	1:16.828	19	32.957	1:22.940	23	37.507	1:17.089
19	11.978	1:31.232	19	17.348	1:20.346	19	23.863	1:21.567	23	34.618	1:41.754	19	38.733	1:19.976
81	35.292	1:54.546	81	42.063	1:21.747	81	47.662	1:20.651	81	55.601	1:21.785	81	1:02.912	1:21.511

Pembrey  
 Circuit Length = 1.4559 miles  
 Start: 15:10 End: 15:26



# Universal Racing Services Classic Formula Ford 1600 Championship

## RACE 4 - LAP CHART

Lap 6			Lap 7			Lap 8			Lap 9			Lap 10		
No	Behind	Laptime	No	Behind	Laptime	No	Behind	Laptime	No	Behind	Laptime	No	Behind	Laptime
77		1:13.183	5		1:13.576	5		1:12.272	5		1:12.918	5		1:13.142
5	0.476	1:13.316	77	0.377	1:14.429	13	4.914	1:14.857	33	6.365	1:14.188	19	1 LAP	1:23.588
13	2.035	1:14.125	13	2.329	1:14.346	33	5.095	1:14.899	13	6.974	1:14.978	33	7.284	1:14.061
33	2.225	1:12.820	33	2.468	1:14.295	21	5.703	1:14.847	49	7.303	1:14.355	13	8.169	1:14.337
21	3.195	1:13.502	21	3.128	1:13.985	49	5.866	1:14.681	21	8.397	1:15.612	49	8.529	1:14.368
49	3.909	1:13.939	49	3.457	1:13.600	77	14.169	1:26.064	77	14.670	1:13.419	21	9.218	1:13.963
27	20.403	1:18.207	27	24.281	1:17.930	81	1 LAP	1:30.935	81	1 LAP	1:23.707	77	14.398	1:12.870
76	24.488	1:18.942	76	30.730	1:20.294	27	29.591	1:17.582	27	34.583	1:17.910	81	1 LAP	1:23.912
23	41.853	1:17.529	23	45.278	1:17.477	76	38.793	1:20.335	76	45.453	1:19.578	27	39.779	1:18.338
19	46.395	1:20.845	19	53.411	1:21.068	23	49.357	1:16.351	23	52.900	1:16.461	76	51.586	1:19.275
81	1:11.872	1:22.143				19	1:03.707	1:22.568				23	55.239	1:15.481


Pembrey  
 Circuit Length = 1.4559 miles  
 Start: 15:10 End: 15:26

**Universal Racing Services Classic Formula Ford 1600 Championship**  
**RACE 4 - LAP CHART**

Lap 11			Lap 12		
No	Behind	Laptime	No	Behind	Laptime
5		1:12.973	5		1:13.570
33	7.946	1:13.635	33	8.470	1:14.094
13	9.326	1:14.130	13	10.874	1:15.118
49	9.638	1:14.082	49	11.167	1:15.099
21	11.333	1:15.088	21	11.612	1:13.849
19	1 LAP	1:24.908	77	16.454	1:16.430
77	13.594	1:12.169	19	1 LAP	1:22.893
27	45.190	1:18.384	27	49.815	1:18.195
81	1 LAP	1:22.418	81	1 LAP	1:22.639
76	57.641	1:19.028	23	1:00.432	1:15.947
23	58.055	1:15.789	76	1:05.287	1:21.216

Pembrey  
 Circuit Length = 1.4559 miles  
 Start: 15:10 End: 15:26

**Universal Racing Services Classic formula Ford 1600 Championship**  
**RACE 13 - GRID**

ROW 6	1:11.566 19 Benjamin HOPTON	1:09.516 23 James GOWENS
ROW 5	1:07.739 27 Ian McMILLAN	1:07.721 81 John HESP
ROW 4	1:06.433 76 Peter ST.BARBE	1:05.663 49 Andrew SMITH
ROW 3	1:05.546 5 Keith DAVEY	1:05.291 33 Jonathan DAVIS
ROW 2	1:04.851 21 Steve PEARCE	1:04.435 13 Stuart KESTENBAUM
ROW 1	1:03.656 77 Paul WALTON	
<b>Pole</b>		
		

Pembrey  
 Circuit Length = 1.4559 miles

**These results are provisional until the conclusion of any judicial and technical matters.**

Clerk of Course :		Timekeeper :
-------------------	--	--------------

# Universal Racing Services Classic Formula Ford 1600 Championship

## RACE 13 - CLASSIFICATION

POS	NO	CL	NAME	ENTRY	LAPS	TIME	GAP	DIFF	MPH	BEST	ON
1	77	A	Paul WALTON	Crossle 25F	7	7:27.242			82.03	1:02.832	6
2	13	A	Stuart KESTENBAUM	Van Diemen RF79	7	7:28.045	0.803	0.803	81.88	1:02.558	4
3	5	A	Keith DAVEY	Van Diemen RF81	7	7:29.073	1.831	1.028	81.69	1:02.575	7
4	21	A	Steve PEARCE	Van Diemen RF80	7	7:37.502	10.260	8.429	80.19	1:03.870	5
5	76	B	Peter ST.BARBE	Jamun T2	7	7:54.203	26.961	16.701	77.36	1:06.403	2
6	23	A	James GOWENS	PRS RH01	7	8:03.242	36.000	9.039	75.92	1:07.382	6
7	81	A	John HESP	Royale RP26	7	8:05.190	37.948	1.948	75.61	1:06.946	7
8	27	A	Ian McMILLAN	Crossle 45F	7	8:07.222	39.980	2.032	75.30	1:07.802	3
NOT CLASSIFIED											
DNF	19	A	Benjamin HOPTON	Van Diemen FF16 RF80	0						
NC	49	B	Andrew SMITH	Van Diemen FA73	7	7:38.765	11.523	0.000	79.97		4
NC	33	B	Jonathan DAVIS	Hawke DL11	7	7:39.735	12.493	0.970	79.80		4
FASTEST LAP											
13	A	Stuart KESTENBAUM	Van Diemen RF79	4	1:02.558		83.78 mph		134.83 kph		
76	B	Peter ST.BARBE	Jamun T2	2	1:06.403		78.92 mph		127.02 kph		

Cars 49 & 33 not running at time of Red Flag

Weather / Track : Bright / Dry

These results are provisional until the conclusion of any judicial and technical matters.

Pembrey  
Circuit Length = 1.4559 miles  
Start: 12:43 End: 12:55

Clerk of Course :		Timekeeper :
-------------------	--	--------------

# Universal Racing Services Classic Formula Ford 1600 Championship

## RACE 13 - LAP CHART

Lap 1			Lap 2			Lap 3			Lap 4			Lap 5		
No	Behind	Laptime	No	Behind	Laptime	No	Behind	Laptime	No	Behind	Laptime	No	Behind	Laptime
77		1:08.566	77		1:02.972	77		1:03.377	77		1:03.104	77		1:03.133
13	0.750	1:09.316	13	1.201	1:03.423	13	1.216	1:03.392	13	0.670	1:02.558	13	0.708	1:03.171
5	2.467	1:11.033	5	2.951	1:03.456	5	2.586	1:03.012	5	2.459	1:02.977	5	2.384	1:03.058
21	2.821	1:11.387	21	4.948	1:05.099	21	6.014	1:04.443	21	7.178	1:04.268	21	7.915	1:03.870
49	3.173	1:11.739	49	5.485	1:05.284	49	6.776	1:04.668	49	7.630	1:03.958	49	8.479	1:03.982
76	4.153	1:12.719	33	7.351	1:05.651	33	7.834	1:03.860	33	7.997	1:03.267	33	8.767	1:03.903
33	4.672	1:13.238	76	7.584	1:06.403	76	11.190	1:06.983	76	14.648	1:06.562	76	18.861	1:07.346
27	6.406	1:14.972	27	11.346	1:07.912	27	15.771	1:07.802	27	21.752	1:09.085	23	27.154	1:08.375
23	7.602	1:16.168	23	12.233	1:07.603	23	16.354	1:07.498	23	21.912	1:08.662	27	27.807	1:09.188
81	9.563	1:18.129	81	14.794	1:08.203	81	19.233	1:07.816	81	23.634	1:07.505	81	28.302	1:07.801

Pembrey  
 Circuit Length = 1.4559 miles  
 Start: 12:43 End: 12:55

# Universal Racing Services Classic Formula Ford 1600 Championship

## RACE 13 - LAP CHART

Lap 6			Lap 7		
No	Behind	Laptime	No	Behind	Laptime
77		1:02.832	77		1:03.258
13	1.208	1:03.332	13	0.803	1:02.853
5	2.514	1:02.962	5	1.831	1:02.575
21	8.992	1:03.909	21	10.260	1:04.526
49	9.656	1:04.009	49	11.523	1:05.125
33	10.309	1:04.374	33	12.493	1:05.442
76	23.049	1:07.020	76	26.961	1:07.170
23	31.704	1:07.382	23	36.000	1:07.554
27	33.901	1:08.926	81	37.948	1:06.946
81	34.260	1:08.790	27	39.980	1:09.337

Pembrey  
Circuit Length = 1.4559 miles  
Start: 12:43 End: 12:55

# Welsh Sports & Saloon Car Championship

## QUALIFYING FOR RACE 5 - CLASSIFICATION

POS	NO	CL	NAME	ENTRY	TIME	ON	LAPS	GAP	DIFF	MPH
1	23	D	Alvin POWELL	Ford Mondeo	1:02.373	5	7			84.02
2	9	D	John MORRIS	Peugeot 206	1:05.514	5	6	3.141	3.141	80.00
3	66	C	Rhys LLOYD	Seat Leon Cupra	1:05.662	3	12	3.289	0.148	79.82
4	90	C	Nigel PIKE	Marcos Mantis	1:05.830	5	11	3.457	0.168	79.61
5	16	B	Mark NICOLSON	Honda Integra R	1:06.076	7	12	3.703	0.246	79.31
6	33	C	Kenneth RATTENBURY	Ford Sierra	1:06.131	9	12	3.758	0.055	79.25
7	22	C	Andrew WILLIAMS	Ford Sierra Sapphire	1:06.200	6	13	3.827	0.069	79.17
8	28	B	Rhodri JENKINS	Honda Civic R	1:06.816	6	12	4.443	0.616	78.44
9	1	D	Keith BUTCHER	Nissan Primera Supertourer	1:07.795	5	6	5.422	0.979	77.30
10	25	B	Anthony ALLITT	Honda Civic Type R	1:08.264	7	12	5.891	0.469	76.77
11	99	B	Paul TROWBRIDGE	Ginetta G20	1:08.886	7	12	6.513	0.622	76.08
12	82	C	M WRIGHT	Volkswagon Golf VR6	1:09.953	6	10	7.580	1.067	74.92
13	10	B	Mike WOODS	Honda Civic	1:10.162	4	12	7.789	0.209	74.70
14	32	B	Jason DAVIES	Ford Escort MK2	1:11.900	8	9	9.527	1.738	72.89
15	26	A	Glynme JONES	Alfa Romeo	1:12.306	6	11	9.933	0.406	72.48
16	8	B	Nigel BOWEN	Porsche 911	1:13.377	5	6	11.004	1.071	71.42
17	14	A	Yolande HUMPHREYS	Caterham	1:14.419	11	11	12.046	1.042	70.42
18	45	A	Adrian CHAPMAN	Raw Striker	1:17.415	6	11	15.042	2.996	67.70
19	29	B	Russell HAGGERTY	Peugeot 205 GTI	1:17.897	3	4	15.524	0.482	67.28
20	59	B	Geraint REES	Westfield SE1	1:18.965	2	2	16.592	1.068	66.37
21	19	A	Stephen HUMPHREYS	Caterham	1:26.956	3	5	24.583	7.991	60.27
22	55	A	Paul GIBBS	Rover 216 GTI	1:32.518	2	3	30.145	5.562	56.64

Weather / Track : Light Rain / Damp

These results are provisional until the conclusion of any judicial and technical matters.

Pembrey  
Circuit Length = 1.4559 miles  
Start: 11:58 End: 12:20

Clerk of Course :		Timekeeper :
-------------------	--	--------------

**Welsh Sports & Saloon Car Championship**  
**QUALIFYING FOR RACE 5 - LAP ANALYSIS**

<b>1</b>	<b>Keith BUTCHER</b>		Nissan Primera Supertourer				
1 -	1:21.183	+ 13.388	12:00:21.945	4 -	1:14.622	+ 6.827	12:04:01.981
2 -	1:14.246	+ 6.451	12:01:36.191	5 -	<b>1:07.795</b>		<b>12:05:09.776</b>
3 -	1:11.168	+ 3.373	12:02:47.359	6 -	1:11.445	+ 3.650	12:06:21.221
<b>8</b>	<b>Nigel BOWEN</b>		Porsche 911				
1 -	1:27.116	+ 13.739	12:06:15.169	4 -	1:18.076	+ 4.699	12:17:07.882
2 -	8:10.266	+ 6:56.889	12:14:25.435	5 -	<b>1:13.377</b>		<b>12:18:21.259</b>
3 -	1:24.371	+ 10.994	12:15:49.806	6 -	1:14.328	+ 0.951	12:19:35.587
<b>9</b>	<b>John MORRIS</b>		Peugeot 206				
1 -	1:25.209	+ 19.695	12:00:10.516	4 -	1:08.132	+ 2.618	12:03:53.861
2 -	1:18.071	+ 12.557	12:01:28.587	5 -	<b>1:05.514</b>		<b>12:04:59.375</b>
3 -	1:17.142	+ 11.628	12:02:45.729	6 -	1:10.035	+ 4.521	12:06:09.410
<b>10</b>	<b>Mike WOODS</b>		Honda Civic				
1 -	1:22.394	+ 12.232	11:59:45.053	7 -	1:18.306	+ 8.144	12:07:10.417
2 -	1:13.431	+ 3.269	12:00:58.484	8 -	7:22.698	+ 6:12.536	12:14:33.115
3 -	1:10.688	+ 0.526	12:02:09.172	9 -	1:15.698	+ 5.536	12:15:48.813
4 -	<b>1:10.162</b>		<b>12:03:19.334</b>	10 -	1:11.681	+ 1.519	12:17:00.494
5 -	1:16.195	+ 6.033	12:04:35.529	11 -	1:17.320	+ 7.158	12:18:17.814
6 -	1:16.582	+ 6.420	12:05:52.111	12 -	1:16.183	+ 6.021	12:19:33.997
<b>14</b>	<b>Yolande HUMPHREYS</b>		Caterham				
1 -	1:28.839	+ 14.420	12:00:07.704	7 -	7:54.034	+ 6:39.615	12:14:35.203
2 -	1:18.887	+ 4.468	12:01:26.591	8 -	1:16.441	+ 2.022	12:15:51.644
3 -	1:25.352	+ 10.933	12:02:51.943	9 -	1:18.545	+ 4.126	12:17:10.189
4 -	1:18.031	+ 3.612	12:04:09.974	10 -	1:22.436	+ 8.017	12:18:32.625
5 -	1:14.636	+ 0.217	12:05:24.610	11 -	<b>1:14.419</b>		<b>12:19:47.044</b>
6 -	1:16.559	+ 2.140	12:06:41.169				
<b>16</b>	<b>Mark NICOLSON</b>		Honda Integra R				
1 -	1:24.094	+ 18.018	11:59:55.235	7 -	<b>1:06.076</b>		<b>12:06:54.446</b>
2 -	1:12.735	+ 6.659	12:01:07.970	8 -	7:36.021	+ 6:29.945	12:14:30.467
3 -	1:09.757	+ 3.681	12:02:17.727	9 -	1:14.208	+ 8.132	12:15:44.675
4 -	1:08.391	+ 2.315	12:03:26.118	10 -	1:09.488	+ 3.412	12:16:54.163
5 -	1:12.316	+ 6.240	12:04:38.434	11 -	1:13.566	+ 7.490	12:18:07.729
6 -	1:09.936	+ 3.860	12:05:48.370	12 -	1:09.650	+ 3.574	12:19:17.379
<b>19</b>	<b>Stephen HUMPHREYS</b>		Caterham				
1 -	1:29.566	+ 2.610	12:00:07.704	4 -	1:28.642	+ 1.686	12:04:32.784
2 -	1:29.482	+ 2.526	12:01:37.186	5 -	1:27.779	+ 0.823	12:06:00.563
3 -	<b>1:26.956</b>		<b>12:03:04.142</b>				
<b>22</b>	<b>Andrew WILLIAMS</b>		Ford Sierra Sapphire				
1 -	1:16.688	+ 10.488	11:59:52.039	8 -	7:40.499	+ 6:34.299	12:14:17.890
2 -	1:08.938	+ 2.738	12:01:00.977	9 -	1:08.669	+ 2.469	12:15:26.559
3 -	1:08.235	+ 2.035	12:02:09.212	10 -	1:07.901	+ 1.701	12:16:34.460
4 -	1:07.201	+ 1.001	12:03:16.413	11 -	1:08.230	+ 2.030	12:17:42.690
5 -	1:07.144	+ 0.944	12:04:23.557	12 -	1:10.188	+ 3.988	12:18:52.878
6 -	<b>1:06.200</b>		<b>12:05:29.757</b>	13 -	1:09.745	+ 3.545	12:20:02.623
7 -	1:07.634	+ 1.434	12:06:37.391				
<b>23</b>	<b>Alvin POWELL</b>		Ford Mondeo				
1 -	1:20.390	+ 18.017	12:00:22.481	5 -	<b>1:02.373</b>		<b>12:04:51.305</b>
2 -	1:09.693	+ 7.320	12:01:32.174	6 -	1:05.110	+ 2.737	12:05:56.415
3 -	1:12.528	+ 10.155	12:02:44.702	7 -	1:12.677	+ 10.304	12:07:09.092
4 -	1:04.230	+ 1.857	12:03:48.932				
<b>25</b>	<b>Anthony ALLITT</b>		Honda Civic Type R				
1 -	1:19.808	+ 11.544	11:59:46.992	7 -	<b>1:08.264</b>		<b>12:06:46.817</b>
2 -	1:12.140	+ 3.876	12:00:59.132	8 -	7:38.846	+ 6:30.582	12:14:25.663
3 -	1:11.346	+ 3.082	12:02:10.478	9 -	1:10.417	+ 2.153	12:15:36.080

Pembrey  
Circuit Length = 1.4559 miles  
Start: 11:58 End: 12:20



## Welsh Sports & Saloon Car Championship

### QUALIFYING FOR RACE 5 - LAP ANALYSIS

4 -	1:09.489	+ 1.225	12:03:19.967	10 -	1:09.854	+ 1.590	12:16:45.934
5 -	1:10.300	+ 2.036	12:04:30.267	11 -	1:10.456	+ 2.192	12:17:56.390
6 -	1:08.286	+ 0.022	12:05:38.553	12 -	1:10.664	+ 2.400	12:19:07.054
<b>26</b>	<b>Glynme JONES</b>		<b>Alfa Romeo</b>				
1 -	1:26.596	+ 14.290	12:00:08.756	7 -	8:17.668	+ 7:05.362	12:14:47.110
2 -	1:18.954	+ 6.648	12:01:27.710	8 -	1:13.830	+ 1.524	12:16:00.940
3 -	1:19.707	+ 7.401	12:02:47.417	9 -	1:13.994	+ 1.688	12:17:14.934
4 -	1:17.043	+ 4.737	12:04:04.460	10 -	1:14.937	+ 2.631	12:18:29.871
5 -	1:12.676	+ 0.370	12:05:17.136	11 -	1:13.731	+ 1.425	12:19:43.602
6 -	<b>1:12.306</b>		<b>12:06:29.442</b>				
<b>28</b>	<b>Rhodri JENKINS</b>		<b>Honda Civic R</b>				
1 -	1:21.840	+ 15.024	11:59:43.844	7 -	1:10.517	+ 3.701	12:06:39.943
2 -	1:13.492	+ 6.676	12:00:57.336	8 -	7:48.490	+ 6:41.674	12:14:28.433
3 -	1:10.210	+ 3.394	12:02:07.546	9 -	1:11.518	+ 4.702	12:15:39.951
4 -	1:07.786	+ 0.970	12:03:15.332	10 -	1:07.816	+ 1.000	12:16:47.767
5 -	1:07.278	+ 0.462	12:04:22.610	11 -	1:12.406	+ 5.590	12:18:00.173
6 -	<b>1:06.816</b>		<b>12:05:29.426</b>	12 -	1:07.789	+ 0.973	12:19:07.962
<b>29</b>	<b>Russell HAGGERTY</b>		<b>Peugeot 205 GTI</b>				
1 -	1:25.335	+ 7.438	12:00:01.546	3 -	<b>1:17.897</b>		<b>12:02:38.311</b>
2 -	1:18.868	+ 0.971	12:01:20.414	4 -	2:03.668 P	+ 45.771	12:04:41.979
<b>32</b>	<b>Jason DAVIES</b>		<b>Ford Escort MK2</b>				
1 -	1:27.627	+ 15.727	12:00:08.306	6 -	7:47.280	+ 6:35.380	12:14:17.890
2 -	1:19.069	+ 7.169	12:01:27.375	7 -	1:13.088	+ 1.188	12:15:30.978
3 -	2:36.821	+ 1:24.921	12:04:04.196	8 -	<b>1:11.900</b>		<b>12:16:42.878</b>
4 -	1:14.245	+ 2.345	12:05:18.441	9 -	1:27.644 P	+ 15.744	12:18:10.522
5 -	1:12.169	+ 0.269	12:06:30.610				
<b>33</b>	<b>Kenneth RATTENBURY</b>		<b>Ford Sierra</b>				
1 -	1:16.934	+ 10.803	11:59:44.973	7 -	8:42.061	+ 7:35.930	12:14:18.143
2 -	1:10.519	+ 4.388	12:00:55.492	8 -	1:10.907	+ 4.776	12:15:29.050
3 -	1:07.457	+ 1.326	12:02:02.949	9 -	<b>1:06.131</b>		<b>12:16:35.181</b>
4 -	1:06.821	+ 0.690	12:03:09.770	10 -	1:07.763	+ 1.632	12:17:42.944
5 -	1:08.392	+ 2.261	12:04:18.162	11 -	1:07.131	+ 1.000	12:18:50.075
6 -	1:17.920 P	+ 11.789	12:05:36.082	12 -	1:06.661	+ 0.530	12:19:56.736
<b>45</b>	<b>Adrian CHAPMAN</b>		<b>Raw Striker</b>				
1 -	1:30.798	+ 13.383	12:00:04.402	7 -	7:50.713	+ 6:33.298	12:14:30.325
2 -	1:21.560	+ 4.145	12:01:25.962	8 -	1:20.536	+ 3.121	12:15:50.861
3 -	1:19.010	+ 1.595	12:02:44.972	9 -	1:18.987	+ 1.572	12:17:09.848
4 -	1:18.734	+ 1.319	12:04:03.706	10 -	1:22.494	+ 5.079	12:18:32.342
5 -	1:18.491	+ 1.076	12:05:22.197	11 -	1:19.031	+ 1.616	12:19:51.373
6 -	<b>1:17.415</b>		<b>12:06:39.612</b>				
<b>55</b>	<b>Paul GIBBS</b>		<b>Rover 216 GTi</b>				
1 -	4:40.974	+ 3:08.456	12:15:02.890	3 -	1:33.675	+ 1.157	12:18:09.083
2 -	<b>1:32.518</b>		<b>12:16:35.408</b>				
<b>59</b>	<b>Geraint REES</b>		<b>Westfield SE1</b>				
1 -	1:28.330	+ 9.365	12:00:08.001	2 -	<b>1:18.965</b>		<b>12:01:26.966</b>
<b>66</b>	<b>Rhys LLOYD</b>		<b>Seat Leon Cupra</b>				
1 -	1:14.737	+ 9.075	11:59:39.709	7 -	1:06.524	+ 0.862	12:06:18.091
2 -	1:07.812	+ 2.150	12:00:47.521	8 -	8:17.242	+ 7:11.580	12:14:35.333
3 -	<b>1:05.662</b>		<b>12:01:53.183</b>	9 -	1:09.552	+ 3.890	12:15:44.885
4 -	1:06.171	+ 0.509	12:02:59.354	10 -	1:05.880	+ 0.218	12:16:50.765
5 -	1:05.758	+ 0.096	12:04:05.112	11 -	1:07.118	+ 1.456	12:17:57.883
6 -	1:06.455	+ 0.793	12:05:11.567	12 -	1:06.482	+ 0.820	12:19:04.365
<b>82</b>	<b>M WRIGHT</b>		<b>Volkswagon Golf VR6</b>				
1 -	1:24.692	+ 14.739	12:00:13.111	6 -	<b>1:09.953</b>		<b>12:06:30.752</b>

Pembrey  
Circuit Length = 1.4559 miles  
Start: 11:58 End: 12:20

**Welsh Sports & Saloon Car Championship**  
**QUALIFYING FOR RACE 5 - LAP ANALYSIS**

2 -	1:21.732	+ 11.779	12:01:34.843	7 -	7:52.135	+ 6:42.182	12:14:22.887
3 -	1:21.113	+ 11.160	12:02:55.956	8 -	1:16.755	+ 6.802	12:15:39.642
4 -	1:12.031	+ 2.078	12:04:07.987	9 -	1:14.109	+ 4.156	12:16:53.751
5 -	1:12.812	+ 2.859	12:05:20.799	10 -	1:32.856 p	+ 22.903	12:18:26.607
<b>90</b>	<b>Nigel PIKE</b>		<b>Marcos Mantis</b>				
1 -	1:25.383	+ 19.553	12:00:24.850	7 -	8:18.043	+ 7:12.213	12:14:36.651
2 -	1:12.267	+ 6.437	12:01:37.117	8 -	1:12.902	+ 7.072	12:15:49.553
3 -	1:11.069	+ 5.239	12:02:48.186	9 -	1:09.005	+ 3.175	12:16:58.558
4 -	1:16.198	+ 10.368	12:04:04.384	10 -	1:08.714	+ 2.884	12:18:07.272
5 -	<b>1:05.830</b>		<b>12:05:10.214</b>	11 -	1:07.064	+ 1.234	12:19:14.336
6 -	1:08.394	+ 2.564	12:06:18.608				
<b>99</b>	<b>Paul TROWBRIDGE</b>		<b>Ginetta G20</b>				
1 -	1:23.479	+ 14.593	11:59:47.928	7 -	<b>1:08.886</b>		<b>12:07:00.218</b>
2 -	1:15.394	+ 6.508	12:01:03.322	8 -	7:30.686	+ 6:21.800	12:14:30.904
3 -	1:12.333	+ 3.447	12:02:15.655	9 -	1:15.224	+ 6.338	12:15:46.128
4 -	1:10.384	+ 1.498	12:03:26.039	10 -	1:12.386	+ 3.500	12:16:58.514
5 -	1:13.663	+ 4.777	12:04:39.702	11 -	1:17.519	+ 8.633	12:18:16.033
6 -	1:11.630	+ 2.744	12:05:51.332	12 -	1:19.722	+ 10.836	12:19:35.755

Pembrey  
Circuit Length = 1.4559 miles  
Start: 11:58 End: 12:20

# Welsh Sport & Saloon Car Championship

## RACE 5 - GRID

ROW 11	1:26.956 19 Stephen HUMPHREYS	1:32.518 55 Paul GIBBS
ROW 10	1:17.897 29 Russell HAGGERTY	1:18.965 59 Geraint REES
ROW 9	1:14.419 14 Yolande HUMPHREYS	1:17.415 45 Adrian CHAPMAN
ROW 8	1:12.306 26 Glynme JONES	1:13.377 8 Nigel BOWEN
ROW 7	1:10.162 10 Mike WOODS	1:11.900 32 Jason DAVIES
ROW 6	1:08.886 99 Paul TROWBRIDGE	1:09.953 82 M WRIGHT
ROW 5	1:07.795 1 Keith BUTCHER	1:08.264 25 Anthony ALLITT
ROW 4	1:06.200 22 Andrew WILLIAMS	1:06.816 28 Rhodri JENKINS
ROW 3	1:06.076 16 Mark NICOLSON	1:06.131 33 Kenneth RATTENBURY
ROW 2	1:05.662 66 Rhys LLOYD	1:05.830 90 Nigel PIKE
ROW 1	1:02.373 23 Alvin POWELL	1:05.514 9 John MORRIS
<b>Pole</b>		
		

Pembrey  
Circuit Length = 1.4559 miles

**These results are provisional until the conclusion of any judicial and technical matters.**

Clerk of Course :		Timekeeper :
-------------------	--	--------------

# Welsh Sport & Saloon Car Championship

## RACE 5 - CLASSIFICATION

POS	NO	CL	NAME	ENTRY	LAPS	TIME	GAP	DIFF	MPH	BEST	ON
1	66	C	Rhys LLOYD	Seat Leon Cupra	7	7:56.677			76.96	1:07.106	2
2	23	D	Alvin POWELL	Ford Mondeo	7	8:16.148	19.471	19.471	73.94	1:05.854	6
3	22	C	Andrew WILLIAMS	Ford Sierra Sapphire	7	8:25.701	29.024	9.553	72.54	1:09.868	5
4	25	B	Anthony ALLITT	Honda Civic Type R	7	8:40.422	43.745	14.721	70.49	1:12.131	6
5	1	D	Keith BUTCHER	Nissan Primera Supertourer	7	8:41.163	44.486	0.741	70.39	1:10.482	7
6	28	B	Rhodri JENKINS	Honda Civic R	7	8:51.246	54.569	10.083	69.06	1:13.188	7
7	32	B	Jason DAVIES	Ford Escort MK2	7	8:51.382	54.705	0.136	69.04	1:11.676	6
8	82	C	M WRIGHT	Volkswagon Golf VR6	7	8:53.672	56.995	2.290	68.74	1:12.918	7
9	10	B	Mike WOODS	Honda Civic	7	8:55.332	58.655	1.660	68.53	1:13.066	7
10	16	B	Mark NICOLSON	Honda Integra R	7	9:02.155	1:05.478	6.823	67.67	1:13.392	6
11	99	B	Paul TROWBRIDGE	Ginetta G20	7	9:02.497	1:05.820	0.342	67.62	1:13.327	5
12	26	A	Glynne JONES	Alfa Romeo	6	8:21.740	1 lap	1 lap	62.67	1:21.403	4
13	14	A	Yolande HUMPHREYS	Caterham	6	8:25.119	1 lap	3.379	62.25	1:21.067	3
14	29	B	Russell HAGGERTY	Peugeot 205 GTI	6	8:32.628	1 lap	7.509	61.34	1:22.675	3
NOT CLASSIFIED											
DNF	8	B	Nigel BOWEN	Porsche 911	5	7:00.528	2 laps	1 lap	62.31	1:13.722	5
DNF	9	D	John MORRIS	Peugeot 206	5	7:40.778	2 laps	40.250	56.87	1:14.440	2
DNF	90	C	Nigel PIKE	Marcos Mantis	2	2:27.152	5 laps	3 laps	71.23	1:12.324	1
DNF	45	A	Adrian CHAPMAN	Raw Striker	2	3:43.901	5 laps	1:16.749	46.81		
NC	33	C	Kenneth RATTENBURY	Ford Sierra	7	8:31.120	34.443	0.000	71.77		7
FASTEST LAP											
	23	D	Alvin POWELL	Ford Mondeo	6	1:05.854		79.58 mph		128.08 kph	
	32	B	Jason DAVIES	Ford Escort MK2	6	1:11.676		73.12 mph		117.67 kph	
	14	A	Yolande HUMPHREYS	Caterham	3	1:21.067		64.65 mph		104.04 kph	
	66	C	Rhys LLOYD	Seat Leon Cupra	2	1:07.106		78.10 mph		125.69 kph	

Car 33 not running at time of Red Flag

Weather / Track : Raining / Wet

These results are provisional until the conclusion of any judicial and technical matters.

Pembrey

Circuit Length = 1.4559 miles

Start: 15:41 End: 15:57

Clerk of Course :		Timekeeper :
-------------------	--	--------------

# Welsh Sport & Saloon Car Championship

## RACE 5 - LAP CHART

Lap 1			Lap 2			Lap 3			Lap 4			Lap 5		
No	Behind	Laptime	No	Behind	Laptime	No	Behind	Laptime	No	Behind	Laptime	No	Behind	Laptime
66		1:10.136	66		1:07.106	66		1:07.465	66		1:07.615	66		1:08.258
90	2.188	1:12.324	90	9.910	1:14.828	22	17.678	1:11.901	22	20.762	1:10.699	29	1 LAP	1:23.286
9	5.598	1:15.734	9	12.932	1:14.440	45	1 LAP	2:07.300 P	23	24.516	1:08.097	8	1 LAP	1:14.989
22	9.620	1:19.756	22	13.242	1:10.728	9	20.201	1:14.734	33	30.212	1:10.745	22	22.372	1:09.868
25	11.308	1:21.444	25	19.600	1:15.398	23	24.034	1:10.249	25	31.383	1:13.511	23	22.732	1:06.474
8	11.438	1:21.574	23	21.250	1:11.956	25	25.487	1:13.352	1	35.150	1:12.780	33	31.949	1:09.995
1	13.028	1:23.164	1	22.066	1:16.144	33	27.082	1:10.397	28	37.655	1:13.839	25	35.310	1:12.185
28	14.169	1:24.305	28	23.885	1:16.822	1	29.985	1:15.384	82	40.825	1:14.181	1	38.589	1:11.697
82	15.281	1:25.417	33	24.150	1:14.689	28	31.431	1:15.011	32	41.114	1:14.078	28	43.606	1:14.209
32	16.068	1:26.204	82	25.945	1:17.770	82	34.259	1:15.779	9	42.037	1:29.451	82	46.310	1:13.743
23	16.400	1:26.536	32	26.373	1:17.411	32	34.651	1:15.743	10	42.704	1:14.321	32	46.563	1:13.707
33	16.567	1:26.703	10	28.627	1:17.540	10	35.998	1:14.836	16	46.547	1:14.606	10	47.817	1:13.371
26	17.303	1:27.439	16	31.764	1:19.328	16	39.556	1:15.257	99	49.563	1:13.543	16	53.173	1:14.884
10	18.193	1:28.329	99	36.662	1:25.260	99	43.635	1:14.438	26	1:06.398	1:21.403	99	54.632	1:13.327
99	18.508	1:28.644	26	37.707	1:27.510	26	52.610	1:22.368	14	1:07.616	1:21.990			
16	19.542	1:29.678	14	39.639	1:25.411	14	53.241	1:21.067						
14	21.334	1:31.470	29	40.933	1:25.925	29	56.143	1:22.675						
29	22.114	1:32.250	8	59.775	1:55.443	8	1:07.110	1:14.800						
45	26.465	1:36.601												


# Welsh Sport & Saloon Car Championship

## RACE 5 - LAP CHART

Lap 6			Lap 7		
No	Behind	Laptime	No	Behind	Laptime
66		1:08.289	66		1:07.808
26	1 LAP	1:21.482	23	19.471	1:06.982
8	1 LAP	1:13.722	26	1 LAP	1:21.538
14	1 LAP	1:23.607	14	1 LAP	1:21.574
23	20.297	1:05.854	22	29.024	1:11.388
29	1 LAP	1:25.050	33	34.443	1:09.243
22	25.444	1:11.361	29	1 LAP	1:23.442
33	33.008	1:09.348	25	43.745	1:12.401
25	39.152	1:12.131	1	44.486	1:10.482
1	41.812	1:11.512	28	54.569	1:13.188
28	49.189	1:13.872	32	54.705	1:12.563
32	49.950	1:11.676	82	56.995	1:12.918
82	51.885	1:13.864	10	58.655	1:13.066
9	1 LAP	2:26.419 P	16	1:05.478	1:15.010
10	53.397	1:13.869	99	1:05.820	1:13.877
16	58.276	1:13.392			
99	59.751	1:13.408			

Pembrey  
 Circuit Length = 1.4559 miles  
 Start: 15:41 End: 15:57

**Welsh Sports & Saloon Car Championship**  
**RACE 10 - GRID**

ROW 10	33	Kenneth RATTENBURY		
ROW 9	90	Nigel PIKE	45	Adrian CHAPMAN
ROW 8	8	Nigel BOWEN	9	John MORRIS
ROW 7	14	Yolande HUMPHREYS	29	Russell HAGGERTY
ROW 6	99	Paul TROWBRIDGE	26	Glynme JONES
ROW 5	10	Mike WOODS	16	Mark NICOLSON
ROW 4	32	Jason DAVIES	82	M WRIGHT
ROW 3	1	Keith BUTCHER	28	Rhodri JENKINS
ROW 2	22	Andrew WILLIAMS	25	Anthony ALLITT
ROW 1	66	Rhys LLOYD	23	Alvin POWELL
<b>Pole</b>				
				

Pembrey  
Circuit Length = 1.4559 miles

**These results are provisional until the conclusion of any judicial and technical matters.**

Clerk of Course :		Timekeeper :
-------------------	--	--------------

# Welsh Sports & Saloon Car Championship

## RACE 10 - CLASSIFICATION - AMENDED

POS	NO	CL	NAME	ENTRY	LAPS	TIME	GAP	DIFF	MPH	BEST	ON
1	23	D	Alvin POWELL	Ford Mondeo	8	8:33.477			81.65	1:00.994	4
2	66	C	Rhys LLOYD	Seat Leon Cupra	8	8:36.872	3.395	3.395	81.12	1:03.204	4
3	9	D	John MORRIS	Peugeot 206	8	8:41.977	8.500	5.105	80.32	1:02.683	4
4	22	C	Andrew WILLIAMS	Ford Sierra Sapphire	8	8:53.990	20.513	12.013	78.52	1:05.555	6
5	16	B	Mark NICOLSON	Honda Integra R	8	9:16.789	43.312	22.799	75.30	1:06.706	5
6	25	B	Anthony ALLITT	Honda Civic Type R	8	9:17.964	44.487	1.175	75.14	1:08.097	8
7	8	C	Nigel BOWEN	Porsche 911	8	9:19.334	45.857	1.370	74.96	1:06.516	8
8	99	B	Paul TROWBRIDGE	Ginetta G20	8	9:24.258	50.781	4.924	74.30	1:07.811	7
9	82	C	M WRIGHT	Volkswagon Golf VR6	8	9:24.759	51.282	0.501	74.24	1:07.894	4
10	28	B	Rhodri JENKINS	Honda Civic R	8	9:42.742	1:09.265	17.983	71.95	1:08.169	6
11	26	A	Glynme JONES	Alfa Romeo	7	8:42.879	1 lap	1 lap	70.16	1:11.666	7
12	45	A	Adrian CHAPMAN	Raw Striker	7	8:49.374	1 lap	6.495	69.30	1:11.908	7
13	14	A	Yolande HUMPHREYS	Caterham	7	8:53.195	1 lap	3.821	68.80	1:12.872	7
14	19	A	Stephen HUMPHREYS	Caterham	7	9:04.393	1 lap	11.198	67.39	1:15.400	4
15	29	B	Russell HAGGERTY	Peugeot 205 GTI	7	9:10.622	1 lap	6.229	66.63	1:16.587	4
NOT CLASSIFIED											
NC	10	B	Mike WOODS	Honda Civic	7	8:43.705	1 lap		70.05		7
FASTEST LAP											
66	C	Rhys LLOYD	Seat Leon Cupra		4	1:03.204		82.92 mph		133.45 kph	
23	D	Alvin POWELL	Ford Mondeo		4	1:00.994		85.92 mph		138.28 kph	
26	A	Glynme JONES	Alfa Romeo		7	1:11.666		73.13 mph		117.69 kph	
16	B	Mark NICOLSON	Honda Integra R		5	1:06.706		78.57 mph		126.44 kph	

Car 10 not running at time of Red Flag

Weather / Track : Bright / Drying

These results are provisional until the conclusion of any judicial and technical matters.

Pembrey

Circuit Length = 1.4559 miles

Start: 11:09 End: 11:20

Clerk of Course :		Timekeeper :
-------------------	--	--------------



# Welsh Sports & Saloon Car Championship

## RACE 10 - LAP CHART

Lap 1			Lap 2			Lap 3			Lap 4			Lap 5		
No	Behind	Laptime	No	Behind	Laptime	No	Behind	Laptime	No	Behind	Laptime	No	Behind	Laptime
66		1:09.962	66		1:03.870	66		1:03.367	66		1:03.204	23		1:01.796
22	1.545	1:11.507	22	3.670	1:05.995	23	3.731	1:02.733	23	1.521	1:00.994	66	0.788	1:04.105
9	3.284	1:13.246	9	3.963	1:04.549	9	5.230	1:04.634	9	4.709	1:02.683	9	5.806	1:04.414
23	5.880	1:15.842	23	4.365	1:02.355	22	6.952	1:06.649	22	9.388	1:05.640	22	12.402	1:06.331
25	5.971	1:15.933	25	11.548	1:09.447	25	17.111	1:08.930	25	22.644	1:08.737	25	27.818	1:08.491
28	6.624	1:16.586	82	15.769	1:11.057	16	20.541	1:07.869	16	24.900	1:07.563	16	28.289	1:06.706
16	7.271	1:17.233	16	16.039	1:12.638	82	22.698	1:10.296	82	27.388	1:07.894	82	32.839	1:08.768
82	8.582	1:18.544	99	16.363	1:10.843	99	23.141	1:10.145	99	27.909	1:07.972	8	33.200	1:07.385
99	9.390	1:19.352	8	18.333	1:10.296	8	24.233	1:09.267	8	29.132	1:08.103	99	33.709	1:09.117
8	11.907	1:21.869	26	23.800	1:14.765	26	34.970	1:14.537	26	44.683	1:12.917	28	52.720	1:08.818
26	12.905	1:22.867	45	27.846	1:17.820	45	38.895	1:14.416	28	47.219	1:10.259	26	55.384	1:14.018
45	13.896	1:23.858	29	28.617	1:17.803	14	1 LAP	1:13.706	45	49.039	1:13.348	45	59.471	1:13.749
29	14.684	1:24.646	19	29.022	1:17.446	28	40.164	1:09.794	14	1 LAP	1:14.012	14	1 LAP	1:13.597
19	15.446	1:25.408	14	1 LAP	2:43.085	19	42.280	1:16.625	19	54.476	1:15.400	10	1:02.088	1:09.770
10	32.227	1:42.189	28	33.737	1:30.983	29	44.009	1:18.759	10	55.635	1:09.457			
			10	43.604	1:15.247	10	49.382	1:09.145	29	57.392	1:16.587			


Pembrey  
 Circuit Length = 1.4559 miles  
 Start: 11:09 End: 11:20

**Welsh Sports & Saloon Car Championship**  
**RACE 10 - LAP CHART**

Lap 6			Lap 7			Lap 8		
No	Behind	Laptime	No	Behind	Laptime	No	Behind	Laptime
23		1:02.621	23		1:03.796	23		1:03.340
66	2.907	1:04.740	26	1 LAP	1:12.109	66	3.395	1:03.547
19	1 LAP	1:16.133	66	3.188	1:04.077	9	8.500	1:04.238
9	6.736	1:03.551	10	1 LAP	1:09.762	26	1 LAP	1:11.666
29	1 LAP	1:18.899	45	1 LAP	1:14.275	10	1 LAP	1:08.135
22	15.336	1:05.555	9	7.602	1:04.662	45	1 LAP	1:11.908
25	34.725	1:09.528	14	2 LAPS	1:15.923	14	2 LAPS	1:12.872
16	34.866	1:09.198	22	18.070	1:06.530	22	20.513	1:05.783
8	39.367	1:08.788	19	1 LAP	1:17.320	19	1 LAP	1:16.061
82	40.883	1:10.665	29	1 LAP	1:17.317	29	1 LAP	1:16.611
99	41.199	1:10.111	16	38.720	1:07.650	16	43.312	1:07.932
28	58.268	1:08.169	25	39.730	1:08.801	25	44.487	1:08.097
			8	42.681	1:07.110	8	45.857	1:06.516
			82	45.064	1:07.977	99	50.781	1:08.907
			99	45.214	1:07.811	82	51.282	1:09.558
			28	1:03.207	1:08.735	28	1:09.265	1:09.398

Pembrey  
 Circuit Length = 1.4559 miles  
 Start: 11:09 End: 11:20

**Welsh Sports and Saloon Car Championship**  
**RACE 17 - GRID - AMENDED**

ROW 8	29   Russell HAGGERTY	10   Mike WOODS
ROW 7	14   Yolande HUMPHREYS	19   Stephen HUMPHREYS
ROW 6	26   Glynme JONES	45   Adrian CHAPMAN
ROW 5	82   M WRIGHT	28   Rhodri JENKINS
ROW 4	8   Nigel BOWEN	99   Paul TROWBRIDGE
ROW 3	16   Mark NICOLSON	25   Anthony ALLITT
ROW 2	9   John MORRIS	22   Andrew WILLIAMS
ROW 1	23   Alvin POWELL	66   Rhys LLOYD
<b>Pole</b>		
		

Pembrey  
Circuit Length = 1.4559 miles

**These results are provisional until the conclusion of any judicial and technical matters.**

Clerk of Course :		Timekeeper :
-------------------	--	--------------

# Welsh Sports and Saloon Car Championship

## RACE 17 - RESTART - CLASSIFICATION

POS	NO	CL	NAME	ENTRY	LAPS	TIME	GAP	DIFF	MPH	BEST	ON
1	66	C	Rhys LLOYD	Seat Leon Cupra	11	11:44.837			81.79	1:02.376	5
2	9	D	John MORRIS	Peugeot 206	11	12:10.448	25.611	25.611	78.92	1:02.984	3
3	22	C	Andrew WILLIAMS	Ford Sierra Sapphire	11	12:12.532	27.695	2.084	78.70	1:05.584	5
4	16	B	Mark NICOLSON	Honda Integra R	11	12:32.956	48.119	20.424	76.56	1:06.886	10
5	28	B	Rhodri JENKINS	Honda Civic R	11	12:35.958	51.121	3.002	76.26	1:07.017	10
6	25	B	Anthony ALLITT	Honda Civic Type	11	12:44.851	1:00.014	8.89	75.37	1:08.311	7
7	82	C	M WRIGHT	Volkswagon Golf VR6	11	12:52.510	1:07.673	7.659	74.63	1:07.661	7
8	10	B	Mike WOODS	Honda Civiic	11	12:53.359	1:08.522	0.849	74.54	1:07.035	7
9	45	A	Adrian CHAPMAN	Raw Striker	10	12:06.531	1 lap	1 lap	72.13	1:10.784	5
10	14	A	Yolande HUMPHREYS	Caterham	10	12:16.290	1 lap	9.759	71.18	1:11.383	8
11	19	A	Stephen HUMPHREYS	Caterham	10	12:37.762	1 lap	21.472	69.16	1:14.264	3
12	29	B	Russell HAGGERTY	Peugeot 205 GTI	10	12:58.817	1 lap	21.055	67.29	1:15.844	3

### NOT CLASSIFIED

DNF	23	D	Alvin POWELL	Ford Mondeo	4	4:17.729	7 laps	6 laps	81.34	1:00.941	3
DNF	99	B	Paul TROWBRIDGE	Ginetta G20	3	3:53.885	8 laps	1 lap	67.22	1:10.520	2
DNF	26	A	Glynme JONES	Alfa Romeo	9	10:58.676	2 laps	0.000	71.61	1:11.530	9
DNF	8	C	Nigel BOWEN	Porsche 911	0						

### FASTEST LAP

66	C	Rhys LLOYD	Seat Leon Cupra	5	1:02.376	84.02 mph	135.22 kph
23	D	Alvin POWELL	Ford Mondeo	3	1:00.941	86.00 mph	138.40 kph
16	B	Mark NICOLSON	Honda Integra R	10	1:06.886	78.35 mph	126.10 kph
45	A	Adrian CHAPMAN	Raw Striker	5	1:10.784	74.04 mph	119.16 kph

CAR 14 - YOUR TRANSPONDER DOES NOT WORK.

Weather / Track : Bright / Dry

These results are provisional until the conclusion of any judicial and technical matters.

Pembrey  
Circuit Length = 1.4559 miles  
Start: 15:45 End: 15:58

Clerk of Course :		Timekeeper :
-------------------	--	--------------

**Welsh Sports and Saloon Car Championship**  
**RACE 17 - RESTART - LAP CHART**

Lap 1			Lap 2			Lap 3			Lap 4			Lap 5		
No	Behind	Laptime	No	Behind	Laptime	No	Behind	Laptime	No	Behind	Laptime	No	Behind	Laptime
9		1:06.981	66		1:02.701	66		1:02.571	66		1:02.530	66		1:02.376
66	0.141	1:07.122	9	0.700	1:03.542	9	1.113	1:02.984	9	1.763	1:03.180	22	16.585	1:05.584
22	2.992	1:09.973	23	6.008	1:02.105	23	4.378	1:00.941	23	2.805	1:00.957	9	19.064	1:19.677
25	6.230	1:13.211	22	6.514	1:06.364	22	9.867	1:05.924	22	13.377	1:06.040	16	26.273	1:07.280
16	6.449	1:13.430	16	11.484	1:07.877	16	16.101	1:07.188	16	21.369	1:07.798	25	32.701	1:08.865
99	6.637	1:13.618	25	13.742	1:10.354	25	19.680	1:08.509	25	26.212	1:09.062	28	32.840	1:08.856
23	6.745	1:13.726	28	14.053	1:09.159	28	19.797	1:08.315	28	26.360	1:09.093	82	34.535	1:08.449
28	7.736	1:14.717	99	14.315	1:10.520	82	22.682	1:10.163	82	28.462	1:08.310	10	34.874	1:08.153
82	9.567	1:16.548	82	15.090	1:08.365	10	23.060	1:09.525	10	29.097	1:08.567	45	50.741	1:10.784
10	10.160	1:17.141	10	16.106	1:08.788	14	33.088	1:11.797	45	42.333	1:11.380	14	52.435	1:11.937
26	14.599	1:21.580	26	23.661	1:11.904	45	33.483	1:10.923	14	42.874	1:12.316	26	53.341	1:11.991
19	15.012	1:21.993	14	23.862	1:11.691	26	34.166	1:13.076	26	43.726	1:12.090	19	1:03.833	1:14.722
14	15.013	1:21.994	45	25.131	1:12.350	19	39.420	1:14.264	19	51.487	1:14.597			
45	15.623	1:22.604	19	27.727	1:15.557	99	41.491	1:29.747	29	56.613	1:16.233			
29	15.852	1:22.833	29	29.637	1:16.627	29	42.910	1:15.844						

CAR 14 - YOUR TRANSPONDER DOES NOT WORK.

Pembrey  
 Circuit Length = 1.4559 miles  
 Start: 15:45 End: 15:58

**Welsh Sports and Saloon Car Championship**  
**RACE 17 - RESTART - LAP CHART**

Lap 6			Lap 7			Lap 8			Lap 9			Lap 10		
No	Behind	Laptime	No	Behind	Laptime	No	Behind	Laptime	No	Behind	Laptime	No	Behind	Laptime
66		1:04.523	66		1:03.786	66		1:04.113	66		1:03.854	66		1:03.929
29	1 LAP	1:16.043	19	1 LAP	1:15.214	45	1 LAP	1:11.731	45	1 LAP	1:11.289	45	1 LAP	1:11.251
22	18.418	1:06.356	29	1 LAP	1:16.741	14	1 LAP	1:13.427	14	1 LAP	1:11.383	26	1 LAP	1:11.530
9	20.557	1:06.016	9	20.537	1:03.766	26	1 LAP	1:12.975	26	1 LAP	1:11.560	14	1 LAP	1:12.165
16	29.963	1:08.213	22	20.848	1:06.216	9	20.877	1:04.453	9	22.217	1:05.194	9	22.605	1:04.317
28	36.477	1:08.160	16	33.800	1:07.623	19	1 LAP	1:14.384	22	25.096	1:06.129	22	26.860	1:05.693
25	37.238	1:09.060	28	39.775	1:07.084	22	22.821	1:06.086	19	1 LAP	1:15.204	19	1 LAP	1:14.946
10	38.812	1:08.461	25	41.763	1:08.311	29	1 LAP	1:18.087	16	42.049	1:08.274	16	45.006	1:06.886
82	39.371	1:09.359	10	42.061	1:07.035	16	37.629	1:07.942	29	1 LAP	1:17.409	28	49.342	1:07.017
45	58.257	1:12.039	82	43.246	1:07.661	28	42.909	1:07.247	28	46.254	1:07.199	25	56.707	1:08.814
14	1:00.081	1:12.169				25	47.103	1:09.453	25	51.822	1:08.573	10	57.042	1:08.778
26	1:00.788	1:11.970				10	47.391	1:09.443	10	52.193	1:08.656	82	57.932	1:09.292
						82	47.879	1:08.746	82	52.569	1:08.544	29	1 LAP	1:19.057

CAR 14 - YOUR TRANSPONDER DOES NOT WORK.

Pembrey  
 Circuit Length = 1.4559 miles  
 Start: 15:45 End: 15:58

**Welsh Sports and Saloon Car Championship**  
**RACE 17 - RESTART - LAP CHART**

Lap 11		
No	Behind	Laptime
66		1:07.332
45	1 LAP	1:12.180
9	25.611	1:10.338
22	27.695	1:08.167
14	1 LAP	1:17.411
16	48.119	1:10.445
28	51.121	1:09.111
19	1 LAP	1:16.881
25	1:00.014	1:10.639
82	1:07.673	1:17.073
10	1:08.522	1:18.812
29	1 LAP	1:19.943

**CAR 14 - YOUR TRANSPONDER DOES NOT WORK.**

**Lancaster Insurance MG Owners Club Championship (Class A & F)**  
**QUALIFYING FOR RACE 9 - CLASSIFICATION**

POS	NO	CL	NAME	ENTRY	TIME	ON	LAPS	GAP	DIFF	MPH
1	5	F	Stuart PLOTNEK	MG F	1:09.366	8	9			75.55
2	44	F	Martin WILLS	MG F	1:10.375	11	12	1.009	1.009	74.47
3	1	F	Ian EVANS	MG F	1:11.100	8	12	1.734	0.725	73.71
4	3	F	Ian DEAVES	MGF F VVC	1:11.119	10	11	1.753	0.019	73.69
5	59	F	Paul NAISH	MG TF	1:11.337	8	10	1.971	0.218	73.47
6	6	F	Robin WALKER	MG F	1:12.602	11	12	3.236	1.265	72.19
7	23	F	Paul SAVAGE	MGF VVC	1:12.967	12	12	3.601	0.365	71.82
8	66	A	William SHARPE	MG Midget	1:12.978	9	12	3.612	0.011	71.81
9	27	F	Peter HIGTON	MG F	1:14.952	3	4	5.586	1.974	69.92
10	37	A	John KIMBER	MG B GT	1:15.692	10	11	6.326	0.740	69.24
11	18	A	Malcolm HILL	MGB GT	1:15.700	5	11	6.334	0.008	69.23
12	92	A	Philip WATERMAN	MG Midget	1:15.930	9	11	6.564	0.230	69.02
13	46	A	Kevin BROADLEY	MGB GT	1:20.196	6	7	10.830	4.266	65.35
14	9	A	Christopher FLOOKS	MGB GT	1:20.922	11	11	11.556	0.726	64.76

Weather / Track : Light Rain / Damp

These results are provisional until the conclusion of any judicial and technical matters.

Pembrey  
 Circuit Length = 1.4559 miles  
 Start: 11:38 End: 11:54

Clerk of Course :		Timekeeper :
-------------------	--	--------------



**Lancaster Insurance MG Owners Club Championship (Class A & F)**  
**QUALIFYING FOR RACE 9 - LAP ANALYSIS**

<b>1</b>	<b>Ian EVANS</b>		<b>MG F</b>				
1 -	1:30.434	+ 19.334	11:40:23.977	7 -	1:12.009	+ 0.909	11:47:43.253
2 -	1:17.512	+ 6.412	11:41:41.489	8 -	<b>1:11.100</b>		<b>11:48:54.353</b>
3 -	1:14.613	+ 3.513	11:42:56.102	9 -	1:12.399	+ 1.299	11:50:06.752
4 -	1:11.835	+ 0.735	11:44:07.937	10 -	1:11.852	+ 0.752	11:51:18.604
5 -	1:11.831	+ 0.731	11:45:19.768	11 -	1:11.159	+ 0.059	11:52:29.763
6 -	1:11.476	+ 0.376	11:46:31.244	12 -	1:11.982	+ 0.882	11:53:41.745
<b>3</b>	<b>Ian DEAVES</b>		<b>MGF F VVC</b>				
1 -	1:24.196	+ 13.077	11:40:08.328	7 -	1:14.684	+ 3.565	11:47:48.925
2 -	1:19.111	+ 7.992	11:41:27.439	8 -	1:12.117	+ 0.998	11:49:01.042
3 -	1:26.322	+ 15.203	11:42:53.761	9 -	1:11.757	+ 0.638	11:50:12.799
4 -	1:13.956	+ 2.837	11:44:07.717	10 -	<b>1:11.119</b>		<b>11:51:23.918</b>
5 -	1:14.295	+ 3.176	11:45:22.012	11 -	1:47.430 P	+ 36.311	11:53:11.348
6 -	1:12.229	+ 1.110	11:46:34.241				
<b>5</b>	<b>Stuart PLOTNEK</b>		<b>MG F</b>				
1 -	1:18.384	+ 9.018	11:39:48.662	6 -	1:09.678	+ 0.312	11:45:43.293
2 -	1:12.637	+ 3.271	11:41:01.299	7 -	1:09.505	+ 0.139	11:46:52.798
3 -	1:10.679	+ 1.313	11:42:11.978	8 -	<b>1:09.366</b>		<b>11:48:02.164</b>
4 -	1:11.045	+ 1.679	11:43:23.023	9 -	1:19.417 P	+ 10.051	11:49:21.581
5 -	1:10.592	+ 1.226	11:44:33.615				
<b>6</b>	<b>Robin WALKER</b>		<b>MG F</b>				
1 -	1:23.720	+ 11.118	11:40:05.014	7 -	1:12.762	+ 0.160	11:47:29.229
2 -	1:15.722	+ 3.120	11:41:20.736	8 -	1:13.702	+ 1.100	11:48:42.931
3 -	1:13.946	+ 1.344	11:42:34.682	9 -	1:12.771	+ 0.169	11:49:55.702
4 -	1:15.238	+ 2.636	11:43:49.920	10 -	1:13.566	+ 0.964	11:51:09.268
5 -	1:13.424	+ 0.822	11:45:03.344	11 -	<b>1:12.602</b>		<b>11:52:21.870</b>
6 -	1:13.123	+ 0.521	11:46:16.467	12 -	1:13.092	+ 0.490	11:53:34.962
<b>9</b>	<b>Christopher FLOOKS</b>		<b>MGB GT</b>				
1 -	1:40.385	+ 19.463	11:40:29.463	7 -	1:24.096	+ 3.174	11:49:14.774
2 -	1:31.936	+ 11.014	11:42:01.399	8 -	1:22.749	+ 1.827	11:50:37.523
3 -	1:29.132	+ 8.210	11:43:30.531	9 -	1:22.429	+ 1.507	11:51:59.952
4 -	1:28.258	+ 7.336	11:44:58.789	10 -	1:22.511	+ 1.589	11:53:22.463
5 -	1:26.828	+ 5.906	11:46:25.617	11 -	<b>1:20.922</b>		<b>11:54:43.385</b>
6 -	1:25.061	+ 4.139	11:47:50.678				
<b>18</b>	<b>Malcolm HILL</b>		<b>MGB GT</b>				
1 -	1:23.898	+ 8.198	11:40:09.699	7 -	1:18.513	+ 2.813	11:47:51.510
2 -	1:16.876	+ 1.176	11:41:26.575	8 -	1:19.642	+ 3.942	11:49:11.152
3 -	1:15.821	+ 0.121	11:42:42.396	9 -	1:17.240	+ 1.540	11:50:28.392
4 -	1:16.779	+ 1.079	11:43:59.175	10 -	1:20.568	+ 4.868	11:51:48.960
5 -	<b>1:15.700</b>		<b>11:45:14.875</b>	11 -	1:32.953 P	+ 17.253	11:53:21.913
6 -	1:18.122	+ 2.422	11:46:32.997				
<b>23</b>	<b>Paul SAVAGE</b>		<b>MGF VVC</b>				
1 -	1:24.908	+ 11.941	11:40:01.144	7 -	1:34.309	+ 21.342	11:48:11.371
2 -	1:20.840	+ 7.873	11:41:21.984	8 -	1:14.410	+ 1.443	11:49:25.781
3 -	1:19.868	+ 6.901	11:42:41.852	9 -	1:28.862	+ 15.895	11:50:54.643
4 -	1:20.858	+ 7.891	11:44:02.710	10 -	1:13.130	+ 0.163	11:52:07.773
5 -	1:18.390	+ 5.423	11:45:21.100	11 -	1:14.616	+ 1.649	11:53:22.389
6 -	1:15.962	+ 2.995	11:46:37.062	12 -	<b>1:12.967</b>		<b>11:54:35.356</b>
<b>27</b>	<b>Peter HIGTON</b>		<b>MG F</b>				
1 -	1:24.006	+ 9.054	11:39:59.180	3 -	<b>1:14.952</b>		<b>11:42:32.181</b>
2 -	1:18.049	+ 3.097	11:41:17.229	4 -	2:38.053 P	+ 1:23.101	11:45:10.234
<b>37</b>	<b>John KIMBER</b>		<b>MGB GT</b>				
1 -	1:38.300	+ 22.608	11:40:29.690	7 -	1:17.865	+ 2.173	11:48:38.014
2 -	1:26.434	+ 10.742	11:41:56.124	8 -	1:16.183	+ 0.491	11:49:54.197
3 -	1:24.283	+ 8.591	11:43:20.407	9 -	1:16.795	+ 1.103	11:51:10.992

Pembrey  
 Circuit Length = 1.4559 miles  
 Start: 11:38 End: 11:54

# Lancaster Insurance MG Owners Club Championship (Class A & F)


## QUALIFYING FOR RACE 9 - LAP ANALYSIS

4 -	1:21.425	+ 5.733	11:44:41.832	10 -	<b>1:15.692</b>		<b>11:52:26.684</b>
5 -	1:19.477	+ 3.785	11:46:01.309	11 -	1:17.441	+ 1.749	11:53:44.125
6 -	1:18.840	+ 3.148	11:47:20.149				
<b>44</b>	<b>Martin WILLS</b>			<b>MG F</b>			
1 -	1:27.119	+ 16.744	11:40:07.712	7 -	1:11.074	+ 0.699	11:47:25.557
2 -	1:17.082	+ 6.707	11:41:24.794	8 -	1:10.785	+ 0.410	11:48:36.342
3 -	1:14.426	+ 4.051	11:42:39.220	9 -	1:11.231	+ 0.856	11:49:47.573
4 -	1:11.455	+ 1.080	11:43:50.675	10 -	1:10.784	+ 0.409	11:50:58.357
5 -	1:12.041	+ 1.666	11:45:02.716	11 -	<b>1:10.375</b>		<b>11:52:08.732</b>
6 -	1:11.767	+ 1.392	11:46:14.483	12 -	2:00.117 P	+ 49.742	11:54:08.849
<b>46</b>	<b>Kevin BROADLEY</b>			<b>MGB GT</b>			
1 -	1:38.657	+ 18.461	11:40:28.821	5 -	1:20.669	+ 0.473	11:46:04.803
2 -	1:27.164	+ 6.968	11:41:55.985	6 -	<b>1:20.196</b>		<b>11:47:24.999</b>
3 -	1:25.184	+ 4.988	11:43:21.169	7 -	1:24.528	+ 4.332	11:48:49.527
4 -	1:22.965	+ 2.769	11:44:44.134				
<b>59</b>	<b>Paul NAISH</b>			<b>MG TF</b>			
1 -	1:23.149	+ 11.812	11:39:59.866	6 -	1:12.295	+ 0.958	11:46:02.889
2 -	1:14.269	+ 2.932	11:41:14.135	7 -	1:12.063	+ 0.726	11:47:14.952
3 -	1:11.916	+ 0.579	11:42:26.051	8 -	<b>1:11.337</b>		<b>11:48:26.289</b>
4 -	1:11.753	+ 0.416	11:43:37.804	9 -	1:11.413	+ 0.076	11:49:37.702
5 -	1:12.790	+ 1.453	11:44:50.594	10 -	1:43.415 P	+ 32.078	11:51:21.117
<b>66</b>	<b>William SHARPE</b>			<b>MG Midget</b>			
1 -	1:28.800	+ 15.822	11:40:00.589	7 -	1:13.704	+ 0.726	11:47:34.048
2 -	1:20.050	+ 7.072	11:41:20.639	8 -	1:13.218	+ 0.240	11:48:47.266
3 -	1:15.773	+ 2.795	11:42:36.412	9 -	<b>1:12.978</b>		<b>11:50:00.244</b>
4 -	1:15.667	+ 2.689	11:43:52.079	10 -	1:13.031	+ 0.053	11:51:13.275
5 -	1:14.026	+ 1.048	11:45:06.105	11 -	1:13.782	+ 0.804	11:52:27.057
6 -	1:14.239	+ 1.261	11:46:20.344	12 -	1:15.238	+ 2.260	11:53:42.295
<b>92</b>	<b>Philip WATERMAN</b>			<b>MG Midget</b>			
1 -	1:36.773	+ 20.843	11:40:33.941	7 -	1:17.398	+ 1.468	11:48:39.661
2 -	1:25.787	+ 9.857	11:41:59.728	8 -	1:17.518	+ 1.588	11:49:57.179
3 -	1:22.268	+ 6.338	11:43:21.996	9 -	<b>1:15.930</b>		<b>11:51:13.109</b>
4 -	1:22.648	+ 6.718	11:44:44.644	10 -	1:16.297	+ 0.367	11:52:29.406
5 -	1:19.389	+ 3.459	11:46:04.033	11 -	1:15.955	+ 0.025	11:53:45.361
6 -	1:18.230	+ 2.300	11:47:22.263				

Pembrey  
 Circuit Length = 1.4559 miles  
 Start: 11:38 End: 11:54

# Lancaster Insurance MG Owners Club Championship (Class A & F)

## RACE 9 - GRID

ROW 8	2	Jim BAYNAM	
ROW 7	46	1:20.196 Kevin BROADLEY	9 1:20.922 Christopher FLOOKS
ROW 6	18	1:15.700 Malcolm HILL	92 1:15.930 Philip WATERMAN
ROW 5	27	1:14.952 Peter HIGTON	37 1:15.692 John KIMBER
ROW 4	23	1:12.967 Paul SAVAGE	66 1:12.978 William SHARPE
ROW 3	59	1:11.337 Paul NAISH	6 1:12.602 Robin WALKER
ROW 2	1	1:11.100 Ian EVANS	3 1:11.119 Ian DEAVES
ROW 1	5	1:09.366 Stuart PLOTNEK	44 1:10.375 Martin WILLS
<b>Pole</b>			
			

Pembrey  
Circuit Length = 1.4559 miles

**These results are provisional until the conclusion of any judicial and technical matters.**

Clerk of Course :		Timekeeper :

**Lancaster Insurance MG Owners Club Championship (Class A & F)**  
**RACE 9 - CLASSIFICATION**

POS	NO	CL	NAME	ENTRY	LAPS	TIME	GAP	DIFF	MPH	BEST	ON
1	5	F	Stuart PLOTNEK	MG F	12	14:29.645			72.32	1:09.926	6
2	1	F	Ian EVANS	MG F	12	14:33.906	4.261	4.261	71.96	1:10.806	7
3	3	F	Ian DEAVES	MGF F VVC	12	14:37.051	7.406	3.145	71.71	1:11.253	7
4	44	F	Martin WILLS	MG F	12	14:37.554	7.909	0.503	71.66	1:11.516	10
5	59	F	Paul NAISH	MG TF	12	14:37.769	8.124	0.215	71.65	1:10.901	11
6	23	F	Paul SAVAGE	MGF VVC	12	14:38.319	8.674	0.550	71.60	1:10.706	8
7	6	F	Robin WALKER	MG F	12	14:40.240	10.595	1.921	71.45	1:11.600	9
8	66	A	William SHARPE	MG Midget	12	14:57.234	27.589	16.994	70.09	1:12.096	9
9	2	A	Jim BAYNAM	MG B Roadstar	12	15:10.159	40.514	12.925	69.10	1:12.098	6
10	37	A	John KIMBER	MG B GT	12	15:32.546	1:02.901	22.387	67.44	1:15.251	11
11	92	A	Philip WATERMAN	MG Midget	12	15:32.967	1:03.322	0.421	67.41	1:14.928	10
12	9	A	Christopher FLOOKS	MGB GT	11	15:25.668	1 lap	1 lap	62.28	1:18.773	9
NOT CLASSIFIED											
DNF	18	A	Malcolm HILL	MGB GT	1	2:01.374	11 laps	10 laps	43.18		
FASTEST LAP											
5	F	Stuart PLOTNEK	MG F	6	1:09.926	74.95 mph	120.62 kph				
66	A	William SHARPE	MG Midget	9	1:12.096	72.69 mph	116.99 kph				

Weather / Track : Bright / Drying  
 These results are provisional until the conclusion of any judicial and technical matters.

Pembrey  
 Circuit Length = 1.4559 miles  
 Start: 10:47 End: 11:02

Clerk of Course :	Timekeeper :
-------------------	--------------

# Lancaster Insurance MG Owners Club Championship (Class A & F)

## RACE 9 - LAP CHART

Lap 1			Lap 2			Lap 3			Lap 4			Lap 5		
No	Behind	Laptime	No	Behind	Laptime	No	Behind	Laptime	No	Behind	Laptime	No	Behind	Laptime
44		1:20.455	44		1:13.018	44		1:12.590	44		1:12.574	5		1:11.950
3	0.291	1:20.746	3	0.360	1:13.087	3	0.431	1:12.661	3	0.218	1:12.361	44	0.768	1:13.492
59	0.819	1:21.274	59	1.022	1:13.221	59	0.775	1:12.343	59	0.501	1:12.300	3	0.884	1:13.390
6	1.146	1:21.601	6	2.093	1:13.965	6	1.338	1:11.835	5	0.774	1:11.802	59	1.114	1:13.337
1	2.202	1:22.657	5	2.790	1:12.665	5	1.546	1:11.346	6	1.849	1:13.085	1	1.348	1:11.991
23	3.075	1:23.530	1	3.750	1:14.566	1	3.267	1:12.107	1	2.081	1:11.388	6	1.877	1:12.752
5	3.143	1:23.598	23	4.289	1:14.232	23	3.768	1:12.069	23	2.961	1:11.767	23	2.385	1:12.148
66	6.212	1:26.667	66	8.055	1:14.861	66	9.477	1:14.012	66	10.384	1:13.481	66	10.956	1:13.296
92	9.183	1:29.638	2	12.306	1:15.413	2	13.179	1:13.463	2	13.150	1:12.545	2	12.711	1:12.285
2	9.911	1:30.366	92	15.833	1:19.668	92	21.160	1:17.917	92	25.855	1:17.269	37	30.501	1:17.159
37	10.068	1:30.523	37	16.157	1:19.107	37	21.549	1:17.982	37	26.066	1:17.091	92	31.780	1:18.649
9	19.786	1:40.241	9	31.674	1:24.906	9	43.453	1:24.369	9	52.782	1:21.903	9	1:01.421	1:21.363
18	40.919	2:01.374												

Pembrey  
 Circuit Length = 1.4559 miles  
 Start: 10:47 End: 11:02

# Lancaster Insurance MG Owners Club Championship (Class A & F)

## RACE 9 - LAP CHART

Lap 6			Lap 7			Lap 8			Lap 9			Lap 10		
No	Behind	Laptime	No	Behind	Laptime	No	Behind	Laptime	No	Behind	Laptime	No	Behind	Laptime
5		1:09.926	5		1:10.446	5		1:10.933	5		1:11.179	5		1:11.864
44	3.229	1:12.387	9	1 LAP	1:20.287	1	6.468	1:11.814	1	7.499	1:12.210	1	6.496	1:10.861
59	3.771	1:12.583	44	5.135	1:12.352	44	6.632	1:12.430	44	7.817	1:12.364	44	7.469	1:11.516
1	5.227	1:13.805	59	5.396	1:12.071	59	6.738	1:12.275	59	7.985	1:12.426	3	8.066	1:11.577
3	5.816	1:14.858	1	5.587	1:10.806	3	7.177	1:11.487	3	8.353	1:12.355	59	8.958	1:12.837
6	6.024	1:14.073	3	6.623	1:11.253	23	7.828	1:10.706	23	8.931	1:12.282	23	9.156	1:12.089
23	6.276	1:13.817	23	8.055	1:12.225	6	9.824	1:12.288	6	10.245	1:11.600	6	10.470	1:12.089
66	14.310	1:13.280	6	8.469	1:12.891	9	1 LAP	1:23.742	2	21.263	1:12.272	2	22.058	1:12.659
2	14.883	1:12.098	66	17.498	1:13.634	2	20.170	1:13.356	66	21.542	1:12.096	66	22.309	1:12.631
37	36.986	1:16.411	2	17.747	1:13.310	66	20.625	1:14.060	9	1 LAP	1:21.109	9	1 LAP	1:18.773
92	38.646	1:16.792	37	43.291	1:16.751	37	47.836	1:15.478	37	52.022	1:15.365	37	55.817	1:15.659
			92	44.413	1:16.213	92	49.464	1:15.984	92	53.744	1:15.459	92	56.808	1:14.928

Pembrey  
 Circuit Length = 1.4559 miles  
 Start: 10:47 End: 11:02

# Lancaster Insurance MG Owners Club Championship (Class A & F)


## RACE 9 - LAP CHART

Lap 11			Lap 12		
No	Behind	Laptime	No	Behind	Laptime
5		1:11.903	5		1:12.033
1	5.415	1:10.822	1	4.261	1:10.879
44	7.681	1:12.115	3	7.406	1:11.689
3	7.750	1:11.587	44	7.909	1:12.261
59	7.956	1:10.901	59	8.124	1:12.201
23	8.752	1:11.499	23	8.674	1:11.955
6	10.458	1:11.891	6	10.595	1:12.170
66	24.541	1:14.135	66	27.589	1:15.081
2	37.436	1:27.281	2	40.514	1:15.111
9	1 LAP	1:26.964	9	1 LAP	1:22.011
37	59.165	1:15.251	37	1:02.901	1:15.769
92	1:00.178	1:15.273	92	1:03.322	1:15.177

Pembrey  
Circuit Length = 1.4559 miles  
Start: 10:47 End: 11:02

# Lancaster Insurance MG Owners Club Championship (Class A & F)

## RACE 15 - GRID

ROW 8	2	Jim BAYNAM	
ROW 7	46	1:20.669 Kevin BROADLEY	9 1:22.429 Christopher FLOOKS
ROW 6	37	1:16.183 John KIMBER	27 1:18.049 Peter HIGTON
ROW 5	18	1:15.821 Malcolm HILL	92 1:15.955 Philip WATERMAN
ROW 4	66	1:13.031 William SHARPE	23 1:13.130 Paul SAVAGE
ROW 3	3	1:11.757 Ian DEAVES	6 1:12.762 Robin WALKER
ROW 2	1	1:11.159 Ian EVANS	59 1:11.413 Paul NAISH
ROW 1	5	1:09.505 Stuart PLOTNEK	44 1:10.784 Martin WILLS
<b>Pole</b>			
			

Pembrey  
Circuit Length = 1.4559 miles

**These results are provisional until the conclusion of any judicial and technical matters.**

Clerk of Course :

Timekeeper :



**Lancaster Insurance MG Owners Club Championship (Class A & F)**  
**RACE 15 - CLASSIFICATION**

POS	NO	CL	NAME	ENTRY	LAPS	TIME	GAP	DIFF	MPH	BEST	ON
1	5	F	Stuart PLOTNEK	MG F	12	14:20.404			73.09	1:10.532	10
2	1	F	Ian EVANS	MG F	12	14:26.988	6.584	6.584	72.54	1:10.907	7
3	44	F	Martin WILLS	MG F	12	14:29.931	9.527	2.943	72.29	1:10.713	12
4	59	F	Paul NAISH	MG TF	12	14:30.357	9.953	0.426	72.26	1:10.614	10
5	3	F	Ian DEAVES	MGF F VVC	12	14:31.178	10.774	0.821	72.19	1:10.707	12
6	6	F	Robin WALKER	MG F	12	14:39.372	18.968	8.194	71.52	1:11.868	2
7	23	F	Paul SAVAGE	MGF VVC	12	14:47.344	26.940	7.972	70.87	1:11.970	3
8	66	A	William SHARPE	MG Midget	12	15:15.497	55.093	28.153	68.69	1:13.506	2
9	37	A	John KIMBER	MG B GT	12	15:17.748	57.344	2.251	68.53	1:14.549	7
10	92	A	Philip WATERMAN	MG Midget	12	15:18.323	57.919	0.575	68.48	1:14.480	8
11	9	A	Christopher FLOOKS	MGB GT	11	15:21.777	1 lap	1 lap	62.54	1:19.033	10

NOT CLASSIFIED

DNF	2	A	Jim BAYNAM	MG B Roadstar	3	4:23.378	9 laps	8 laps	59.69	1:17.288	2
-----	---	---	------------	---------------	---	----------	--------	--------	-------	----------	---

FASTEST LAP

5	F	Stuart PLOTNEK	MG F	10	1:10.532	74.30 mph	119.58 kph
66	A	William SHARPE	MG Midget	2	1:13.506	71.30 mph	114.74 kph

Weather / Track : Cloudy / Dry

These results are provisional until the conclusion of any judicial and technical matters.

Pembrey  
 Circuit Length = 1.4559 miles  
 Start: 14:26 End: 14:42

Clerk of Course :	Timekeeper :
-------------------	--------------

# Lancaster Insurance MG Owners Club Championship (Class A & F)

## RACE 15 - LAP CHART

Lap 1			Lap 2			Lap 3			Lap 4			Lap 5		
No	Behind	Laptime	No	Behind	Laptime	No	Behind	Laptime	No	Behind	Laptime	No	Behind	Laptime
5		1:17.742	5		1:11.208	5		1:10.912	5		1:11.168	5		1:11.148
44	1.494	1:19.236	44	2.855	1:12.569	44	4.971	1:13.028	1	6.067	1:12.084	1	6.417	1:11.498
59	1.785	1:19.527	59	3.139	1:12.562	1	5.151	1:12.632	44	6.517	1:12.714	44	7.617	1:12.248
1	2.129	1:19.871	1	3.431	1:12.510	6	5.651	1:12.784	6	7.173	1:12.690	3	7.793	1:11.335
6	3.119	1:20.861	6	3.779	1:11.868	23	6.516	1:11.970	23	7.566	1:12.218	6	9.445	1:13.420
23	4.083	1:21.825	23	5.458	1:12.583	3	6.633	1:11.930	3	7.606	1:12.141	59	9.607	1:12.711
3	4.238	1:21.980	3	5.615	1:12.585	59	6.965	1:14.738	59	8.044	1:12.247	23	10.195	1:13.777
66	5.333	1:23.075	66	7.631	1:13.506	66	10.792	1:14.073	66	14.768	1:15.144	66	20.005	1:16.385
2	5.692	1:23.434	2	11.772	1:17.288	92	20.024	1:17.404	92	24.758	1:15.902	92	29.570	1:15.960
92	8.210	1:25.952	92	13.532	1:16.530	37	20.260	1:17.487	37	24.967	1:15.875	37	29.961	1:16.142
37	8.378	1:26.120	37	13.685	1:16.515	9	35.138	1:22.038	9	45.477	1:21.507	9	55.153	1:20.824
9	13.474	1:31.216	9	24.012	1:21.746	2	43.516	1:42.656						

Pembrey  
 Circuit Length = 1.4559 miles  
 Start: 14:26 End: 14:42

# Lancaster Insurance MG Owners Club Championship (Class A & F)

## RACE 15 - LAP CHART

Lap 6			Lap 7			Lap 8			Lap 9			Lap 10		
No	Behind	Laptime	No	Behind	Laptime	No	Behind	Laptime	No	Behind	Laptime	No	Behind	Laptime
5		1:11.184	5		1:11.368	5		1:11.333	5		1:11.403	5		1:10.532
1	6.403	1:11.170	1	5.942	1:10.907	9	1 LAP	1:20.293	1	5.837	1:11.442	1	6.361	1:11.056
44	7.969	1:11.536	44	8.004	1:11.403	1	5.798	1:11.189	44	8.456	1:11.569	44	9.343	1:11.419
3	8.174	1:11.565	3	8.289	1:11.483	44	8.290	1:11.619	59	9.773	1:11.522	59	9.855	1:10.614
59	9.814	1:11.391	59	9.355	1:10.909	3	8.510	1:11.554	3	10.196	1:13.089	3	10.984	1:11.320
6	10.852	1:12.591	6	11.354	1:11.870	59	9.654	1:11.632	9	1 LAP	1:21.109	6	16.171	1:13.415
23	11.271	1:12.260	23	13.206	1:13.303	6	12.266	1:12.245	6	13.288	1:12.425	23	20.801	1:14.203
66	27.374	1:18.553	66	32.647	1:16.641	23	15.225	1:13.352	23	17.130	1:13.308	9	1 LAP	1:44.064
37	33.784	1:15.007	37	36.965	1:14.549	66	36.794	1:15.480	66	40.579	1:15.188	66	45.295	1:15.248
92	34.525	1:16.139	92	38.029	1:14.872	37	40.666	1:15.034	37	44.215	1:14.952	37	48.812	1:15.129
9	1:04.370	1:20.401				92	41.176	1:14.480	92	44.723	1:14.950	92	49.251	1:15.060

Pembrey  
 Circuit Length = 1.4559 miles  
 Start: 14:26 End: 14:42

# Lancaster Insurance MG Owners Club Championship (Class A & F)

## RACE 15 - LAP CHART

Lap 11			Lap 12		
No	Behind	Laptime	No	Behind	Laptime
5		1:10.845	5		1:11.561
1	6.756	1:11.240	1	6.584	1:11.389
44	10.375	1:11.877	44	9.527	1:10.713
59	10.863	1:11.853	59	9.953	1:10.651
3	11.628	1:11.489	3	10.774	1:10.707
6	18.124	1:12.798	6	18.968	1:12.405
23	24.689	1:14.733	23	26.940	1:13.812
66	50.595	1:16.145	66	55.093	1:16.059
9	1 LAP	1:19.033	37	57.344	1:15.376
37	53.529	1:15.562	92	57.919	1:15.442
92	54.038	1:15.632	9	1 LAP	1:19.546

Pembrey  
Circuit Length = 1.4559 miles  
Start: 14:26 End: 14:42

**Lancaster Insurance MG Owners Club Championship (Class B & Z)**  
**QUALIFYING FOR RACE 11 - CLASSIFICATION**

POS	NO	CL	NAME	ENTRY	TIME	ON	LAPS	GAP	DIFF	MPH
1	17	Z	David MELLOR	MGF ZR 160	1:08.935	11	13			76.03
2	4	Z	Simon BYRNE	MG ZR	1:08.944	9	13	0.009	0.009	76.02
3	10	Z	Gary SMITH	MG ZR 160	1:09.022	10	12	0.087	0.078	75.93
4	12	Z	Nick GOLHAR	MG ZR	1:10.679	12	12	1.744	1.657	74.15
5	15	Z	Julian MORRIS	MG ZR	1:12.111	11	12	3.176	1.432	72.68
6	18	B	Stratton MACKAY	MG Maestro	1:12.232	10	12	3.297	0.121	72.55
7	16	Z	Trevor DIXON	MGB ZR 160	1:12.343	11	12	3.408	0.111	72.44
8	71	B	Ben SHORT	MG Maestro	1:12.538	11	12	3.603	0.195	72.25
9	68	B	Lee SULLIVAN	MG Maestro	1:13.098	6	8	4.163	0.560	71.70
10	66	B	Paul HAYLETT	MG Montego	1:13.657	11	12	4.722	0.559	71.15
11	37	B	Mark HALSALL	MG Maestro	1:15.742	11	11	6.807	2.085	69.19
12	23	B	John PERKINS	MG Maestro EFI	1:16.637	10	11	7.702	0.895	68.38
13	9	B	Andrew ROBINSON	MG Maestro 2.0EFI	1:17.196	8	11	8.261	0.559	67.89
14	81	B	Arthur MACKAY	MG Maestro	1:21.491	11	11	12.556	4.295	64.31

Weather / Track : Light Rain / Damp

These results are provisional until the conclusion of any judicial and technical matters.

Pembrey  
 Circuit Length = 1.4559 miles  
 Start: 12:23 End: 12:40

Clerk of Course :		Timekeeper :
-------------------	--	--------------

# Lancaster Insurance MG Owners Club Championship (Class B & Z)

## QUALIFYING FOR RACE 11 - LAP ANALYSIS

<b>4</b>	<b>Simon BYRNE</b>						<b>MG ZR</b>	
1 -	1:22.375	+ 13.431	12:25:26.154	8 -	1:10.729	+ 1.785	12:33:42.819	
2 -	1:14.512	+ 5.568	12:26:40.666	9 -	<b>1:08.944</b>		<b>12:34:51.763</b>	
3 -	1:11.488	+ 2.544	12:27:52.154	10 -	1:09.086	+ 0.142	12:36:00.849	
4 -	1:10.050	+ 1.106	12:29:02.204	11 -	1:09.195	+ 0.251	12:37:10.044	
5 -	1:09.710	+ 0.766	12:30:11.914	12 -	1:09.633	+ 0.689	12:38:19.677	
6 -	1:09.232	+ 0.288	12:31:21.146	13 -	1:27.931	+ 18.987	12:39:47.608	
7 -	1:10.944	+ 2.000	12:32:32.090					
<b>9</b>	<b>Andrew ROBINSON</b>						<b>MG Maestro 2.0EFi</b>	
1 -	1:44.063	+ 26.867	12:25:43.633	7 -	1:18.497	+ 1.301	12:33:59.073	
2 -	1:27.229	+ 10.033	12:27:10.862	8 -	<b>1:17.196</b>		<b>12:35:16.269</b>	
3 -	1:23.596	+ 6.400	12:28:34.458	9 -	1:19.942	+ 2.746	12:36:36.211	
4 -	1:26.108	+ 8.912	12:30:00.566	10 -	1:17.245	+ 0.049	12:37:53.456	
5 -	1:19.789	+ 2.593	12:31:20.355	11 -	1:18.461	+ 1.265	12:39:11.917	
6 -	1:20.221	+ 3.025	12:32:40.576					
<b>10</b>	<b>Gary SMITH</b>						<b>MG ZR 160</b>	
1 -	1:17.910	+ 8.888	12:25:12.655	7 -	1:10.142	+ 1.120	12:33:55.132	
2 -	1:12.881	+ 3.859	12:26:25.536	8 -	1:09.675	+ 0.653	12:35:04.807	
3 -	1:12.064	+ 3.042	12:27:37.600	9 -	1:09.362	+ 0.340	12:36:14.169	
4 -	1:10.560	+ 1.538	12:28:48.160	10 -	<b>1:09.022</b>		<b>12:37:23.191</b>	
5 -	1:19.719 P	+ 10.697	12:30:07.879	11 -	1:09.505	+ 0.483	12:38:32.696	
6 -	2:37.111	+ 1:28.089	12:32:44.990	12 -	1:09.478	+ 0.456	12:39:42.174	
<b>12</b>	<b>Nick GOLHAR</b>						<b>MG ZR</b>	
1 -	1:29.469	+ 18.790	12:25:37.535	7 -	1:11.716	+ 1.037	12:32:59.630	
2 -	1:20.130	+ 9.451	12:26:57.665	8 -	1:11.088	+ 0.409	12:34:10.718	
3 -	1:14.802	+ 4.123	12:28:12.467	9 -	1:11.186	+ 0.507	12:35:21.904	
4 -	1:12.586	+ 1.907	12:29:25.053	10 -	1:11.181	+ 0.502	12:36:33.085	
5 -	1:11.650	+ 0.971	12:30:36.703	11 -	1:11.039	+ 0.360	12:37:44.124	
6 -	1:11.211	+ 0.532	12:31:47.914	12 -	<b>1:10.679</b>		<b>12:38:54.803</b>	
<b>15</b>	<b>Julian MORRIS</b>						<b>MG ZR</b>	
1 -	1:30.959	+ 18.848	12:25:32.316	7 -	1:14.168	+ 2.057	12:33:11.533	
2 -	1:19.166	+ 7.055	12:26:51.482	8 -	1:14.744	+ 2.633	12:34:26.277	
3 -	1:17.539	+ 5.428	12:28:09.021	9 -	1:14.290	+ 2.179	12:35:40.567	
4 -	1:16.116	+ 4.005	12:29:25.137	10 -	1:13.084	+ 0.973	12:36:53.651	
5 -	1:17.681	+ 5.570	12:30:42.818	11 -	<b>1:12.111</b>		<b>12:38:05.762</b>	
6 -	1:14.547	+ 2.436	12:31:57.365	12 -	1:12.422	+ 0.311	12:39:18.184	
<b>16</b>	<b>Trevor DIXON</b>						<b>MGB ZR 160</b>	
1 -	1:29.078	+ 16.735	12:25:37.982	7 -	1:12.898	+ 0.555	12:33:06.332	
2 -	1:20.621	+ 8.278	12:26:58.603	8 -	1:13.319	+ 0.976	12:34:19.651	
3 -	1:14.983	+ 2.640	12:28:13.586	9 -	1:12.684	+ 0.341	12:35:32.335	
4 -	1:12.787	+ 0.444	12:29:26.373	10 -	1:12.427	+ 0.084	12:36:44.762	
5 -	1:13.910	+ 1.567	12:30:40.283	11 -	<b>1:12.343</b>		<b>12:37:57.105</b>	
6 -	1:13.151	+ 0.808	12:31:53.434	12 -	1:12.739	+ 0.396	12:39:09.844	
<b>17</b>	<b>David MELLOR</b>						<b>MGF ZR 160</b>	
1 -	1:24.336	+ 15.401	12:25:30.891	8 -	1:10.296	+ 1.361	12:33:48.995	
2 -	1:14.043	+ 5.108	12:26:44.934	9 -	1:09.341	+ 0.406	12:34:58.336	
3 -	1:12.354	+ 3.419	12:27:57.288	10 -	1:09.292	+ 0.357	12:36:07.628	
4 -	1:10.789	+ 1.854	12:29:08.077	11 -	<b>1:08.935</b>		<b>12:37:16.563</b>	
5 -	1:10.556	+ 1.621	12:30:18.633	12 -	1:09.180	+ 0.245	12:38:25.743	
6 -	1:10.193	+ 1.258	12:31:28.826	13 -	1:29.182 P	+ 20.247	12:39:54.925	
7 -	1:09.873	+ 0.938	12:32:38.699					
<b>18</b>	<b>Stratton MACKAY</b>						<b>MG Maestro</b>	
1 -	1:30.433	+ 18.201	12:25:30.522	7 -	1:58.484	+ 46.252	12:33:44.051	
2 -	1:19.086	+ 6.854	12:26:49.608	8 -	1:18.567	+ 6.335	12:35:02.618	
3 -	1:15.560	+ 3.328	12:28:05.168	9 -	1:12.801	+ 0.569	12:36:15.419	
4 -	1:14.110	+ 1.878	12:29:19.278	10 -	<b>1:12.232</b>		<b>12:37:27.651</b>	

Pembrey  
Circuit Length = 1.4559 miles  
Start: 12:23 End: 12:40

# Lancaster Insurance MG Owners Club Championship (Class B & Z)


## QUALIFYING FOR RACE 11 - LAP ANALYSIS

5 -	1:13.181	+ 0.949	12:30:32.459	11 -	1:12.662	+ 0.430	12:38:40.313
6 -	1:13.108	+ 0.876	12:31:45.567	12 -	1:12.892	+ 0.660	12:39:53.205
<b>23</b>	<b>John PERKINS</b>		<b>MG Maestro EFI</b>				
1 -	1:35.467	+ 18.830	12:25:49.243	7 -	1:19.167	+ 2.530	12:33:57.719
2 -	1:25.580	+ 8.943	12:27:14.823	8 -	1:18.106	+ 1.469	12:35:15.825
3 -	1:21.399	+ 4.762	12:28:36.222	9 -	1:19.431	+ 2.794	12:36:35.256
4 -	1:20.809	+ 4.172	12:29:57.031	10 -	<b>1:16.637</b>		<b>12:37:51.893</b>
5 -	1:21.409	+ 4.772	12:31:18.440	11 -	1:17.833	+ 1.196	12:39:09.726
6 -	1:20.112	+ 3.475	12:32:38.552				
<b>37</b>	<b>Mark HALSALL</b>		<b>MG Maestro</b>				
1 -	1:33.924	+ 18.182	12:25:49.768	7 -	1:17.800	+ 2.058	12:33:53.536
2 -	1:25.769	+ 10.027	12:27:15.537	8 -	1:17.539	+ 1.797	12:35:11.075
3 -	1:21.380	+ 5.638	12:28:36.917	9 -	1:16.321	+ 0.579	12:36:27.396
4 -	1:21.110	+ 5.368	12:29:58.027	10 -	1:16.582	+ 0.840	12:37:43.978
5 -	1:20.375	+ 4.633	12:31:18.402	11 -	<b>1:15.742</b>		<b>12:38:59.720</b>
6 -	1:17.334	+ 1.592	12:32:35.736				
<b>66</b>	<b>Paul HAYLETT</b>		<b>MG Montego</b>				
1 -	1:33.603	+ 19.946	12:25:50.849	7 -	1:14.779	+ 1.122	12:33:46.034
2 -	1:25.439	+ 11.782	12:27:16.288	8 -	1:15.031	+ 1.374	12:35:01.065
3 -	1:21.128	+ 7.471	12:28:37.416	9 -	1:14.240	+ 0.583	12:36:15.305
4 -	1:20.756	+ 7.099	12:29:58.172	10 -	1:14.069	+ 0.412	12:37:29.374
5 -	1:18.028	+ 4.371	12:31:16.200	11 -	<b>1:13.657</b>		<b>12:38:43.031</b>
6 -	1:15.055	+ 1.398	12:32:31.255	12 -	1:14.043	+ 0.386	12:39:57.074
<b>68</b>	<b>Lee SULLIVAN</b>		<b>MG Maestro</b>				
1 -	1:33.556	+ 20.458	12:25:49.956	5 -	1:13.205	+ 0.107	12:30:53.528
2 -	1:20.738	+ 7.640	12:27:10.694	6 -	<b>1:13.098</b>		<b>12:32:06.626</b>
3 -	1:15.498	+ 2.400	12:28:26.192	7 -	1:13.387	+ 0.289	12:33:20.013
4 -	1:14.131	+ 1.033	12:29:40.323	8 -	1:53.256 p	+ 40.158	12:35:13.269
<b>71</b>	<b>Ben SHORT</b>		<b>MG Maestro</b>				
1 -	1:29.653	+ 17.115	12:25:43.231	7 -	1:14.317	+ 1.779	12:33:16.469
2 -	1:20.111	+ 7.573	12:27:03.342	8 -	1:13.271	+ 0.733	12:34:29.740
3 -	1:16.449	+ 3.911	12:28:19.791	9 -	1:13.625	+ 1.087	12:35:43.365
4 -	1:14.670	+ 2.132	12:29:34.461	10 -	1:13.146	+ 0.608	12:36:56.511
5 -	1:14.027	+ 1.489	12:30:48.488	11 -	<b>1:12.538</b>		<b>12:38:09.049</b>
6 -	1:13.664	+ 1.126	12:32:02.152	12 -	1:12.764	+ 0.226	12:39:21.813
<b>81</b>	<b>Arthur MACKAY</b>		<b>MG Maestro</b>				
1 -	1:40.247	+ 18.756	12:25:44.367	7 -	1:24.509	+ 3.018	12:34:29.043
2 -	1:27.911	+ 6.420	12:27:12.278	8 -	1:22.785	+ 1.294	12:35:51.828
3 -	1:23.861	+ 2.370	12:28:36.139	9 -	1:22.881	+ 1.390	12:37:14.709
4 -	1:37.569	+ 16.078	12:30:13.708	10 -	1:22.923	+ 1.432	12:38:37.632
5 -	1:25.306	+ 3.815	12:31:39.014	11 -	<b>1:21.491</b>		<b>12:39:59.123</b>
6 -	1:25.520	+ 4.029	12:33:04.534				

Pembrey  
Circuit Length = 1.4559 miles  
Start: 12:23 End: 12:40

# Lancaster Insurance MG Owners Club Championship (Class B & Z)

## RACE 11 - GRID

ROW 8	59	Paul NAISH	
ROW 7	9	1:17.196 Andrew ROBINSON	81 1:21.491 Arthur MACKAY
ROW 6	37	1:15.742 Mark HALSALL	23 1:16.637 John PERKINS
ROW 5	68	1:13.098 Lee SULLIVAN	66 1:13.657 Paul HAYLETT
ROW 4	16	1:12.343 Trevor DIXON	71 1:12.538 Ben SHORT
ROW 3	15	1:12.111 Julian MORRIS	18 1:12.232 Stratton MACKAY
ROW 2	10	1:09.022 Gary SMITH	12 1:10.679 Nick GOLHAR
ROW 1	17	1:08.935 David MELLOR	4 1:08.944 Simon BYRNE
<b>Pole</b>			
			

Pembrey  
Circuit Length = 1.4559 miles

**These results are provisional until the conclusion of any judicial and technical matters.**

Clerk of Course :		Timekeeper :



**Lancaster Insurance MG Owners Club Championship (Class B & Z)**  
**RACE 11 - RESTART - CLASSIFICATION**

POS	NO	CL	NAME	ENTRY	LAPS	TIME	GAP	DIFF	MPH	BEST	ON
1	4	Z	Simon BYRNE	MG ZR	7	8:09.016			75.02	1:08.683	3
2	10	Z	Gary SMITH	MG ZR 160	7	8:09.331	0.315	0.315	74.97	1:08.818	4
3	17	Z	David MELLOR	MGF ZR 160	7	8:10.236	1.220	0.905	74.83	1:08.551	7
4	12	Z	Nick GOLHAR	MG ZR	7	8:21.567	12.551	11.331	73.14	1:10.143	2
5	15	Z	Julian MORRIS	MG ZR	7	8:29.435	20.419	7.868	72.01	1:11.407	5
6	16	Z	Trevor DIXON	MGB ZR 160	7	8:29.813	20.797	0.378	71.96	1:11.086	5
7	18	B	Stratton MACKAY	MG Maestro	7	8:35.513	26.497	5.700	71.16	1:12.073	3
8	68	B	Lee SULLIVAN	MG Maestro	7	8:36.394	27.378	0.881	71.04	1:11.882	3
9	71	B	Ben SHORT	MG Maestro	7	8:38.947	29.931	2.553	70.69	1:12.590	3
10	66	B	Paul HAYLETT	MG Montego	7	8:49.263	40.247	10.316	69.31	1:13.684	2
11	59	B	Paul NAISH	MG ZS 120	7	8:49.714	40.698	0.451	69.26	1:13.134	6
12	37	B	Mark HALSALL	MG Maestro	7	8:50.218	41.202	0.504	69.19	1:13.522	6
13	9	B	Andrew ROBINSON	MG Maestro 2.0EFI	7	8:52.799	43.783	2.581	68.85	1:14.199	6
14	23	B	John PERKINS	MG Maestro EFI	7	9:07.575	58.559	14.776	67.00	1:15.585	2
NOT CLASSIFIED											
DNF	81	B	Arthur MACKAY	MG Maestro	0						
FASTEST LAP											
17	Z	David MELLOR	MGF ZR 160	7	1:08.551			76.45 mph		123.04 kph	
68	B	Lee SULLIVAN	MG Maestro	3	1:11.882			72.91 mph		117.34 kph	

Weather / Track : Bright / Dry

These results are provisional until the conclusion of any judicial and technical matters.

Pembrey  
 Circuit Length = 1.4559 miles  
 Start: 11:54 End: 12:04

Clerk of Course :		Timekeeper :
-------------------	--	--------------

# Lancaster Insurance MG Owners Club Championship (Class B & Z)

## RACE 11 - RESTART - LAP CHART

Lap 1			Lap 2			Lap 3			Lap 4			Lap 5		
No	Behind	Laptime	No	Behind	Laptime	No	Behind	Laptime	No	Behind	Laptime	No	Behind	Laptime
4		1:14.948	4		1:08.866	4		1:08.683	4		1:08.920	4		1:08.989
17	0.964	1:15.912	17	0.996	1:08.898	17	1.249	1:08.936	17	1.032	1:08.703	10	1.148	1:08.830
10	1.089	1:16.037	10	1.201	1:08.978	10	1.409	1:08.891	10	1.307	1:08.818	17	2.016	1:09.973
12	2.007	1:16.955	12	3.284	1:10.143	12	5.384	1:10.783	12	7.641	1:11.177	12	9.896	1:11.244
15	4.783	1:19.731	15	7.388	1:11.471	15	10.236	1:11.531	16	13.400	1:11.747	16	15.497	1:11.086
16	5.273	1:20.221	16	7.561	1:11.154	16	10.573	1:11.695	15	13.451	1:12.135	15	15.869	1:11.407
18	6.151	1:21.099	18	9.618	1:12.333	18	13.008	1:12.073	18	16.604	1:12.516	18	20.271	1:12.656
68	6.393	1:21.341	68	10.369	1:12.842	68	13.568	1:11.882	68	16.953	1:12.305	68	20.581	1:12.617
71	6.773	1:21.721	71	10.741	1:12.834	71	14.648	1:12.590	71	18.708	1:12.980	71	22.498	1:12.779
66	7.914	1:22.862	66	12.732	1:13.684	66	18.266	1:14.217	66	24.180	1:14.834	66	29.639	1:14.448
37	8.826	1:23.774	37	14.348	1:14.388	37	19.380	1:13.715	37	24.523	1:14.063	59	30.568	1:14.223
59	10.065	1:25.013	59	14.986	1:13.787	59	20.342	1:14.039	59	25.334	1:13.912	37	32.024	1:16.490
9	10.888	1:25.836	9	17.053	1:15.031	9	22.928	1:14.558	9	28.238	1:14.230	9	33.651	1:14.402
23	11.920	1:26.868	23	18.639	1:15.585	23	25.667	1:15.711	23	33.918	1:17.171	23	41.934	1:17.005

Pembrey  
 Circuit Length = 1.4559 miles  
 Start: 11:54 End: 12:04

# Lancaster Insurance MG Owners Club Championship (Class B & Z)


## RACE 11 - RESTART - LAP CHART

Lap 6			Lap 7		
No	Behind	Laptime	No	Behind	Laptime
4		1:09.339	4		1:09.271
10	0.698	1:08.889	10	0.315	1:08.888
17	1.940	1:09.263	17	1.220	1:08.551
12	11.369	1:10.812	12	12.551	1:10.453
16	17.729	1:11.571	15	20.419	1:11.720
15	17.970	1:11.440	16	20.797	1:12.339
18	23.232	1:12.300	18	26.497	1:12.536
68	23.808	1:12.566	68	27.378	1:12.841
71	25.755	1:12.596	71	29.931	1:13.447
66	34.008	1:13.708	66	40.247	1:15.510
59	34.363	1:13.134	59	40.698	1:15.606
37	36.207	1:13.522	37	41.202	1:14.266
9	38.511	1:14.199	9	43.783	1:14.543
23	49.961	1:17.366	23	58.559	1:17.869

Pembrey  
Circuit Length = 1.4559 miles  
Start: 11:54 End: 12:04

# Lancaster Insurance MG Owners Club Championship (Class B & Z)

## RACE 18 - GRID

ROW 8	59 Paul NAISH	
ROW 7	23 1:17.833 John PERKINS	81 1:22.785 Arthur MACKAY
ROW 6	37 1:16.321 Mark HALSALL	9 1:17.245 Andrew ROBINSON
ROW 5	68 1:13.205 Lee SULLIVAN	66 1:14.043 Paul HAYLETT
ROW 4	18 1:12.662 Stratton MACKAY	71 1:12.764 Ben SHORT
ROW 3	15 1:12.422 Julian MORRIS	16 1:12.427 Trevor DIXON
ROW 2	10 1:09.362 Gary SMITH	12 1:11.039 Nick GOLHAR
ROW 1	4 1:09.086 Simon BYRNE	17 1:09.180 David MELLOR
<b>Pole</b>		
		

Pembrey  
Circuit Length = 1.4559 miles

**These results are provisional until the conclusion of any judicial and technical matters.**

Clerk of Course :		Timekeeper :

**Lancaster Insurance MG Owners Club Championship (Class B & Z)**  
**RACE 18 - CLASSIFICATION**

POS	NO	CL	NAME	ENTRY	LAPS	TIME	GAP	DIFF	MPH	BEST	ON
1	4	Z	Simon BYRNE	MG ZR	12	14:02.522			74.64	1:09.210	2
2	10	Z	Gary SMITH	MG ZR 160	12	14:04.416	1.894	1.894	74.48	1:09.322	11
3	17	Z	David MELLOR	MGF ZR 160	12	14:05.925	3.403	1.509	74.34	1:09.318	8
4	12	Z	Nick GOLHAR	MG ZR	12	14:29.223	26.701	23.298	72.35	1:10.850	8
5	16	Z	Trevor DIXON	MGB ZR 160	12	14:30.352	27.830	1.129	72.26	1:11.093	7
6	18	B	Stratton MACKAY	MG Maestro	12	14:46.738	44.216	16.386	70.92	1:12.283	8
7	68	B	Lee SULLIVAN	MG Maestro	12	14:47.707	45.185	0.969	70.84	1:12.281	8
8	15	Z	Julian MORRIS	MG ZR	12	14:48.366	45.844	0.659	70.79	1:11.514	4
9	71	B	Ben SHORT	MG Maestro	12	14:50.531	48.009	2.165	70.62	1:12.652	3
10	59	B	Paul NAISH	MG ZS 120	12	15:11.983	1:09.461	21.452	68.96	1:13.574	8
11	66	B	Paul HAYLETT	MG Montego	12	15:12.223	1:09.701	0.240	68.94	1:13.471	10
12	9	B	Andrew ROBINSON	MG Maestro 2.0EFI	11	14:09.759	1 lap	1 lap	67.84	1:15.335	6
13	37	B	Mark HALSALL	MG Maestro	11	14:10.599	1 lap	0.840	67.77	1:14.830	7
14	23	B	John PERKINS	MG Maestro EFI	11	14:22.274	1 lap	11.675	66.86	1:16.336	4
15	81	B	Arthur MACKAY	MG Maestro	11	15:18.590	1 lap	56.316	62.76	1:19.526	11

**FASTEST LAP**

4	Z	Simon BYRNE	MG ZR	2	1:09.210	75.72 mph	121.87 kph
68	B	Lee SULLIVAN	MG Maestro	8	1:12.281	72.51 mph	116.69 kph

Weather / Track : Bright / Dry

These results are provisional until the conclusion of any judicial and technical matters.

Pembrey  
 Circuit Length = 1.4559 miles  
 Start: 16:16 End: 16:31

Clerk of Course :		Timekeeper :
-------------------	--	--------------

# Lancaster Insurance MG Owners Club Championship (Class B & Z)

## RACE 18 - LAP CHART

Lap 1			Lap 2			Lap 3			Lap 4			Lap 5		
No	Behind	Laptime	No	Behind	Laptime	No	Behind	Laptime	No	Behind	Laptime	No	Behind	Laptime
4		1:16.203	4		1:09.210	4		1:09.417	4		1:09.739	4		1:09.809
10	1.095	1:17.298	10	2.014	1:10.129	10	2.684	1:10.087	10	2.989	1:10.044	10	2.757	1:09.577
17	2.557	1:18.760	17	3.893	1:10.546	17	4.512	1:10.036	17	4.245	1:09.472	17	3.806	1:09.370
12	4.448	1:20.651	12	8.652	1:13.414	12	11.620	1:12.385	12	13.306	1:11.425	12	15.228	1:11.731
15	5.942	1:22.145	16	9.306	1:12.522	16	12.186	1:12.297	16	14.131	1:11.684	16	16.066	1:11.744
16	5.994	1:22.197	15	9.898	1:13.166	15	13.618	1:13.137	15	15.393	1:11.514	15	17.721	1:12.137
18	7.237	1:23.440	18	11.676	1:13.649	71	15.153	1:12.652	71	18.503	1:13.089	18	22.152	1:13.088
71	7.583	1:23.786	71	11.918	1:13.545	18	15.669	1:13.410	18	18.873	1:12.943	68	22.936	1:12.482
68	8.993	1:25.196	68	12.962	1:13.179	68	17.596	1:14.051	68	20.263	1:12.406	71	23.403	1:14.709
37	9.020	1:25.223	37	16.053	1:16.243	37	22.400	1:15.764	37	27.939	1:15.278	37	34.096	1:15.966
66	10.906	1:27.109	66	18.412	1:16.716	59	24.403	1:14.705	59	28.483	1:13.819	59	34.142	1:15.468
9	11.609	1:27.812	59	19.115	1:15.291	66	24.870	1:15.875	66	31.421	1:16.290	66	36.406	1:14.794
59	13.034	1:29.237	9	19.852	1:17.453	9	26.098	1:15.663	9	31.870	1:15.511	9	37.903	1:15.842
23	14.614	1:30.817	23	22.551	1:17.147	23	30.124	1:16.990	23	36.721	1:16.336	23	43.783	1:16.871
81	19.189	1:35.392	81	35.283	1:25.304	81	50.577	1:24.711	81	1:04.943	1:24.105			

Pembrey  
 Circuit Length = 1.4559 miles  
 Start: 16:16 End: 16:31

# Lancaster Insurance MG Owners Club Championship (Class B & Z)

## RACE 18 - LAP CHART

Lap 6			Lap 7			Lap 8			Lap 9			Lap 10		
No	Behind	Laptime	No	Behind	Laptime	No	Behind	Laptime	No	Behind	Laptime	No	Behind	Laptime
4		1:09.850	4		1:10.027	4		1:09.903	4		1:09.410	4		1:09.920
10	2.708	1:09.801	10	2.348	1:09.667	10	1.950	1:09.505	10	1.872	1:09.332	10	1.524	1:09.572
17	3.724	1:09.768	17	3.195	1:09.498	17	2.610	1:09.318	17	2.872	1:09.672	17	2.481	1:09.529
81	1 LAP	1:24.084	12	18.170	1:11.370	12	19.117	1:10.850	12	21.143	1:11.436	23	1 LAP	1:18.910
12	16.827	1:11.449	16	18.800	1:11.093	16	19.998	1:11.101	16	21.768	1:11.180	12	22.746	1:11.523
16	17.734	1:11.518	81	1 LAP	1:22.744	18	30.639	1:12.283	18	34.155	1:12.926	16	24.146	1:12.298
15	19.732	1:11.861	18	28.259	1:12.966	68	30.954	1:12.281	68	34.431	1:12.887	18	37.398	1:13.163
18	25.320	1:13.018	68	28.576	1:12.943	81	1 LAP	1:21.182	71	37.065	1:13.083	68	37.751	1:13.240
68	25.660	1:12.574	71	30.276	1:13.507	71	33.392	1:13.019	15	37.629	1:12.924	15	40.642	1:12.933
71	26.796	1:13.243	15	31.924	1:22.219	15	34.115	1:12.094	81	1 LAP	1:20.638	71	40.960	1:13.815
59	40.980	1:16.688	59	45.464	1:14.511	59	49.135	1:13.574	59	53.648	1:13.923	81	1 LAP	1:20.065
37	41.506	1:17.260	37	46.309	1:14.830	66	50.852	1:14.114	66	54.995	1:13.553	59	57.809	1:14.081
66	41.674	1:15.118	66	46.641	1:14.994	9	54.706	1:15.884	9	1:00.675	1:15.379	66	58.546	1:13.471
9	43.388	1:15.335	9	48.725	1:15.364	37	56.505	1:20.099	37	1:03.448	1:16.353	9	1:06.463	1:15.708
23	51.263	1:17.330	23	58.151	1:16.915	23	1:05.482	1:17.234						

Pembrey  
 Circuit Length = 1.4559 miles  
 Start: 16:16 End: 16:31

# Lancaster Insurance MG Owners Club Championship (Class B & Z)

## RACE 18 - LAP CHART

Lap 11			Lap 12		
No	Behind	Laptime	No	Behind	Laptime
4		1:09.388	4		1:09.646
37	1 LAP	1:15.869	10	1.894	1:10.082
10	1.458	1:09.322	17	3.403	1:10.517
17	2.532	1:09.439	9	1 LAP	1:19.808
23	1 LAP	1:16.715	37	1 LAP	1:17.714
12	24.625	1:11.267	23	1 LAP	1:17.009
16	26.188	1:11.430	12	26.701	1:11.722
18	40.919	1:12.909	16	27.830	1:11.288
68	41.717	1:13.354	18	44.216	1:12.943
15	43.442	1:12.188	68	45.185	1:13.114
71	44.593	1:13.021	15	45.844	1:12.048
59	1:04.418	1:15.997	71	48.009	1:13.062
66	1:04.599	1:15.441	59	1:09.461	1:14.689
81	1 LAP	1:20.839	66	1:09.701	1:14.748
			81	1 LAP	1:19.526

Pembrey  
 Circuit Length = 1.4559 miles  
 Start: 16:16 End: 16:31