



# NATIONAL CHAMPIONSHIP RACE MEETING

**Pembrey Circuit**

**13th & 14th September 2008**



**Results Provided by Timing Solutions Ltd**  
[www.tsl-timing.com](http://www.tsl-timing.com)

**Hammerite Racing Classic Group 1 Touring Car Championship iaw Dunlop  
QUALIFYING - RACE 2 - CLASSIFICATION**

POS	NO	CL	NAME	ENTRY	TIME	ON	LAPS	GAP	DIFF	MPH
1	55	A	David HOWARD	Jaguar XJ12	1:09.263	16	17			75.67
2	18	B	Jim MCLOUGHLIN	Ford Capri	1:09.465	14	15	0.202	0.202	75.45
3	46	C	David HICKTON	Opel Ascona	1:09.478	14	17	0.215	0.013	75.44
4	5	B	Mark FOWLER	Ford Capri	1:09.495	6	10	0.232	0.017	75.42
5	11	C	Roger STANFORD	BMW 2002	1:09.630	7	15	0.367	0.135	75.27
6	4	B	Tim SCOTT ANDREWS	Rover Vitesse	1:09.691	14	17	0.428	0.061	75.21
7	76	D	Neil BRAY	Ford Fiesta	1:11.680	9	16	2.417	1.989	73.12
8	37	C	Matthew IRONS	BMW 323i	1:12.668	14	16	3.405	0.988	72.13
9	89	D	Ken SELFE	Ford Escort XR3	1:14.000	2	15	4.737	1.332	70.83
10	68	E	Brian GOODWIN	Ford Fiesta	1:14.795	16	16	5.532	0.795	70.07
11	45	C	John BLETCHER	Triumph Dolomite Sprint	1:15.013	10	15	5.750	0.218	69.87
12	28	E	Robert WHEELER	Renault 5 TS	1:24.845	1	1	15.582	9.832	61.77

Weather / Track : Cloudy / Dry

These results are provisional until the conclusion of any judicial and technical matters.

Pembrey  
Circuit Length = 1.4560 miles  
Start: 14:00 End: 14:22

Clerk of Course :		Timekeeper :
-------------------	--	--------------

# Hammerite Racing Classic Group 1 Touring Car Championship iaw Dunlop

## QUALIFYING - RACE 2 - LAP ANALYSIS

<b>4</b>	<b>Tim SCOTT ANDREWS</b>			Rover Vitesse			
1 -	1:19.891	+ 10.200	14:02:47.756	10 -	1:11.723	+ 2.032	14:13:45.137
2 -	1:14.681	+ 4.990	14:04:02.437	11 -	1:12.707	+ 3.016	14:14:57.844
3 -	1:13.746	+ 4.055	14:05:16.183	12 -	1:10.935	+ 1.244	14:16:08.779
4 -	1:13.917	+ 4.226	14:06:30.100	13 -	1:10.795	+ 1.104	14:17:19.574
5 -	1:12.314	+ 2.623	14:07:42.414	14 -	<b>1:09.691</b>		<b>14:18:29.265</b>
6 -	1:14.566	+ 4.875	14:08:56.980	15 -	1:10.519	+ 0.828	14:19:39.784
7 -	1:12.149	+ 2.458	14:10:09.129	16 -	1:11.660	+ 1.969	14:20:51.444
8 -	1:11.792	+ 2.101	14:11:20.921	17 -	1:10.117	+ 0.426	14:22:01.561
9 -	1:12.493	+ 2.802	14:12:33.414				
<b>5</b>	<b>Mark FOWLER</b>			Ford Capri			
1 -	1:13.181	+ 3.686	14:02:30.940	6 -	<b>1:09.495</b>		<b>14:08:21.576</b>
2 -	1:10.736	+ 1.241	14:03:41.676	7 -	1:09.913	+ 0.418	14:09:31.489
3 -	1:10.515	+ 1.020	14:04:52.191	8 -	1:10.514	+ 1.019	14:10:42.003
4 -	1:09.679	+ 0.184	14:06:01.870	9 -	1:10.772	+ 1.277	14:11:52.775
5 -	1:10.211	+ 0.716	14:07:12.081	10 -	1:38.682 P	+ 29.187	14:13:31.457
<b>11</b>	<b>Roger STANFORD</b>			BMW 2002			
1 -	1:12.922	+ 3.292	14:02:32.227	9 -	1:12.495	+ 2.865	14:12:01.412
2 -	1:10.482	+ 0.852	14:03:42.709	10 -	1:10.416	+ 0.786	14:13:11.828
3 -	1:10.100	+ 0.470	14:04:52.809	11 -	1:09.697	+ 0.067	14:14:21.525
4 -	1:10.036	+ 0.406	14:06:02.845	12 -	1:10.014	+ 0.384	14:15:31.539
5 -	1:15.810	+ 6.180	14:07:18.655	13 -	1:42.458	+ 32.828	14:17:13.997
6 -	1:10.124	+ 0.494	14:08:28.779	14 -	1:10.244	+ 0.614	14:18:24.241
7 -	<b>1:09.630</b>		<b>14:09:38.409</b>	15 -	1:22.185 P	+ 12.555	14:19:46.426
8 -	1:10.508	+ 0.878	14:10:48.917				
<b>18</b>	<b>Jim MCLOUGHLIN</b>			Ford Capri			
1 -	1:12.731	+ 3.266	14:02:26.200	9 -	1:23.097 P	+ 13.632	14:13:05.742
2 -	1:10.778	+ 1.313	14:03:36.978	10 -	2:39.429	+ 1:29.964	14:15:45.171
3 -	1:09.833	+ 0.368	14:04:46.811	11 -	1:12.365	+ 2.900	14:16:57.536
4 -	1:09.623	+ 0.158	14:05:56.434	12 -	1:09.723	+ 0.258	14:18:07.259
5 -	1:10.237	+ 0.772	14:07:06.671	13 -	1:10.118	+ 0.653	14:19:17.377
6 -	1:27.336 P	+ 17.871	14:08:34.007	14 -	<b>1:09.465</b>		<b>14:20:26.842</b>
7 -	1:58.223	+ 48.758	14:10:32.230	15 -	1:09.845	+ 0.380	14:21:36.687
8 -	1:10.415	+ 0.950	14:11:42.645				
<b>28</b>	<b>Robert WHEELER</b>			Renault 5 TS			
1 -	<b>1:24.845</b>		<b>14:03:03.031</b>				
<b>37</b>	<b>Matthew IRONS</b>			BMW 323i			
1 -	1:19.052	+ 6.384	14:02:42.489	9 -	1:13.213	+ 0.545	14:12:39.155
2 -	1:16.078	+ 3.410	14:03:58.567	10 -	1:13.387	+ 0.719	14:13:52.542
3 -	1:16.102	+ 3.434	14:05:14.669	11 -	1:12.982	+ 0.314	14:15:05.524
4 -	1:15.131	+ 2.463	14:06:29.800	12 -	1:13.211	+ 0.543	14:16:18.735
5 -	1:15.550	+ 2.882	14:07:45.350	13 -	1:12.836	+ 0.168	14:17:31.571
6 -	1:13.874	+ 1.206	14:08:59.224	14 -	<b>1:12.668</b>		<b>14:18:44.239</b>
7 -	1:13.277	+ 0.609	14:10:12.501	15 -	1:12.780	+ 0.112	14:19:57.019
8 -	1:13.441	+ 0.773	14:11:25.942	16 -	1:14.234	+ 1.566	14:21:11.253
<b>45</b>	<b>John BLETCHER</b>			Triumph Dolomite Sprint			
1 -	1:31.512	+ 16.499	14:03:09.737	9 -	1:17.152	+ 2.139	14:13:53.345
2 -	1:22.834	+ 7.821	14:04:32.571	10 -	<b>1:15.013</b>		<b>14:15:08.358</b>
3 -	1:20.686	+ 5.673	14:05:53.257	11 -	1:16.550	+ 1.537	14:16:24.908
4 -	1:23.070	+ 8.057	14:07:16.327	12 -	1:16.089	+ 1.076	14:17:40.997
5 -	1:19.852	+ 4.839	14:08:36.179	13 -	1:15.857	+ 0.844	14:18:56.854
6 -	1:21.311	+ 6.298	14:09:57.490	14 -	1:15.749	+ 0.736	14:20:12.603
7 -	1:17.969	+ 2.956	14:11:15.459	15 -	1:17.363	+ 2.350	14:21:29.966
8 -	1:20.734	+ 5.721	14:12:36.193				
<b>46</b>	<b>David HICKTON</b>			Opel Ascona			
1 -	1:18.316	+ 8.838	14:02:39.595	10 -	1:17.864	+ 8.386	14:13:31.017

Pembrey  
Circuit Length = 1.4560 miles  
Start: 14:00 End: 14:22

Weather / Track : Cloudy / Dry


# Hammerite Racing Classic Group 1 Touring Car Championship iaw Dunlop

## QUALIFYING - RACE 2 - LAP ANALYSIS

2 -	1:17.360	+ 7.882	14:03:56.955	11 -	1:09.565	+ 0.087	14:14:40.582
3 -	1:11.804	+ 2.326	14:05:08.759	12 -	1:09.775	+ 0.297	14:15:50.357
4 -	1:11.277	+ 1.799	14:06:20.036	13 -	1:09.687	+ 0.209	14:17:00.044
5 -	1:10.471	+ 0.993	14:07:30.507	14 -	<b>1:09.478</b>		<b>14:18:09.522</b>
6 -	1:09.865	+ 0.387	14:08:40.372	15 -	1:10.073	+ 0.595	14:19:19.595
7 -	1:12.801	+ 3.323	14:09:53.173	16 -	1:09.750	+ 0.272	14:20:29.345
8 -	1:09.991	+ 0.513	14:11:03.164	17 -	1:09.622	+ 0.144	14:21:38.967
9 -	1:09.989	+ 0.511	14:12:13.153				
<b>55</b>	<b>David HOWARD</b>			<b>Jaguar XJ12</b>			
1 -	1:17.626	+ 8.363	14:02:53.741	10 -	1:10.459	+ 1.196	14:13:38.397
2 -	1:13.418	+ 4.155	14:04:07.159	11 -	1:10.675	+ 1.412	14:14:49.072
3 -	1:12.830	+ 3.567	14:05:19.989	12 -	1:10.068	+ 0.805	14:15:59.140
4 -	1:10.820	+ 1.557	14:06:30.809	13 -	1:12.041	+ 2.778	14:17:11.181
5 -	1:12.110	+ 2.847	14:07:42.919	14 -	1:09.960	+ 0.697	14:18:21.141
6 -	1:12.832	+ 3.569	14:08:55.751	15 -	1:09.668	+ 0.405	14:19:30.809
7 -	1:10.721	+ 1.458	14:10:06.472	16 -	<b>1:09.263</b>		<b>14:20:40.072</b>
8 -	1:10.511	+ 1.248	14:11:16.983	17 -	1:30.433	+ 21.170	14:22:10.505
9 -	1:10.955	+ 1.692	14:12:27.938				
<b>68</b>	<b>Brian GOODWIN</b>			<b>Ford Fiesta</b>			
1 -	1:24.494	+ 9.699	14:02:51.661	9 -	1:15.322	+ 0.527	14:13:00.827
2 -	1:17.008	+ 2.213	14:04:08.669	10 -	1:15.040	+ 0.245	14:14:15.867
3 -	1:15.650	+ 0.855	14:05:24.319	11 -	1:15.438	+ 0.643	14:15:31.305
4 -	1:16.893	+ 2.098	14:06:41.212	12 -	1:16.618	+ 1.823	14:16:47.923
5 -	1:15.741	+ 0.946	14:07:56.953	13 -	1:16.881	+ 2.086	14:18:04.804
6 -	1:17.109	+ 2.314	14:09:14.062	14 -	1:16.598	+ 1.803	14:19:21.402
7 -	1:15.374	+ 0.579	14:10:29.436	15 -	1:15.643	+ 0.848	14:20:37.045
8 -	1:16.069	+ 1.274	14:11:45.505	16 -	<b>1:14.795</b>		<b>14:21:51.840</b>
<b>76</b>	<b>Neil BRAY</b>			<b>Ford Fiesta</b>			
1 -	1:21.626	+ 9.946	14:02:58.665	9 -	<b>1:11.680</b>		<b>14:12:43.886</b>
2 -	1:14.434	+ 2.754	14:04:13.099	10 -	1:11.837	+ 0.157	14:13:55.723
3 -	1:13.572	+ 1.892	14:05:26.671	11 -	1:12.543	+ 0.863	14:15:08.266
4 -	1:13.594	+ 1.914	14:06:40.265	12 -	1:12.285	+ 0.605	14:16:20.551
5 -	1:13.206	+ 1.526	14:07:53.471	13 -	1:12.322	+ 0.642	14:17:32.873
6 -	1:12.959	+ 1.279	14:09:06.430	14 -	1:11.979	+ 0.299	14:18:44.852
7 -	1:12.943	+ 1.263	14:10:19.373	15 -	1:12.475	+ 0.795	14:19:57.327
8 -	1:12.833	+ 1.153	14:11:32.206	16 -	1:17.888	+ 6.208	14:21:15.215
<b>89</b>	<b>Ken SELFE</b>			<b>Ford Escort XR3</b>			
1 -	1:19.853	+ 5.853	14:02:43.763	9 -	1:15.653	+ 1.653	14:13:11.383
2 -	<b>1:14.000</b>		<b>14:03:57.763</b>	10 -	1:15.479	+ 1.479	14:14:26.862
3 -	1:16.444	+ 2.444	14:05:14.207	11 -	1:16.112	+ 2.112	14:15:42.974
4 -	1:29.654	+ 15.654	14:06:43.861	12 -	1:16.958	+ 2.958	14:16:59.932
5 -	1:14.196	+ 0.196	14:07:58.057	13 -	1:15.592	+ 1.592	14:18:15.524
6 -	1:14.921	+ 0.921	14:09:12.978	14 -	1:17.337	+ 3.337	14:19:32.861
7 -	1:26.486	+ 12.486	14:10:39.464	15 -	1:23.045	+ 9.045	14:20:55.906
8 -	1:16.266	+ 2.266	14:11:55.730				

# Hammerite Racing Classic Group 1 Touring Car Championship iaw Dunlop

## RACE 2 - GRID

ROW 6	45	1:15.013 John BLETCHER	28	1:24.845 Robert WHEELER
ROW 5	89	1:14.000 Ken SELFE	68	1:14.795 Brian GOODWIN
ROW 4	76	1:11.680 Neil BRAY	37	1:12.668 Matthew IRONS
ROW 3	11	1:09.630 Roger STANFORD	4	1:09.691 Tim SCOTT ANDREWS
ROW 2	46	1:09.478 David HICKTON	5	1:09.495 Mark FOWLER
ROW 1	55	1:09.263 David HOWARD	18	1:09.465 Jim MCLOUGHLIN
<b>Pole</b>				
				


Pembrey  
Circuit Length = 1.4560 miles

**These results are provisional until the conclusion of any judicial and technical matters.**

Clerk of Course :		Timekeeper :

# Hammerite Racing Classic Group 1 Touring Car Championship iaw Dunlop

## RACE 9 - GRID

ROW 6	1:15.749 45 John BLETCHER	28 Robert WHEELER
ROW 5	1:14.196 89 Ken SELFE	1:15.040 68 Brian GOODWIN
ROW 4	1:11.837 76 Neil BRAY	1:12.780 37 Matthew IRONS
ROW 3	1:09.697 11 Roger STANFORD	1:10.117 4 Tim SCOTT ANDREWS
ROW 2	1:09.668 55 David HOWARD	1:09.679 5 Mark FOWLER
ROW 1	1:09.565 46 David HICKTON	1:09.623 18 Jim MCLOUGHLIN
<b>Pole</b>		
		

Pembrey  
Circuit Length = 1.4560 miles

**These results are provisional until the conclusion of any judicial and technical matters.**

Clerk of Course :		Timekeeper :

# Hammerite Racing Classic Group 1 Touring Car Championship iaw Dunlop

## RACE 2 - CLASSIFICATION

POS	NO	CL	NAME	ENTRY	LAPS	TIME	GAP	DIFF	MPH	BEST	ON
1	18	B	Jim MCLOUGHLIN	Ford Capri	18	21:02.903			74.70	1:08.748	8
2	46	C	David HICKTON	Opel Ascona	18	21:04.285	1.382	1.382	74.62	1:09.064	16
3	11	C	Roger STANFORD	BMW 2002	18	21:07.220	4.317	2.935	74.45	1:09.115	16
4	5	B	Mark FOWLER	Ford Capri	18	21:08.172	5.269	0.952	74.39	1:09.084	8
5	37	C	Matthew IRONS	BMW 323i	18	21:53.917	51.014	45.745	71.80	1:11.809	15
6	76	D	Neil BRAY	Ford Fiesta	18	21:54.380	51.477	0.463	71.78	1:11.817	15
7	89	D	Ken SELFE	Ford Escort XR3	18	22:01.254	58.351	6.874	71.40	1:12.078	16
8	68	E	Brian GOODWIN	Ford Fiesta	17	21:35.928	1 lap	1 lap	68.75	1:14.700	14
9	28	E	Robert WHEELER	Renault 5 TS	16	21:14.458	2 laps	1 lap	65.80	1:17.164	13

### NOT CLASSIFIED

DNF	55	A	David HOWARD	Jaguar XJ12	13	15:59.024	5 laps	3 laps	71.05	1:09.126	7
DNF	4	B	Tim SCOTT ANDREWS	Rover Vitesse	13	15:30.498	5 laps		73.23	1:09.613	11

### FASTEST LAP

18	B	Jim MCLOUGHLIN	Ford Capri	8	1:08.748	76.24 mph	122.70 kph
46	C	David HICKTON	Opel Ascona	16	1:09.064	75.89 mph	122.14 kph
68	E	Brian GOODWIN	Ford Fiesta	14	1:14.700	70.16 mph	112.92 kph
55	A	David HOWARD	Jaguar XJ12	7	1:09.126	75.82 mph	122.03 kph
76	D	Neil BRAY	Ford Fiesta	15	1:11.817	72.98 mph	117.45 kph

Weather / Track : Bright / Dry

These results are provisional until the conclusion of any judicial and technical matters.

Pembrey  
Circuit Length = 1.4560 miles  
Start: 09:35 End: 09:57

Clerk of Course :

Timekeeper :

# Hammerite Racing Classic Group 1 Touring Car Championship iaw Dunlop

## RACE 2 - LAP CHART

Lap 1			Lap 2			Lap 3			Lap 4			Lap 5		
No	Behind	Laptime	No	Behind	Laptime	No	Behind	Laptime	No	Behind	Laptime	No	Behind	Laptime
55		1:16.482	55		1:10.595	55		1:09.866	55		1:09.937	18		1:10.993
18	0.479	1:16.961	18	0.581	1:10.697	18	0.882	1:10.167	18	0.321	1:09.376	55	0.583	1:11.897
5	0.686	1:17.168	5	0.704	1:10.613	5	1.152	1:10.314	5	0.901	1:09.686	5	0.644	1:11.057
46	1.247	1:17.729	46	1.130	1:10.478	46	1.466	1:10.202	46	1.246	1:09.717	46	0.827	1:10.895
11	2.088	1:18.570	11	1.691	1:10.198	11	2.010	1:10.185	11	1.854	1:09.781	11	1.158	1:10.618
37	4.216	1:20.698	37	7.122	1:13.501	37	9.794	1:12.538	37	12.926	1:13.069	4	13.619	1:11.648
76	4.448	1:20.930	76	7.532	1:13.679	4	11.094	1:12.523	4	13.285	1:12.128	37	15.196	1:13.584
4	6.140	1:22.622	4	8.437	1:12.892	76	11.168	1:13.502	76	14.487	1:13.256	76	15.775	1:12.602
89	6.589	1:23.071	89	10.338	1:14.344	89	13.325	1:12.853	89	15.683	1:12.295	89	17.382	1:13.013
68	9.511	1:25.993	68	15.127	1:16.211	68	21.660	1:16.399	68	27.054	1:15.331	68	31.589	1:15.849
28	13.288	1:29.770	28	23.388	1:20.695	28	33.336	1:19.814	28	42.519	1:19.120	28	49.913	1:18.708



# Hammerite Racing Classic Group 1 Touring Car Championship iaw Dunlop

## RACE 2 - LAP CHART

Lap 6			Lap 7			Lap 8			Lap 9			Lap 10		
No	Behind	Laptime	No	Behind	Laptime	No	Behind	Laptime	No	Behind	Laptime	No	Behind	Laptime
18		1:09.549	18		1:09.254	18		1:08.748	18		1:10.217	18		1:09.723
55	1.113	1:10.079	55	0.985	1:09.126	55	1.478	1:09.241	55	1.434	1:10.173	46	2.438	1:10.102
46	1.417	1:10.139	5	1.517	1:09.271	5	1.853	1:09.084	5	1.709	1:10.073	11	3.498	1:10.283
5	1.500	1:10.405	46	2.304	1:10.141	46	2.759	1:09.203	46	2.059	1:09.517	5	3.762	1:11.776
11	2.295	1:10.686	11	2.572	1:09.531	11	3.439	1:09.615	11	2.938	1:09.716	55	12.879	1:21.168
4	14.002	1:09.932	4	14.758	1:10.010	4	15.904	1:09.894	28	1 LAP	1:22.330	4	15.629	1:09.970
37	18.077	1:12.430	37	20.955	1:12.132	37	24.351	1:12.144	4	15.382	1:09.695	28	1 LAP	1:17.975
76	18.531	1:12.305	76	21.382	1:12.105	76	25.074	1:12.440	37	26.488	1:12.354	37	29.292	1:12.527
89	20.658	1:12.825	89	24.176	1:12.772	89	28.073	1:12.645	76	27.595	1:12.738	76	30.697	1:12.825
68	37.731	1:15.691	68	43.710	1:15.233	68	50.045	1:15.083	89	30.464	1:12.608	89	34.356	1:13.615
28	58.392	1:18.028	28	1:07.264	1:18.126				68	54.851	1:15.023	68	1:00.364	1:15.236

# Hammerite Racing Classic Group 1 Touring Car Championship iaw Dunlop

## RACE 2 - LAP CHART

Lap 11			Lap 12			Lap 13			Lap 14			Lap 15		
No	Behind	Laptime	No	Behind	Laptime	No	Behind	Laptime	No	Behind	Laptime	No	Behind	Laptime
18		1:09.549	18		1:09.207	18		1:09.373	18		1:09.714	18		1:09.813
46	2.433	1:09.544	46	2.869	1:09.643	46	3.461	1:09.965	46	3.188	1:09.441	46	2.793	1:09.418
11	3.733	1:09.784	11	4.515	1:09.989	11	5.173	1:10.031	11	4.983	1:09.524	11	4.835	1:09.665
5	3.885	1:09.672	5	4.934	1:10.256	5	5.463	1:09.902	5	5.202	1:09.453	5	5.279	1:09.890
4	15.693	1:09.613	4	16.152	1:09.666	68	1 LAP	1:19.489	68	1 LAP	1:15.400	68	1 LAP	1:14.700
55	22.484	1:19.154	55	27.368	1:14.091	4	16.684	1:09.905	37	41.422	1:12.482	37	43.418	1:11.809
28	1 LAP	1:17.640	37	35.457	1:12.549	37	38.654	1:12.570	76	41.955	1:12.764	76	43.959	1:11.817
37	32.115	1:12.372	76	36.372	1:12.318	76	38.905	1:11.906	89	48.144	1:13.077	89	51.182	1:12.851
76	33.261	1:12.113	28	1 LAP	1:18.802	89	44.781	1:12.749	28	1 LAP	1:17.164	28	1 LAP	1:17.371
89	37.860	1:13.053	89	41.405	1:12.752	55	45.210	1:27.215						
68	1:06.186	1:15.371				28	1 LAP	1:18.329						

# Hammerite Racing Classic Group 1 Touring Car Championship iaw Dunlop

## RACE 2 - LAP CHART

Lap 16			Lap 17			Lap 18		
No	Behind	Laptime	No	Behind	Laptime	No	Behind	Laptime
18		1:09.036	18		1:10.259	18		1:10.267
46	2.821	1:09.064	46	2.195	1:09.633	46	1.382	1:09.454
11	4.914	1:09.115	11	4.398	1:09.743	11	4.317	1:10.186
5	5.791	1:09.548	5	5.086	1:09.554	5	5.269	1:10.450
68	1 LAP	1:15.180	68	1 LAP	1:14.797	28	2 LAPS	1:22.544
37	46.776	1:12.394	37	48.580	1:12.063	68	1 LAP	1:14.942
76	47.204	1:12.281	76	49.677	1:12.732	37	51.014	1:12.701
89	54.224	1:12.078	89	56.407	1:12.442	76	51.477	1:12.067
28	1 LAP	1:18.042				89	58.351	1:12.211

# Hammerite Racing Classic Group 1 Touring Car Championship iaw Dunlop

## RACE 9 - CLASSIFICATION

POS	NO	CL	NAME	ENTRY	LAPS	TIME	GAP	DIFF	MPH	BEST	ON
1	55	A	David HOWARD	Jaguar XJ12	14	16:27.324			74.32	1:08.870	4
2	18	B	Jim MCLOUGHLIN	Ford Capri	14	16:29.665	2.341	2.341	74.14	1:09.608	9
3	5	B	Mark FOWLER	Ford Capri	14	16:31.064	3.740	1.399	74.04	1:08.782	4
4	46	C	David HICKTON	Opel Ascona	14	16:31.546	4.222	0.482	74.00	1:09.744	8
5	11	C	Roger STANFORD	BMW 2002	14	16:32.492	5.168	0.946	73.93	1:09.581	5
6	37	C	Matthew IRONS	BMW 323i	14	17:18.959	51.635	46.467	70.63	1:12.622	2
7	68	E	Brian GOODWIN	Ford Fiesta	13	16:36.656	1 lap	1 lap	68.36	1:14.626	3
8	28	E	Robert WHEELER	Renault 5 TS	13	17:10.498	1 lap	33.842	66.12	1:17.945	11

### NOT CLASSIFIED

DNF	89	D	Ken SELFE	Ford Escort XR3	6	7:56.832	8 laps	7 laps	65.95	1:12.648	2
DNF	76	D	Neil BRAY	Ford Fiesta	3	3:47.650	11 laps	3 laps	69.07	1:12.729	2

### FASTEST LAP

5	B	Mark FOWLER	Ford Capri	4	1:08.782	76.20 mph	122.64 kph
11	C	Roger STANFORD	BMW 2002	5	1:09.581	75.33 mph	121.23 kph
68	E	Brian GOODWIN	Ford Fiesta	3	1:14.626	70.23 mph	113.03 kph
55	A	David HOWARD	Jaguar XJ12	4	1:08.870	76.10 mph	122.48 kph
89	D	Ken SELFE	Ford Escort XR3	2	1:12.648	72.15 mph	116.11 kph

Weather / Track : Cloudy / Dry

These results are provisional until the conclusion of any judicial and technical matters.

Pembrey  
Circuit Length = 1.4560 miles  
Start: 14:24 End: 14:41

Clerk of Course :		Timekeeper :
-------------------	--	--------------

# Hammerite Racing Classic Group 1 Touring Car Championship iaw Dunlop

## RACE 9 - LAP CHART

Lap 1			Lap 2			Lap 3			Lap 4			Lap 5		
No	Behind	Laptime	No	Behind	Laptime	No	Behind	Laptime	No	Behind	Laptime	No	Behind	Laptime
18		1:17.572	55		1:09.647	55		1:09.415	55		1:08.870	55		1:09.846
55	0.036	1:17.608	18	0.915	1:10.598	18	1.598	1:10.098	18	2.579	1:09.851	18	3.319	1:10.586
46	0.232	1:17.804	46	1.850	1:11.301	46	2.787	1:10.352	5	2.890	1:08.782	5	3.459	1:10.415
11	1.104	1:18.676	5	2.332	1:10.650	5	2.978	1:10.061	46	4.269	1:10.352	46	4.200	1:09.777
5	1.365	1:18.937	11	2.690	1:11.269	11	3.827	1:10.552	11	4.898	1:09.941	11	4.633	1:09.581
76	3.117	1:20.689	76	6.163	1:12.729	37	10.674	1:13.388	37	16.101	1:14.297	37	19.009	1:12.754
37	3.762	1:21.334	37	6.701	1:12.622	76	10.980	1:14.232	89	17.262	1:14.211	89	21.256	1:13.840
89	5.370	1:22.942	89	8.335	1:12.648	89	11.921	1:13.001	68	24.379	1:15.315	68	29.926	1:15.393
68	7.207	1:24.779	68	12.723	1:15.199	68	17.934	1:14.626	28	38.198	1:18.448	28	46.444	1:18.092
28	10.333	1:27.905	28	19.013	1:18.363	28	28.620	1:19.022						

# Hammerite Racing Classic Group 1 Touring Car Championship iaw Dunlop

## RACE 9 - LAP CHART

Lap 6			Lap 7			Lap 8			Lap 9			Lap 10		
No	Behind	Laptime	No	Behind	Laptime	No	Behind	Laptime	No	Behind	Laptime	No	Behind	Laptime
55		1:09.596	55		1:10.252	55		1:09.928	55		1:10.590	55		1:09.838
18	3.789	1:10.066	18	3.232	1:09.695	18	3.517	1:10.213	28	1 LAP	1:19.008	18	2.719	1:10.022
5	4.112	1:10.249	5	3.470	1:09.610	5	3.732	1:10.190	18	2.535	1:09.608	5	2.981	1:09.794
46	4.880	1:10.276	46	4.501	1:09.873	46	4.317	1:09.744	5	3.025	1:09.883	46	4.096	1:10.054
11	5.214	1:10.177	11	5.123	1:10.161	11	5.277	1:10.082	46	3.880	1:10.153	11	4.460	1:09.663
37	22.406	1:12.993	37	26.672	1:14.518	37	31.074	1:14.330	11	4.635	1:09.948	28	1 LAP	1:20.768
68	36.326	1:15.996	68	42.147	1:16.073	68	47.893	1:15.674	37	34.778	1:14.294	37	38.214	1:13.274
89	51.850	1:40.190	28	1:02.974	1:18.176				68	52.970	1:15.667	68	58.688	1:15.556
28	55.050	1:18.202												

**Hammerite Racing Classic Group 1 Touring Car Championship iaw Dunlop  
RACE 9 - LAP CHART**

Lap 11			Lap 12			Lap 13			Lap 14		
No	Behind	Laptime	No	Behind	Laptime	No	Behind	Laptime	No	Behind	Laptime
55		1:10.071	55		1:09.732	55		1:10.472	55		1:11.459
18	3.010	1:10.362	18	3.580	1:10.302	68	1 LAP	1:17.265	18	2.341	1:10.206
5	3.205	1:10.295	5	4.141	1:10.668	18	3.594	1:10.486	5	3.740	1:10.875
46	4.176	1:10.151	46	4.644	1:10.200	5	4.324	1:10.655	46	4.222	1:10.940
11	4.818	1:10.429	11	5.232	1:10.146	46	4.741	1:10.569	11	5.168	1:11.409
28	1 LAP	1:18.246	28	1 LAP	1:17.945	11	5.218	1:10.458	68	1 LAP	1:19.478
37	41.755	1:13.612	37	45.518	1:13.495	28	1 LAP	1:18.342	28	1 LAP	1:17.981
68	1:04.252	1:15.635				37	48.857	1:13.811	37	51.635	1:14.237

# Welsh Sports & Saloon Car Championship

## QUALIFYING - RACE 1 - CLASSIFICATION

POS	NO	CL	NAME	ENTRY	TIME	ON	LAPS	GAP	DIFF	MPH
1	66	C	Rhys LLOYD	Seat Leon Cupra	1:02.437	9	12			83.95
2	74	C	Neil PHILPOTTS	Mitsubishi Starion Turbo	1:04.029	4	7	1.592	1.592	81.86
3	35	C	Joss RONCHETTI	Talbot Sunbeam Lotus	1:04.376	8	11	1.939	0.347	81.42
4	1	D	Keith BUTCHER	V8 Star Audi	1:04.592	8	13	2.155	0.216	81.14
5	59	B	Geraint REES	Westfield SE1	1:04.616	5	13	2.179	0.024	81.11
6	8	D	Nigel BOWEN	Nissan Primera Tourer	1:04.767	4	9	2.330	0.151	80.92
7	99	B	Paul TROWBRIDGE	Ginetta G20	1:05.390	11	13	2.953	0.623	80.15
8	11	B	Graham HOLLIS	Ford Escort MKII	1:05.535	5	12	3.098	0.145	79.98
9	23	B	Rhodri JENKINS	Honda Civic Type R	1:06.231	12	13	3.794	0.696	79.14
10	16	B	Mark NICOLSON	Honda Integra R	1:06.704	8	13	4.267	0.473	78.57
11	32	B	Jason DAVIES	Ford Escort MK2	1:07.176	10	11	4.739	0.472	78.02
12	25	B	Anthony ALLITT	Honda Civic Type R	1:07.242	13	13	4.805	0.066	77.95
13	28	C	Allan DAVIES	Renault Clio	1:07.791	12	12	5.354	0.549	77.31
14	10	B	Mike WOODS	Honda Civic	1:08.283	8	13	5.846	0.492	76.76
15	114	A	Stephen HUMPHREYS	Caterham	1:08.373	5	8	5.936	0.090	76.66
16	22	C	Andrew WILLIAMS	Ford Sierra Sapphire	1:09.197	2	4	6.760	0.824	75.74
17	33	C	Kenneth RATTENBURY	Ford Sierra	1:09.516	5	5	7.079	0.319	75.40
18	64	C	Lucas ORDONEZ	Nissan 350Z	1:09.567	5	8	7.130	0.051	75.34
19	45	A	Adrian CHAPMAN	Raw Striker	1:09.815	8	12	7.378	0.248	75.07
20	26	A	Glynne JONES	Alfa Romeo	1:10.924	6	8	8.487	1.109	73.90
21	29	A	Russell HAGGERTY	Raw Striker	1:10.956	7	7	8.519	0.032	73.87
22	65	C	Lars SCHLOMER	Nissan 350Z	1:11.319	12	12	8.882	0.363	73.49
23	58	C	Roger PEARCE	Porsche 968 CS	1:11.775	12	12	9.338	0.456	73.02
24	88	A	Chris MORRIS	Suzuki Ignis	1:12.572	6	12	10.135	0.797	72.22
25	15	A	Philip BENDALL	Ford Fiesta	1:13.722	10	11	11.285	1.150	71.09

Cars 1 & 33 Please fit timing transponder

Weather / Track : Cloudy / Dry

These results are provisional until the conclusion of any judicial and technical matters.

Pembrey  
Circuit Length = 1.4560 miles  
Start: 14:27 End: 14:43

Clerk of Course :		Timekeeper :
-------------------	--	--------------



# Welsh Sports & Saloon Car Championship

## QUALIFYING - RACE 1 - LAP ANALYSIS

<b>1</b>	<b>Keith BUTCHER</b>		<b>V8 Star Audi</b>				
1 -	1:14.629	+ 10.037	14:29:14.003	8 -	<b>1:04.592</b>	<b>14:36:54.701</b>	
2 -	1:07.174	+ 2.582	14:30:21.177	9 -	1:08.408	+ 3.816	14:38:03.109
3 -	1:06.716	+ 2.124	14:31:27.893	10 -	1:04.959	+ 0.367	14:39:08.068
4 -	1:05.115	+ 0.523	14:32:33.008	11 -	1:06.149	+ 1.557	14:40:14.217
5 -	1:05.327	+ 0.735	14:33:38.335	12 -	1:07.138	+ 2.546	14:41:21.355
6 -	1:06.805	+ 2.213	14:34:45.140	13 -	1:14.742	+ 10.150	14:42:36.097
7 -	1:04.969	+ 0.377	14:35:50.109				
<b>8</b>	<b>Nigel BOWEN</b>		<b>Nissan Primera Tourer</b>				
1 -	1:15.571	+ 10.804	14:29:19.884	6 -	1:05.552	+ 0.785	14:34:53.259
2 -	1:10.759	+ 5.992	14:30:30.643	7 -	1:05.886	+ 1.119	14:35:59.145
3 -	1:07.229	+ 2.462	14:31:37.872	8 -	1:08.932	+ 4.165	14:37:08.077
4 -	<b>1:04.767</b>		<b>14:32:42.639</b>	9 -	1:46.358 P	+ 41.591	14:38:54.435
5 -	1:05.068	+ 0.301	14:33:47.707				
<b>10</b>	<b>Mike WOODS</b>		<b>Honda Civic</b>				
1 -	1:14.468	+ 6.185	14:29:01.594	8 -	<b>1:08.283</b>		<b>14:37:20.511</b>
2 -	1:11.498	+ 3.215	14:30:13.092	9 -	1:10.841	+ 2.558	14:38:31.352
3 -	1:10.364	+ 2.081	14:31:23.456	10 -	1:11.787	+ 3.504	14:39:43.139
4 -	1:09.398	+ 1.115	14:32:32.854	11 -	1:09.405	+ 1.122	14:40:52.544
5 -	1:12.433	+ 4.150	14:33:45.287	12 -	1:09.162	+ 0.879	14:42:01.706
6 -	1:15.045	+ 6.762	14:35:00.332	13 -	1:14.977	+ 6.694	14:43:16.683
7 -	1:11.896	+ 3.613	14:36:12.228				
<b>11</b>	<b>Graham HOLLIS</b>		<b>Ford Escort MKII</b>				
1 -	1:13.466	+ 7.931	14:28:51.054	7 -	1:05.613	+ 0.078	14:35:29.409
2 -	1:09.814	+ 4.279	14:30:00.868	8 -	1:06.241	+ 0.706	14:36:35.650
3 -	1:05.969	+ 0.434	14:31:06.837	9 -	1:06.318	+ 0.783	14:37:41.968
4 -	1:05.801	+ 0.266	14:32:12.638	10 -	1:05.582	+ 0.047	14:38:47.550
5 -	<b>1:05.535</b>		<b>14:33:18.173</b>	11 -	1:06.311	+ 0.776	14:39:53.861
6 -	1:05.623	+ 0.088	14:34:23.796	12 -	1:28.432 P	+ 22.897	14:41:22.293
<b>15</b>	<b>Philip BENDALL</b>		<b>Ford Fiesta</b>				
1 -	1:17.849	+ 4.127	14:29:41.111	7 -	1:13.925	+ 0.203	14:37:27.813
2 -	1:13.809	+ 0.087	14:30:54.920	8 -	1:15.358	+ 1.636	14:38:43.171
3 -	1:33.427	+ 19.705	14:32:28.347	9 -	1:14.993	+ 1.271	14:39:58.164
4 -	1:14.595	+ 0.873	14:33:42.942	10 -	<b>1:13.722</b>		<b>14:41:11.886</b>
5 -	1:15.513	+ 1.791	14:34:58.455	11 -	1:14.335	+ 0.613	14:42:26.221
6 -	1:15.433	+ 1.711	14:36:13.888				
<b>16</b>	<b>Mark NICOLSON</b>		<b>Honda Integra R</b>				
1 -	1:24.318	+ 17.614	14:29:18.772	8 -	<b>1:06.704</b>		<b>14:37:22.788</b>
2 -	1:14.465	+ 7.761	14:30:33.237	9 -	1:07.518	+ 0.814	14:38:30.306
3 -	1:11.004	+ 4.300	14:31:44.241	10 -	1:06.871	+ 0.167	14:39:37.177
4 -	1:08.683	+ 1.979	14:32:52.924	11 -	1:07.289	+ 0.585	14:40:44.466
5 -	1:07.847	+ 1.143	14:34:00.771	12 -	1:06.808	+ 0.104	14:41:51.274
6 -	1:07.738	+ 1.034	14:35:08.509	13 -	1:08.060	+ 1.356	14:42:59.334
7 -	1:07.575	+ 0.871	14:36:16.084				
<b>22</b>	<b>Andrew WILLIAMS</b>		<b>Ford Sierra Sapphire</b>				
1 -	1:14.019	+ 4.822	14:28:55.914	3 -	1:09.669	+ 0.472	14:31:14.780
2 -	<b>1:09.197</b>		<b>14:30:05.111</b>	4 -	1:26.944 P	+ 17.747	14:32:41.724
<b>23</b>	<b>Rhodri JENKINS</b>		<b>Honda Civic Type R</b>				
1 -	1:14.496	+ 8.265	14:28:50.424	8 -	1:07.943	+ 1.712	14:36:47.646
2 -	1:09.656	+ 3.425	14:30:00.080	9 -	1:09.565	+ 3.334	14:37:57.211
3 -	1:06.543	+ 0.312	14:31:06.623	10 -	1:06.953	+ 0.722	14:39:04.164
4 -	1:06.944	+ 0.713	14:32:13.567	11 -	1:07.391	+ 1.160	14:40:11.555
5 -	1:06.421	+ 0.190	14:33:19.988	12 -	<b>1:06.231</b>		<b>14:41:17.786</b>
6 -	1:06.925	+ 0.694	14:34:26.913	13 -	1:06.377	+ 0.146	14:42:24.163
7 -	1:12.790	+ 6.559	14:35:39.703				

Pembrey  
Circuit Length = 1.4560 miles  
Start: 14:27 End: 14:43

Weather / Track : Cloudy / Dry

# Welsh Sports & Saloon Car Championship

## QUALIFYING - RACE 1 - LAP ANALYSIS

<b>25</b>	<b>Anthony ALLITT</b>		Honda Civic Type R				
1 -	1:19.653	+ 12.411	14:29:16.000	8 -	1:07.847	+ 0.605	14:37:18.999
2 -	1:10.029	+ 2.787	14:30:26.029	9 -	1:08.792	+ 1.550	14:38:27.791
3 -	1:08.787	+ 1.545	14:31:34.816	10 -	1:07.581	+ 0.339	14:39:35.372
4 -	1:10.206	+ 2.964	14:32:45.022	11 -	1:07.394	+ 0.152	14:40:42.766
5 -	1:09.103	+ 1.861	14:33:54.125	12 -	1:07.428	+ 0.186	14:41:50.194
6 -	1:08.504	+ 1.262	14:35:02.629	13 -	<b>1:07.242</b>		<b>14:42:57.436</b>
7 -	1:08.523	+ 1.281	14:36:11.152				
<b>26</b>	<b>Glynne JONES</b>		Alfa Romeo				
1 -	1:24.995	+ 14.071	14:29:19.973	5 -	1:13.375	+ 2.451	14:34:14.060
2 -	1:16.709	+ 5.785	14:30:36.682	6 -	<b>1:10.924</b>		<b>14:35:24.984</b>
3 -	1:12.280	+ 1.356	14:31:48.962	7 -	1:12.384	+ 1.460	14:36:37.368
4 -	1:11.723	+ 0.799	14:33:00.685	8 -	1:29.929 P	+ 19.005	14:38:07.297
<b>28</b>	<b>Allan DAVIES</b>		Renault Clio				
1 -	1:19.271	+ 11.480	14:29:27.341	7 -	1:08.608	+ 0.817	14:36:30.698
2 -	1:14.556	+ 6.765	14:30:41.897	8 -	1:09.897	+ 2.106	14:37:40.595
3 -	1:11.373	+ 3.582	14:31:53.270	9 -	1:09.778	+ 1.987	14:38:50.373
4 -	1:09.577	+ 1.786	14:33:02.847	10 -	1:08.192	+ 0.401	14:39:58.565
5 -	1:09.963	+ 2.172	14:34:12.810	11 -	1:08.337	+ 0.546	14:41:06.902
6 -	1:09.280	+ 1.489	14:35:22.090	12 -	<b>1:07.791</b>		<b>14:42:14.693</b>
<b>29</b>	<b>Russell HAGGERTY</b>		Raw Striker				
1 -	1:45.514 P	+ 34.558	14:29:24.402	5 -	1:13.267	+ 2.311	14:37:18.190
2 -	3:52.823 P	+ 2:41.867	14:33:17.225	6 -	1:12.001	+ 1.045	14:38:30.191
3 -	1:35.866	+ 24.910	14:34:53.091	7 -	<b>1:10.956</b>		<b>14:39:41.147</b>
4 -	1:11.832	+ 0.876	14:36:04.923				
<b>32</b>	<b>Jason DAVIES</b>		Ford Escort MK2				
1 -	1:10.413	+ 3.237	14:28:38.914	7 -	1:07.419	+ 0.243	14:35:26.793
2 -	1:08.516	+ 1.340	14:29:47.430	8 -	1:07.714	+ 0.538	14:36:34.507
3 -	1:07.656	+ 0.480	14:30:55.086	9 -	1:07.790	+ 0.614	14:37:42.297
4 -	1:07.227	+ 0.051	14:32:02.313	10 -	<b>1:07.176</b>		<b>14:38:49.473</b>
5 -	1:09.415	+ 2.239	14:33:11.728	11 -	1:21.688 P	+ 14.512	14:40:11.161
6 -	1:07.646	+ 0.470	14:34:19.374				
<b>33</b>	<b>Kenneth RATTENBURY</b>		Ford Sierra				
1 -	1:16.266	+ 6.750	14:28:54.429	4 -	1:10.765	+ 1.249	14:32:25.424
2 -	1:10.520	+ 1.004	14:30:04.949	5 -	<b>1:09.516</b>		<b>14:33:34.940</b>
3 -	1:09.710	+ 0.194	14:31:14.659				
<b>35</b>	<b>Joss RONCHETTI</b>		Talbot Sunbeam Lotus				
1 -	1:11.825	+ 7.449	14:29:23.091	7 -	2:48.087	+ 1:43.711	14:37:58.653
2 -	1:07.605	+ 3.229	14:30:30.696	8 -	<b>1:04.376</b>		<b>14:39:03.029</b>
3 -	1:05.849	+ 1.473	14:31:36.545	9 -	1:05.672	+ 1.296	14:40:08.701
4 -	1:05.899	+ 1.523	14:32:42.444	10 -	1:05.103	+ 0.727	14:41:13.804
5 -	1:08.201	+ 3.825	14:33:50.645	11 -	1:04.993	+ 0.617	14:42:18.797
6 -	1:19.921 P	+ 15.545	14:35:10.566				
<b>45</b>	<b>Adrian CHAPMAN</b>		Raw Striker				
1 -	1:16.836	+ 7.021	14:29:07.082	7 -	1:10.963	+ 1.148	14:36:19.078
2 -	1:12.577	+ 2.762	14:30:19.659	8 -	<b>1:09.815</b>		<b>14:37:28.893</b>
3 -	1:13.507	+ 3.692	14:31:33.166	9 -	1:11.970	+ 2.155	14:38:40.863
4 -	1:11.559	+ 1.744	14:32:44.725	10 -	1:11.495	+ 1.680	14:39:52.358
5 -	1:12.922	+ 3.107	14:33:57.647	11 -	1:11.079	+ 1.264	14:41:03.437
6 -	1:10.468	+ 0.653	14:35:08.115	12 -	1:10.360	+ 0.545	14:42:13.797
<b>58</b>	<b>Roger PEARCE</b>		Porsche 968 CS				
1 -	1:21.270	+ 9.495	14:28:54.014	7 -	1:14.100	+ 2.325	14:36:27.687
2 -	1:17.253	+ 5.478	14:30:11.267	8 -	1:16.222	+ 4.447	14:37:43.909
3 -	1:15.446	+ 3.671	14:31:26.713	9 -	1:14.794	+ 3.019	14:38:58.703
4 -	1:16.166	+ 4.391	14:32:42.879	10 -	1:14.076	+ 2.301	14:40:12.779

Pembrey  
Circuit Length = 1.4560 miles  
Start: 14:27 End: 14:43

Weather / Track : Cloudy / Dry

# Welsh Sports & Saloon Car Championship

## QUALIFYING - RACE 1 - LAP ANALYSIS

5 -	1:15.742	+ 3.967	14:33:58.621	11 -	1:14.661	+ 2.886	14:41:27.440
6 -	1:14.966	+ 3.191	14:35:13.587	12 -	<b>1:11.775</b>		<b>14:42:39.215</b>
<b>59</b>	<b>Geraint REES</b>				<b>Westfield SE1</b>		
1 -	1:13.992	+ 9.376	14:29:01.604	8 -	1:04.968	+ 0.352	14:36:53.605
2 -	1:07.652	+ 3.036	14:30:09.256	9 -	1:13.970	+ 9.354	14:38:07.575
3 -	1:06.113	+ 1.497	14:31:15.369	10 -	1:05.507	+ 0.891	14:39:13.082
4 -	1:09.051	+ 4.435	14:32:24.420	11 -	1:06.261	+ 1.645	14:40:19.343
5 -	<b>1:04.616</b>		<b>14:33:29.036</b>	12 -	1:14.186	+ 9.570	14:41:33.529
6 -	1:13.750	+ 9.134	14:34:42.786	13 -	1:05.942	+ 1.326	14:42:39.471
7 -	1:05.851	+ 1.235	14:35:48.637				
<b>64</b>	<b>Lucas ORDONEZ</b>				<b>Nissan 350Z</b>		
1 -	1:15.649	+ 6.082	14:29:36.265	5 -	<b>1:09.567</b>		<b>14:34:17.671</b>
2 -	1:10.278	+ 0.711	14:30:46.543	6 -	1:10.093	+ 0.526	14:35:27.764
3 -	1:11.736	+ 2.169	14:31:58.279	7 -	1:10.289	+ 0.722	14:36:38.053
4 -	1:09.825	+ 0.258	14:33:08.104	8 -	1:40.829 P	+ 31.262	14:38:18.882
<b>65</b>	<b>Lars SCHLOMER</b>				<b>Nissan 350Z</b>		
1 -	1:16.083	+ 4.764	14:29:31.839	7 -	1:13.649	+ 2.330	14:36:53.032
2 -	1:12.908	+ 1.589	14:30:44.747	8 -	1:15.783	+ 4.464	14:38:08.815
3 -	1:14.571	+ 3.252	14:31:59.318	9 -	1:12.076	+ 0.757	14:39:20.891
4 -	1:13.844	+ 2.525	14:33:13.162	10 -	1:11.802	+ 0.483	14:40:32.693
5 -	1:12.395	+ 1.076	14:34:25.557	11 -	1:12.806	+ 1.487	14:41:45.499
6 -	1:13.826	+ 2.507	14:35:39.383	12 -	<b>1:11.319</b>		<b>14:42:56.818</b>
<b>66</b>	<b>Rhys LLOYD</b>				<b>Seat Leon Cupra</b>		
1 -	1:09.900	+ 7.463	14:28:52.118	7 -	1:05.883	+ 3.446	14:35:18.789
2 -	1:05.255	+ 2.818	14:29:57.373	8 -	1:03.569	+ 1.132	14:36:22.358
3 -	1:03.111	+ 0.674	14:31:00.484	9 -	<b>1:02.437</b>		<b>14:37:24.795</b>
4 -	1:03.176	+ 0.739	14:32:03.660	10 -	1:31.296 P	+ 28.859	14:38:56.091
5 -	1:04.622	+ 2.185	14:33:08.282	11 -	2:47.336	+ 1:44.899	14:41:43.427
6 -	1:04.624	+ 2.187	14:34:12.906	12 -	1:02.622	+ 0.185	14:42:46.049
<b>74</b>	<b>Neil PHILPOTTS</b>				<b>Mitsubishi Starion Turbo</b>		
1 -	1:11.354	+ 7.325	14:29:29.550	5 -	1:04.256	+ 0.227	14:33:47.932
2 -	1:05.959	+ 1.930	14:30:35.509	6 -	1:05.458	+ 1.429	14:34:53.390
3 -	1:04.138	+ 0.109	14:31:39.647	7 -	1:22.939 P	+ 18.910	14:36:16.329
4 -	<b>1:04.029</b>		<b>14:32:43.676</b>				
<b>88</b>	<b>Chris MORRIS</b>				<b>Suzuki Ignis</b>		
1 -	1:18.177	+ 5.605	14:29:06.442	7 -	1:13.561	+ 0.989	14:36:31.609
2 -	1:13.277	+ 0.705	14:30:19.719	8 -	1:13.957	+ 1.385	14:37:45.566
3 -	1:18.517	+ 5.945	14:31:38.236	9 -	1:14.373	+ 1.801	14:38:59.939
4 -	1:14.597	+ 2.025	14:32:52.833	10 -	1:19.125	+ 6.553	14:40:19.064
5 -	1:12.643	+ 0.071	14:34:05.476	11 -	1:21.149	+ 8.577	14:41:40.213
6 -	<b>1:12.572</b>		<b>14:35:18.048</b>	12 -	1:13.130	+ 0.558	14:42:53.343
<b>99</b>	<b>Paul TROWBRIDGE</b>				<b>Ginetta G20</b>		
1 -	1:13.399	+ 8.009	14:28:44.184	8 -	1:05.999	+ 0.609	14:36:39.591
2 -	1:09.049	+ 3.659	14:29:53.233	9 -	1:08.363	+ 2.973	14:37:47.954
3 -	1:07.993	+ 2.603	14:31:01.226	10 -	1:08.223	+ 2.833	14:38:56.177
4 -	1:08.127	+ 2.737	14:32:09.353	11 -	<b>1:05.390</b>		<b>14:40:01.567</b>
5 -	1:08.354	+ 2.964	14:33:17.707	12 -	1:07.685	+ 2.295	14:41:09.252
6 -	1:08.163	+ 2.773	14:34:25.870	13 -	1:06.236	+ 0.846	14:42:15.488
7 -	1:07.722	+ 2.332	14:35:33.592				
<b>114</b>	<b>Stephen HUMPHREYS</b>				<b>Caterham</b>		
1 -	1:15.116	+ 6.743	14:29:33.935	5 -	<b>1:08.373</b>		<b>14:34:26.409</b>
2 -	1:11.290	+ 2.917	14:30:45.225	6 -	1:09.533	+ 1.160	14:35:35.942
3 -	1:23.055	+ 14.682	14:32:08.280	7 -	1:09.038	+ 0.665	14:36:44.980
4 -	1:09.756	+ 1.383	14:33:18.036	8 -	1:35.539 P	+ 27.166	14:38:20.519

Weather / Track : Cloudy / Dry

# Welsh Sports & Saloon Car Championship

## RACE 1 - GRID

ROW 13	1:13.722 15 Philip BENDALL	1:12.572 88 Chris MORRIS
ROW 12	1:11.775 58 Roger PEARCE	1:11.319 65 Lars SCHLOMER
ROW 11	1:10.956 29 Russell HAGGERTY	1:10.924 26 Glynne JONES
ROW 10	1:09.815 45 Adrian CHAPMAN	1:09.567 64 Lucas ORDONEZ
ROW 9	1:09.516 33 Kenneth RATTENBURY	1:09.197 22 Andrew WILLIAMS
ROW 8	1:08.373 114 Stephen HUMPHREYS	1:08.283 10 Mike WOODS
ROW 7	1:07.791 28 Allan DAVIES	1:07.242 25 Anthony ALLITT
ROW 6	1:07.176 32 Jason DAVIES	1:06.704 16 Mark NICOLSON
ROW 5	1:06.231 23 Rhodri JENKINS	1:05.535 11 Graham HOLLIS
ROW 4	1:05.390 99 Paul TROWBRIDGE	1:04.767 8 Nigel BOWEN
ROW 3	1:04.616 59 Geraint REES	1:04.592 1 Keith BUTCHER
ROW 2	1:04.376 35 Joss RONCHETTI	1:04.029 74 Neil PHILPOTTS
ROW 1	1:02.437 66 Rhys LLOYD	
<b>Pole</b>		
		

Pembrey  
Circuit Length = 1.4560 miles

**These results are provisional until the conclusion of any judicial and technical matters.**

Clerk of Course :

Timekeeper :

# Welsh Sports & Saloon Car Championship

## RACE 1 - CLASSIFICATION

POS	NO	CL	NAME	ENTRY	LAPS	TIME	GAP	DIFF	MPH	BEST	ON
1	66	C	Rhys LLOYD	Seat Leon Cupra	15	15:56.874			82.16	1:01.985	5
2	1	D	Keith BUTCHER	V8 Star Audi	15	16:17.638	20.764	20.764	80.42	1:03.128	4
3	74	C	Neil PHILPOTTS	Mitsubishi Starion Turbo	15	16:26.079	29.205	8.441	79.73	1:03.384	5
4	22	C	Andrew WILLIAMS	Ford Sierra Sapphire	15	16:35.388	38.514	9.309	78.98	1:04.147	4
5	99	B	Paul TROWBRIDGE	Ginetta G20	15	16:49.636	52.762	14.248	77.87	1:05.588	4
6	59	B	Geraint REES	Westfield SE1	15	16:51.761	54.887	2.125	77.70	1:04.488	10
7	23	B	Rhodri JENKINS	Honda Civic Type R	15	16:54.086	57.212	2.325	77.53	1:06.329	7
8	32	B	Jason DAVIES	Ford Escort MK2	15	16:58.295	1:01.421	4.209	77.21	1:06.441	5
9	11	B	Graham HOLLIS	Ford Escort MKII	15	17:07.894	1:11.020	9.599	76.49	1:04.464	3
10	28	C	Allan DAVIES	Renault Clio	14	16:04.894	1 lap	1 lap	76.05	1:07.354	9
11	16	B	Mark NICOLSON	Honda Integra R	14	16:09.742	1 lap	4.848	75.67	1:06.294	7
12	114	A	Stephen HUMPHREYS	Caterham	14	16:12.053	1 lap	2.311	75.49	1:07.250	8
13	25	B	Anthony ALLITT	Honda Civic Type R	14	16:28.498	1 lap	16.445	74.23	1:08.018	6
14	10	B	Mike WOODS	Honda Civic	14	16:31.909	1 lap	3.411	73.98	1:09.020	2
15	64	C	Lucas ORDONEZ	Nissan 350Z	14	16:38.504	1 lap	6.595	73.49	1:08.995	6
16	45	A	Adrian CHAPMAN	Raw Striker	14	16:39.420	1 lap	0.916	73.42	1:08.561	6
17	29	A	Russell HAGGERTY	Raw Striker	14	16:59.723	1 lap	20.303	71.96	1:10.651	2
18	65	C	Lars SCHLOMER	Nissan 350Z	14	17:00.118	1 lap	0.395	71.93	1:10.738	12
19	26	A	Glynne JONES	Alfa Romeo	13	16:11.926	2 laps	1 lap	70.10	1:11.171	2
20	58	C	Roger PEARCE	Porsche 968 CS	13	16:20.556	2 laps	8.630	69.49	1:12.812	7
21	15	A	Philip BENDALL	Ford Fiesta	13	16:29.152	2 laps	8.596	68.88	1:13.293	11
22	88	A	Chris MORRIS	Suzuki Ignis	13	16:34.111	2 laps	4.959	68.54	1:11.430	13

NOT CLASSIFIED

DNF	33	C	Kenneth RATTENBURY	Ford Sierra	5	6:05.834	10 laps	8 laps	71.63	1:08.000	3
-----	----	---	--------------------	-------------	---	----------	---------	--------	-------	----------	---

FASTEST LAP

1	D	Keith BUTCHER	V8 Star Audi	4	1:03.128	83.03 mph	133.62 kph
11	B	Graham HOLLIS	Ford Escort MKII	3	1:04.464	81.31 mph	130.85 kph
114	A	Stephen HUMPHREYS	Caterham	8	1:07.250	77.94 mph	125.43 kph
66	C	Rhys LLOYD	Seat Leon Cupra	5	1:01.985	84.56 mph	136.08 kph

Weather / Track : Bright / Dry

These results are provisional until the conclusion of any judicial and technical matters.

Pembrey  
Circuit Length = 1.4560 miles  
Start: 17:02 End: 17:20

Clerk of Course :	Timekeeper :
-------------------	--------------

# Welsh Sports & Saloon Car Championship

## RACE 1 - LAP CHART

Lap 1			Lap 2			Lap 3			Lap 4			Lap 5		
No	Behind	Laptime	No	Behind	Laptime	No	Behind	Laptime	No	Behind	Laptime	No	Behind	Laptime
74		1:11.075	74		1:04.105	74		1:03.584	66		1:02.565	66		1:01.985
66	0.466	1:11.541	66	0.712	1:04.351	66	0.419	1:03.291	74	1.068	1:04.052	74	2.467	1:03.384
1	2.761	1:13.836	1	2.309	1:03.653	1	2.216	1:03.491	1	2.360	1:03.128	1	4.417	1:04.042
11	3.441	1:14.516	11	4.301	1:04.965	11	5.181	1:04.464	11	7.259	1:05.062	88	1 LAP	1:14.788
99	4.954	1:16.029	99	6.644	1:05.795	99	8.978	1:05.918	99	11.582	1:05.588	11	10.614	1:05.340
23	6.127	1:17.202	23	8.383	1:06.361	22	11.952	1:04.974	22	13.115	1:04.147	99	15.376	1:05.779
25	7.031	1:18.106	22	10.562	1:06.978	23	13.119	1:08.320	23	17.011	1:06.876	22	15.473	1:04.343
32	7.567	1:18.642	25	11.444	1:08.518	32	16.216	1:07.993	32	20.021	1:06.789	23	21.592	1:06.566
22	7.689	1:18.764	32	11.807	1:08.345	25	17.013	1:09.153	25	22.349	1:08.320	32	24.477	1:06.441
28	8.978	1:20.053	28	13.340	1:08.467	28	17.126	1:07.370	28	22.680	1:08.538	25	28.539	1:08.175
33	9.526	1:20.601	33	14.084	1:08.663	33	18.500	1:08.000	33	24.278	1:08.762	28	28.863	1:08.168
114	10.549	1:21.624	114	14.986	1:08.542	114	19.384	1:07.982	114	24.904	1:08.504	114	32.350	1:09.431
10	10.976	1:22.051	10	15.891	1:09.020	10	22.149	1:09.842	10	28.775	1:09.610	59	34.708	1:07.337
64	11.487	1:22.562	64	16.589	1:09.207	64	22.635	1:09.630	64	29.243	1:09.592	10	37.606	1:10.816
45	12.562	1:23.637	45	17.273	1:08.816	45	23.594	1:09.905	59	29.356	1:05.167	16	37.875	1:08.966
29	13.447	1:24.522	29	19.993	1:10.651	16	27.170	1:07.611	45	30.869	1:10.259	64	38.759	1:11.501
26	13.953	1:25.028	26	21.019	1:11.171	59	27.173	1:06.973	16	30.894	1:06.708	45	39.660	1:10.776
65	15.836	1:26.911	16	23.143	1:09.250	29	27.312	1:10.903	29	35.915	1:11.587	33	42.101	1:19.808
15	17.856	1:28.931	59	23.784	1:06.446	26	30.473	1:13.038	26	39.990	1:12.501	29	44.688	1:10.758
16	17.998	1:29.073	65	24.913	1:13.182	65	33.520	1:12.191	65	41.775	1:11.239	65	51.672	1:11.882
58	19.727	1:30.802	15	28.119	1:14.368	15	38.675	1:14.140	58	49.550	1:13.724	58	1:01.018	1:13.453
59	21.443	1:32.518	58	29.361	1:13.739	58	38.810	1:13.033	15	50.965	1:15.274			
88	35.692	1:46.767	88	46.456	1:14.869	88	56.222	1:13.350						

# Welsh Sports & Saloon Car Championship

## RACE 1 - LAP CHART

Lap 6			Lap 7			Lap 8			Lap 9			Lap 10		
No	Behind	Laptime	No	Behind	Laptime	No	Behind	Laptime	No	Behind	Laptime	No	Behind	Laptime
66		1:02.521	66		1:02.420	66		1:03.034	66		1:02.775	66		1:03.827
15	1 LAP	1:15.163	74	6.205	1:04.713	65	1 LAP	1:11.831	29	1 LAP	1:12.383	10	1 LAP	1:10.394
26	1 LAP	1:28.124	1	9.738	1:06.189	74	7.484	1:04.313	74	9.359	1:04.650	45	1 LAP	1:09.690
74	3.912	1:03.966	58	1 LAP	1:13.690	1	11.481	1:04.777	1	13.445	1:04.739	64	1 LAP	1:11.691
1	5.969	1:04.073	15	1 LAP	1:15.006	58	1 LAP	1:12.812	65	1 LAP	1:11.854	74	10.852	1:05.320
11	13.719	1:05.626	26	1 LAP	1:13.200	11	20.436	1:06.474	11	24.634	1:06.973	1	14.226	1:04.608
88	1 LAP	1:13.010	11	16.996	1:05.697	22	21.431	1:04.741	22	24.957	1:06.301	29	1 LAP	1:11.454
22	17.393	1:04.441	22	19.724	1:04.751	26	1 LAP	1:12.671	58	1 LAP	1:13.464	65	1 LAP	1:11.153
99	19.205	1:06.350	99	23.996	1:07.211	15	1 LAP	1:14.994	26	1 LAP	1:12.242	11	27.004	1:06.197
23	25.678	1:06.607	88	1 LAP	1:13.444	99	28.201	1:07.239	99	33.537	1:08.111	22	27.080	1:05.950
32	28.535	1:06.579	23	29.587	1:06.329	23	33.921	1:07.368	15	1 LAP	1:14.261	99	37.783	1:08.073
25	34.036	1:08.018	32	32.679	1:06.564	32	36.304	1:06.659	23	37.736	1:06.590	23	40.851	1:06.942
28	34.257	1:07.915	28	39.496	1:07.659	88	1 LAP	1:14.900	32	40.073	1:06.544	26	1 LAP	1:12.542
59	37.113	1:04.926	59	39.980	1:05.287	59	41.948	1:05.002	59	43.742	1:04.569	58	1 LAP	1:16.581
114	38.571	1:08.742	25	40.946	1:09.330	28	44.004	1:07.542	28	48.583	1:07.354	32	43.240	1:06.994
16	41.918	1:06.564	114	43.709	1:07.558	25	46.279	1:08.367	88	1 LAP	1:15.555	59	44.403	1:04.488
10	44.345	1:09.260	16	45.792	1:06.294	114	47.925	1:07.250	25	52.860	1:09.356	15	1 LAP	1:13.407
64	45.233	1:08.995	10	51.832	1:09.907	16	49.186	1:06.428	114	53.558	1:08.408	28	52.215	1:07.459
45	45.700	1:08.561	64	52.132	1:09.319	10	58.590	1:09.792	16	54.018	1:07.607	25	58.049	1:09.016
29	52.977	1:10.810	45	52.484	1:09.204	45	1:00.832	1:11.382				16	58.214	1:08.023
65	1:00.121	1:10.970	29	1:01.920	1:11.363	64	1:01.230	1:12.132				114	58.848	1:09.117

# Welsh Sports & Saloon Car Championship


## RACE 1 - LAP CHART

Lap 11			Lap 12			Lap 13			Lap 14			Lap 15		
No	Behind	Laptime	No	Behind	Laptime	No	Behind	Laptime	No	Behind	Laptime	No	Behind	Laptime
66		1:02.789	66		1:03.850	66		1:03.685	66		1:03.767	66		1:04.473
88	2 LAPS	1:14.734	114	1 LAP	1:08.739	58	2 LAPS	1:14.772	28	1 LAP	1:08.355	28	1 LAP	1:08.512
10	1 LAP	1:09.846	25	1 LAP	1:17.089	16	1 LAP	1:07.935	26	2 LAPS	1:13.615	16	1 LAP	1:08.423
45	1 LAP	1:08.911	88	2 LAPS	1:15.384	114	1 LAP	1:07.727	16	1 LAP	1:09.190	26	2 LAPS	1:12.613
74	13.520	1:05.457	45	1 LAP	1:10.071	15	2 LAPS	1:13.293	114	1 LAP	1:08.287	114	1 LAP	1:10.142
64	1 LAP	1:12.352	74	16.379	1:06.709	25	1 LAP	1:10.904	58	2 LAPS	1:15.028	1	20.764	1:05.825
1	16.337	1:04.900	10	1 LAP	1:11.221	74	17.850	1:05.156	1	19.412	1:04.701	58	2 LAPS	1:14.781
29	1 LAP	1:11.938	1	17.099	1:04.612	1	18.478	1:05.064	74	21.322	1:07.239	74	29.205	1:12.356
22	29.930	1:05.639	64	1 LAP	1:10.725	88	2 LAPS	1:12.485	15	2 LAPS	1:21.250	25	1 LAP	1:10.579
11	31.064	1:06.849	22	32.285	1:06.205	45	1 LAP	1:08.925	25	1 LAP	1:13.567	15	2 LAPS	1:13.879
65	1 LAP	1:12.219	11	33.293	1:06.079	10	1 LAP	1:09.802	10	1 LAP	1:10.266	10	1 LAP	1:10.082
99	40.852	1:05.858	29	1 LAP	1:14.607	64	1 LAP	1:09.596	88	2 LAPS	1:13.395	88	2 LAPS	1:11.430
23	44.650	1:06.588	65	1 LAP	1:10.867	22	34.672	1:06.072	64	1 LAP	1:10.004	22	38.514	1:06.887
59	47.712	1:06.098	99	43.055	1:06.053	11	35.751	1:06.143	22	36.100	1:05.195	64	1 LAP	1:11.198
32	48.107	1:07.656	23	47.469	1:06.669	29	1 LAP	1:12.033	45	1 LAP	1:18.577	45	1 LAP	1:10.706
26	1 LAP	1:12.762	59	48.650	1:04.788	65	1 LAP	1:10.738	11	38.881	1:06.897	99	52.762	1:07.463
58	1 LAP	1:14.677	32	50.766	1:06.509	99	46.636	1:07.266	99	49.772	1:06.903	59	54.887	1:06.750
28	58.653	1:09.227	26	1 LAP	1:12.419	59	50.743	1:05.778	59	52.610	1:05.634	23	57.212	1:07.001
15	1 LAP	1:15.186	28	1:03.078	1:08.275	23	51.157	1:07.373	29	1 LAP	1:13.822	32	1:01.421	1:09.115
16	1:03.095	1:07.670				32	53.826	1:06.745	23	54.684	1:07.294	29	1 LAP	1:12.892
									65	1 LAP	1:13.288	65	1 LAP	1:11.793
									32	56.779	1:06.720	11	1:11.020	1:36.612



# Welsh Sports & Saloon Car Championship

## RACE 3 - GRID

ROW 13	8 Nigel BOWEN	35 Joss RONCHETTI
ROW 12	1:08.000 33 Kenneth RATTENBURY	88 Chris MORRIS
ROW 11	15 Philip BENDALL	58 Roger PEARCE
ROW 10	26 Glynne JONES	65 Lars SCHLOMER
ROW 9	29 Russell HAGGERTY	45 Adrian CHAPMAN
ROW 8	64 Lucas ORDONEZ	10 Mike WOODS
ROW 7	25 Anthony ALLITT	114 Stephen HUMPHREYS
ROW 6	16 Mark NICOLSON	28 Allan DAVIES
ROW 5	11 Graham HOLLIS	32 Jason DAVIES
ROW 4	23 Rhodri JENKINS	59 Geraint REES
ROW 3	99 Paul TROWBRIDGE	22 Andrew WILLIAMS
ROW 2	74 Neil PHILPOTTS	1 Keith BUTCHER
ROW 1	66 Rhys LLOYD	
<b>Pole</b>		
		

Pembrey  
Circuit Length = 1.4560 miles

**These results are provisional until the conclusion of any judicial and technical matters.**

Clerk of Course :		Timekeeper :
-------------------	--	--------------

# Welsh Sports & Saloon Car Championship

## RACE 3 - CLASSIFICATION

POS	NO	CL	NAME	ENTRY	LAPS	TIME	GAP	DIFF	MPH	BEST	ON
1	66	C	Rhys LLOYD	Seat Leon Cupra	16	16:52.429			82.83	1:01.989	12
2	1	D	Keith BUTCHER	V8 Star Audi	16	17:31.970	39.541	39.541	79.72	1:04.285	3
3	22	C	Andrew WILLIAMS	Ford Sierra Sapphire	16	17:42.065	49.636	10.095	78.96	1:04.813	2
4	59	B	Geraint REES	Westfield SE1	16	17:42.361	49.932	0.296	78.94	1:04.524	8
5	69	B	Jeffrey DAVIES	Westfield SE	16	17:42.390	49.961	0.029	78.94	1:04.310	13
6	32	B	Jason DAVIES	Ford Escort MK2	16	17:52.769	1:00.340	10.379	78.17	1:05.918	11
7	99	B	Paul TROWBRIDGE	Ginetta G20	16	17:54.541	1:02.112	1.772	78.04	1:05.453	5
8	23	B	Rhodri JENKINS	Honda Civic Type R	15	16:54.302	1 lap	1 lap	77.51	1:06.075	12
9	16	B	Mark NICOLSON	Honda Integra R	15	17:18.023	1 lap	23.721	75.74	1:05.587	7
10	25	B	Anthony ALLITT	Honda Civic Type R	15	17:18.585	1 lap	0.562	75.70	1:07.827	7
11	64	C	Lucas ORDONEZ	Nissan 350Z	15	17:24.698	1 lap	6.113	75.25	1:08.026	6
12	114	A	Stephen HUMPHREYS	Caterham	15	17:25.317	1 lap	0.619	75.21	1:07.981	6
13	65	C	Lars SCHLOMER	Nissan 350Z	15	17:58.855	1 lap	33.538	72.87	1:09.849	8
14	45	A	Adrian CHAPMAN	Raw Striker	14	16:55.315	2 laps	1 lap	72.27	1:10.159	4
15	29	A	Russell HAGGERTY	Raw Striker	14	17:02.559	2 laps	7.244	71.76	1:10.538	8
16	26	A	Glynne JONES	Alfa Romeo	14	17:05.950	2 laps	3.391	71.52	1:11.363	4
17	58	C	Roger PEARCE	Porsche 968 CS	14	17:27.339	2 laps	21.389	70.06	1:12.899	12
18	88	A	Chris MORRIS	Suzuki Ignis	14	17:27.795	2 laps	0.456	70.03	1:12.394	10
19	15	A	Philip BENDALL	Ford Fiesta	14	17:28.048	2 laps	0.253	70.01	1:12.147	14

### NOT CLASSIFIED

DNF	10	B	Mike WOODS	Honda Civic	13	15:26.266	3 laps	1 lap	73.56	1:08.546	11
DNF	11	B	Graham HOLLIS	Ford Escort MKII	1	2:01.552	15 laps	12 laps	43.12		
DNC	8	D	Nigel BOWEN	Nissan Primera Tourer	9	17:12.583	7 laps	0.000	45.68	1:05.777	8

### FASTEST LAP

1	D	Keith BUTCHER	V8 Star Audi	3	1:04.285	81.53 mph	131.22 kph
69	B	Jeffrey DAVIES	Westfield SE	13	1:04.310	81.50 mph	131.16 kph
114	A	Stephen HUMPHREYS	Caterham	6	1:07.981	77.10 mph	124.08 kph
66	C	Rhys LLOYD	Seat Leon Cupra	12	1:01.989	84.55 mph	136.08 kph

Weather / Track : Bright / Dry

These results are provisional until the conclusion of any judicial and technical matters.

Pembrey  
Circuit Length = 1.4560 miles  
Start: 10:08 End: 10:26

Clerk of Course :	Timekeeper :
-------------------	--------------

# Welsh Sports & Saloon Car Championship

## RACE 3 - LAP CHART

Lap 1			Lap 2			Lap 3			Lap 4			Lap 5		
No	Behind	Laptime	No	Behind	Laptime	No	Behind	Laptime	No	Behind	Laptime	No	Behind	Laptime
66		1:09.839	66		1:02.760	66		1:02.424	66		1:02.252	66		1:02.135
1	2.521	1:12.360	1	4.050	1:04.289	1	5.911	1:04.285	1	8.500	1:04.841	1	10.703	1:04.338
22	3.392	1:13.231	22	5.445	1:04.813	22	8.334	1:05.313	22	11.102	1:05.020	22	14.322	1:05.355
59	5.378	1:15.217	59	9.060	1:06.442	59	12.660	1:06.024	59	15.640	1:05.232	59	19.017	1:05.512
99	5.599	1:15.438	99	9.373	1:06.534	99	13.658	1:06.709	99	17.701	1:06.295	99	21.019	1:05.453
32	6.630	1:16.469	32	11.046	1:07.176	32	15.370	1:06.748	32	19.376	1:06.258	32	23.631	1:06.390
23	7.489	1:17.328	23	11.973	1:07.244	23	16.282	1:06.733	23	20.753	1:06.723	69	24.876	1:05.180
16	9.140	1:18.979	16	13.737	1:07.357	16	18.235	1:06.922	69	21.831	1:05.686	23	26.058	1:07.440
25	10.655	1:20.494	69	14.123	1:05.847	69	18.397	1:06.698	16	23.191	1:07.208	16	27.351	1:06.295
114	10.992	1:20.831	25	16.929	1:09.034	25	22.884	1:08.379	25	29.012	1:08.380	25	35.381	1:08.504
69	11.036	1:20.875	114	17.864	1:09.632	64	23.841	1:08.082	64	29.806	1:08.217	64	36.077	1:08.406
64	12.656	1:22.495	64	18.183	1:08.287	114	24.407	1:08.967	114	30.332	1:08.177	114	36.630	1:08.433
10	13.302	1:23.141	10	21.037	1:10.495	10	27.534	1:08.921	10	33.955	1:08.673	10	40.571	1:08.751
45	13.530	1:23.369	45	21.528	1:10.758	45	29.588	1:10.484	45	37.495	1:10.159	45	48.553	1:13.193
29	15.197	1:25.036	29	25.166	1:12.729	65	34.756	1:11.328	65	43.377	1:10.873	65	52.568	1:11.326
65	16.041	1:25.880	65	25.852	1:12.571	29	35.747	1:13.005	29	44.876	1:11.381	29	54.603	1:11.862
26	17.251	1:27.090	26	26.912	1:12.421	26	36.585	1:12.097	26	45.696	1:11.363	26	55.019	1:11.458
88	17.775	1:27.614	58	28.773	1:13.265	58	39.822	1:13.473	58	51.872	1:14.302			
58	18.268	1:28.107	88	30.193	1:15.178	88	41.139	1:13.370	88	52.408	1:13.521			
15	19.728	1:29.567	15	31.248	1:14.280	15	42.638	1:13.814	15	54.288	1:13.902			
11	51.713	2:01.552												

# Welsh Sports & Saloon Car Championship

## RACE 3 - LAP CHART

Lap 6			Lap 7			Lap 8			Lap 9			Lap 10		
No	Behind	Laptime	No	Behind	Laptime	No	Behind	Laptime	No	Behind	Laptime	No	Behind	Laptime
66		1:04.683	66		1:03.299	66		1:02.565	66		1:02.189	66		1:02.544
58	1 LAP	1:15.499	29	1 LAP	1:13.460	65	1 LAP	1:10.606	65	1 LAP	1:09.849	10	1 LAP	1:08.977
88	1 LAP	1:15.479	58	1 LAP	1:13.053	45	1 LAP	1:14.552	45	1 LAP	1:11.366	65	1 LAP	1:09.960
15	1 LAP	1:13.862	88	1 LAP	1:13.429	29	1 LAP	1:11.432	29	1 LAP	1:10.538	45	1 LAP	1:11.459
1	10.738	1:04.718	15	1 LAP	1:13.391	26	1 LAP	1:12.142	26	1 LAP	1:11.737	1	23.370	1:05.731
22	15.782	1:06.143	1	13.076	1:05.637	1	17.375	1:06.864	1	20.183	1:04.997	29	1 LAP	1:13.101
59	19.829	1:05.495	22	18.988	1:06.505	58	1 LAP	1:13.437	22	27.242	1:06.835	26	1 LAP	1:12.383
99	21.888	1:05.552	59	22.347	1:05.817	88	1 LAP	1:13.609	59	27.902	1:05.785	22	30.101	1:05.403
32	25.047	1:06.099	8	6 LAPS	7:50.518	22	22.596	1:06.173	58	1 LAP	1:13.646	59	30.938	1:05.580
69	25.262	1:05.069	99	24.826	1:06.237	15	1 LAP	1:14.249	69	33.839	1:06.683	69	36.881	1:05.586
23	27.656	1:06.281	69	26.597	1:04.634	59	24.306	1:04.524	88	1 LAP	1:14.293	99	39.958	1:08.050
16	28.364	1:05.696	32	28.026	1:06.278	99	28.980	1:06.719	99	34.452	1:07.661	32	41.107	1:07.307
25	38.550	1:07.852	23	30.439	1:06.082	69	29.345	1:05.313	15	1 LAP	1:13.782	58	1 LAP	1:13.574
64	39.420	1:08.026	16	30.652	1:05.587	32	32.194	1:06.733	32	36.344	1:06.339	23	44.759	1:06.782
114	39.928	1:07.981	25	43.078	1:07.827	23	35.289	1:07.415	23	40.521	1:07.421	88	1 LAP	1:13.166
10	44.871	1:08.983	64	44.818	1:08.697	16	35.479	1:07.392	16	44.334	1:11.044	15	1 LAP	1:15.054
45	55.282	1:11.412	114	45.228	1:08.599	8	6 LAPS	1:16.665	8	6 LAPS	1:10.893	16	48.980	1:07.190
65	58.418	1:10.533	10	50.623	1:09.051	25	48.476	1:07.963	25	54.490	1:08.203	8	6 LAPS	1:07.956
26	1:03.012	1:12.676				64	50.763	1:08.510	64	56.818	1:08.244	25	1:00.255	1:08.309
						114	51.112	1:08.449	114	57.618	1:08.695			
						10	57.436	1:09.378						

# Welsh Sports & Saloon Car Championship

## RACE 3 - LAP CHART

Lap 11			Lap 12			Lap 13			Lap 14			Lap 15		
No	Behind	Laptime	No	Behind	Laptime	No	Behind	Laptime	No	Behind	Laptime	No	Behind	Laptime
66		1:02.316	66		1:01.989	66		1:04.308	66		1:02.435	66		1:02.571
64	1 LAP	1:09.559	25	1 LAP	1:09.368	8	7 LAPS	1:07.573	8	7 LAPS	1:06.817	29	2 LAPS	1:12.229
114	1 LAP	1:09.168	64	1 LAP	1:08.255	58	2 LAPS	1:14.467	16	1 LAP	1:16.390	26	2 LAPS	1:12.758
10	1 LAP	1:08.621	114	1 LAP	1:08.331	88	2 LAPS	1:14.441	58	2 LAPS	1:12.899	8	7 LAPS	1:05.777
65	1 LAP	1:10.351	10	1 LAP	1:08.546	15	2 LAPS	1:13.011	88	2 LAPS	1:13.138	16	1 LAP	1:11.263
1	26.520	1:05.466	1	30.170	1:05.639	25	1 LAP	1:08.117	25	1 LAP	1:08.049	25	1 LAP	1:10.133
45	1 LAP	1:12.296	65	1 LAP	1:10.753	64	1 LAP	1:08.102	15	2 LAPS	1:12.646	58	2 LAPS	1:13.205
22	34.947	1:07.162	22	39.944	1:06.986	114	1 LAP	1:08.063	64	1 LAP	1:08.553	64	1 LAP	1:09.820
59	35.395	1:06.773	59	40.256	1:06.850	1	31.555	1:05.693	114	1 LAP	1:08.637	88	2 LAPS	1:14.490
29	1 LAP	1:12.421	69	42.282	1:05.030	10	1 LAP	1:23.099	1	34.954	1:05.834	114	1 LAP	1:10.189
26	1 LAP	1:12.501	45	1 LAP	1:13.124	22	41.269	1:05.633	10	1 LAP	1:09.630	15	2 LAPS	1:14.702
69	39.241	1:04.676	29	1 LAP	1:11.072	65	1 LAP	1:10.582	22	44.030	1:05.196	1	38.430	1:06.047
99	43.581	1:05.939	99	47.822	1:06.230	59	41.539	1:05.591	59	44.691	1:05.587	22	47.066	1:05.607
32	44.709	1:05.918	32	48.669	1:05.949	69	42.284	1:04.310	69	44.912	1:05.063	69	47.319	1:04.978
23	49.085	1:06.642	26	1 LAP	1:12.373	45	1 LAP	1:10.598	65	1 LAP	1:11.845	59	47.776	1:05.656
16	54.393	1:07.729	23	53.171	1:06.075	99	49.625	1:06.111	99	52.968	1:05.778	32	57.978	1:06.606
58	1 LAP	1:13.052	16	1:03.377	1:10.973	32	50.288	1:05.927	32	53.943	1:06.090	99	58.323	1:07.926
88	1 LAP	1:12.394				29	1 LAP	1:12.537	45	1 LAP	1:11.556	65	1 LAP	1:11.810
15	1 LAP	1:13.641				23	55.484	1:06.621	23	59.953	1:06.904			
8	6 LAPS	1:10.425				26	1 LAP	1:11.902						


# Welsh Sports & Saloon Car Championship

## RACE 3 - LAP CHART

Lap 16		
No	Behind	Laptime
66		1:04.120
23	1 LAP	1:08.611
45	2 LAPS	1:10.989
29	2 LAPS	1:11.756
26	2 LAPS	1:13.049
8	7 LAPS	1:15.959
16	1 LAP	1:07.998
25	1 LAP	1:07.973
64	1 LAP	1:11.445
114	1 LAP	1:11.165
58	2 LAPS	1:15.360
88	2 LAPS	1:13.673
15	2 LAPS	1:12.147
1	39.541	1:05.231
22	49.636	1:06.690
59	49.932	1:06.276
69	49.961	1:06.762
32	1:00.340	1:06.482
99	1:02.112	1:07.909
65	1 LAP	1:10.588

# Welsh Sports & Saloon Car Championship

## RACE 8 - GRID

ROW 11	8 Nigel BOWEN	11 Graham HOLLIS
ROW 10	15 Philip BENDALL	10 Mike WOODS
ROW 9	58 Roger PEARCE	88 Chris MORRIS
ROW 8	29 Russell HAGGERTY	26 Glynne JONES
ROW 7	65 Lars SCHLOMER	45 Adrian CHAPMAN
ROW 6	64 Lucas ORDONEZ	114 Stephen HUMPHREYS
ROW 5	16 Mark NICOLSON	25 Anthony ALLITT
ROW 4	99 Paul TROWBRIDGE	23 Rhodri JENKINS
ROW 3	69 Jeffrey DAVIES	32 Jason DAVIES
ROW 2	22 Andrew WILLIAMS	59 Geraint REES
ROW 1	66 Rhys LLOYD	1 Keith BUTCHER
<b>Pole</b>		
		

Pembrey  
Circuit Length = 1.4560 miles

**These results are provisional until the conclusion of any judicial and technical matters.**

Clerk of Course :

Timekeeper :

# Welsh Sports & Saloon Car Championship

## RACE 8 - CLASSIFICATION

POS	NO	CL	NAME	ENTRY	LAPS	TIME	GAP	DIFF	MPH	BEST	ON
1	66	C	Rhys LLOYD	Seat Leon Cupra	16	17:07.450			81.62	1:02.483	6
2	1	D	Keith BUTCHER	V8 Star Audi	16	17:32.458	25.008	25.008	79.68	1:04.234	3
3	69	B	Jeffrey DAVIES	Westfield SE	16	17:32.770	25.320	0.312	79.66	1:04.442	11
4	59	B	Geraint REES	Westfield SE1	16	17:41.469	34.019	8.699	79.00	1:04.815	7
5	8	D	Nigel BOWEN	Nissan Primera Tourer	16	17:42.828	35.378	1.359	78.90	1:03.903	12
6	32	B	Jason DAVIES	Ford Escort MK2	16	18:03.539	56.089	20.711	77.39	1:06.206	14
7	16	B	Mark NICOLSON	Honda Integra R	16	18:05.438	57.988	1.899	77.26	1:06.344	9
8	23	B	Rhodri JENKINS	Honda Civic Type R	16	18:07.205	59.755	1.767	77.13	1:06.330	9
9	99	B	Paul TROWBRIDGE	Ginetta G20	16	18:09.473	1:02.023	2.268	76.97	1:06.164	14
10	25	B	Anthony ALLITT	Honda Civic Type R	15	17:19.090	1 lap	1 lap	75.66	1:07.851	9
11	64	C	Lucas ORDONEZ	Nissan 350Z	15	17:22.698	1 lap	3.608	75.40	1:08.060	6
12	114	A	Stephen HUMPHREYS	Caterham	15	17:23.069	1 lap	0.371	75.37	1:07.952	6
13	65	C	Lars SCHLOMER	Nissan 350Z	15	17:57.710	1 lap	34.641	72.95	1:10.228	15
14	58	C	Roger PEARCE	Porsche 968 CS	14	17:28.030	2 laps	1 lap	70.01	1:12.071	9
15	29	A	Russell HAGGERTY	Raw Striker	14	17:28.545	2 laps	0.515	69.98	1:12.087	5
16	88	A	Chris MORRIS	Suzuki Ignis	14	17:29.652	2 laps	1.107	69.91	1:11.875	11
NOT CLASSIFIED											
DNF	45	A	Adrian CHAPMAN	Raw Striker	12	14:59.956	4 laps	2 laps	69.89	1:10.055	5
DNF	26	A	Glynne JONES	Alfa Romeo	6	7:54.483	10 laps	6 laps	66.28	1:10.422	4
DNF	10	B	Mike WOODS	Honda Civic	13	15:35.267	3 laps	0.000	72.85	1:09.691	5
DNF	22	C	Andrew WILLIAMS	Ford Sierra Sapphire	13	15:00.571	3 laps		75.66	1:06.227	2
FASTEST LAP											
8	D	Nigel BOWEN	Nissan Primera Tourer	12	1:03.903			82.02 mph		132.00 kph	
69	B	Jeffrey DAVIES	Westfield SE	11	1:04.442			81.33 mph		130.90 kph	
114	A	Stephen HUMPHREYS	Caterham	6	1:07.952			77.13 mph		124.13 kph	
66	C	Rhys LLOYD	Seat Leon Cupra	6	1:02.483			83.88 mph		135.00 kph	

Weather / Track : Bright / Dry

These results are provisional until the conclusion of any judicial and technical matters.

Pembrey  
Circuit Length = 1.4560 miles  
Start: 13:56 End: 14:14

Clerk of Course :

Timekeeper :



# Welsh Sports & Saloon Car Championship

## RACE 8 - LAP CHART

Lap 1			Lap 2			Lap 3			Lap 4			Lap 5		
No	Behind	Laptime	No	Behind	Laptime	No	Behind	Laptime	No	Behind	Laptime	No	Behind	Laptime
1		1:11.375	66		1:04.241	66		1:02.844	66		1:02.601	66		1:02.769
66	0.419	1:11.794	1	0.765	1:05.425	1	2.155	1:04.234	1	4.266	1:04.712	1	6.123	1:04.626
69	2.723	1:14.098	59	4.214	1:05.586	59	7.002	1:05.632	59	9.920	1:05.519	59	12.643	1:05.492
59	3.288	1:14.663	69	4.743	1:06.680	69	7.164	1:05.265	69	10.327	1:05.764	69	12.755	1:05.197
22	3.527	1:14.902	22	5.094	1:06.227	22	8.657	1:06.407	22	12.710	1:06.654	22	16.992	1:07.051
99	4.265	1:15.640	99	6.246	1:06.641	99	9.742	1:06.340	32	14.576	1:06.390	99	18.679	1:06.629
32	4.684	1:16.059	32	7.102	1:07.078	32	10.787	1:06.529	99	14.819	1:07.678	32	19.005	1:07.198
23	5.442	1:16.817	23	8.542	1:07.760	23	12.752	1:07.054	23	16.864	1:06.713	23	21.238	1:07.143
25	6.293	1:17.668	16	10.527	1:08.534	16	14.610	1:06.927	16	18.691	1:06.682	16	22.787	1:06.865
16	6.653	1:18.028	25	11.335	1:09.702	25	17.076	1:08.585	8	21.215	1:06.025	8	22.976	1:04.530
64	8.249	1:19.624	64	11.722	1:08.133	64	17.603	1:08.725	25	23.784	1:09.309	25	29.617	1:08.602
114	8.603	1:19.978	114	12.741	1:08.798	8	17.791	1:07.076	64	24.166	1:09.164	64	30.044	1:08.647
29	10.250	1:21.625	8	13.559	1:06.740	114	19.118	1:09.221	114	24.764	1:08.247	114	30.721	1:08.726
65	10.822	1:22.197	29	18.546	1:12.956	65	28.282	1:11.982	65	36.386	1:10.705	65	44.395	1:10.778
8	11.479	1:22.854	65	19.144	1:12.982	29	28.779	1:13.077	45	37.478	1:10.815	45	44.764	1:10.055
45	12.345	1:23.720	45	19.521	1:11.836	10	29.160	1:12.118	10	38.968	1:12.409	10	45.890	1:09.691
10	12.638	1:24.013	10	19.886	1:11.908	45	29.264	1:12.587	29	41.039	1:14.861	29	50.357	1:12.087
58	14.719	1:26.094	58	24.209	1:14.150	26	34.137	1:12.443	26	41.958	1:10.422	26	50.888	1:11.699
26	15.215	1:26.590	26	24.538	1:13.983	58	36.314	1:14.949	58	47.493	1:13.780	58	58.019	1:13.295
88	16.152	1:27.527	88	25.655	1:14.163	88	37.297	1:14.486	88	48.340	1:13.644	88	59.910	1:14.339

# Welsh Sports & Saloon Car Championship

## RACE 8 - LAP CHART

Lap 6			Lap 7			Lap 8			Lap 9			Lap 10		
No	Behind	Laptime	No	Behind	Laptime	No	Behind	Laptime	No	Behind	Laptime	No	Behind	Laptime
66		1:02.483	66		1:04.556	66		1:03.152	66		1:04.751	66		1:03.106
1	9.454	1:05.814	58	1 LAP	1:13.680	29	1 LAP	1:14.207	65	1 LAP	1:10.998	65	1 LAP	1:11.002
59	15.622	1:05.462	88	1 LAP	1:14.301	58	1 LAP	1:12.176	45	1 LAP	1:10.921	45	1 LAP	1:11.171
69	16.076	1:05.804	1	11.250	1:06.352	1	14.253	1:06.155	10	1 LAP	1:10.947	10	1 LAP	1:11.229
22	22.498	1:07.989	59	15.881	1:04.815	69	17.886	1:05.011	1	14.876	1:05.374	1	16.847	1:05.077
99	23.807	1:07.611	69	16.027	1:04.507	59	18.492	1:05.763	69	18.625	1:05.490	69	20.404	1:04.885
32	24.123	1:07.601	26	1 LAP	1:39.346 P	88	1 LAP	1:16.117	29	1 LAP	1:15.628	59	22.547	1:05.728
8	25.211	1:04.718	22	25.298	1:07.356	22	29.694	1:07.548	59	19.925	1:06.184	29	1 LAP	1:13.942
23	26.315	1:07.560	99	26.737	1:07.486	8	29.867	1:06.266	58	1 LAP	1:12.422	58	1 LAP	1:12.071
16	27.115	1:06.811	8	26.753	1:06.098	99	31.868	1:08.283	88	1 LAP	1:12.854	8	30.845	1:04.073
25	35.046	1:07.912	32	27.426	1:07.859	32	32.002	1:07.728	8	29.878	1:04.762	22	37.425	1:07.730
64	35.621	1:08.060	23	28.630	1:06.871	23	33.094	1:07.616	22	32.801	1:07.858	32	38.152	1:07.633
114	36.190	1:07.952	16	28.939	1:06.380	16	33.315	1:07.528	32	33.625	1:06.374	99	38.548	1:07.663
65	52.330	1:10.418	25	38.753	1:08.263	25	43.778	1:08.177	99	33.991	1:06.874	16	39.806	1:08.004
45	52.692	1:10.411	64	39.185	1:08.120	64	44.914	1:08.881	23	34.673	1:06.330	23	40.131	1:08.564
10	53.260	1:09.853	114	39.688	1:08.054	114	45.280	1:08.744	16	34.908	1:06.344	88	1 LAP	1:15.246
29	1:01.279	1:13.405	65	58.031	1:10.257				25	46.878	1:07.851	25	52.260	1:08.488
			45	58.284	1:10.148				64	48.279	1:08.116	64	53.977	1:08.804
			10	58.904	1:10.200				114	48.767	1:08.238	114	54.508	1:08.847

# Welsh Sports & Saloon Car Championship

## RACE 8 - LAP CHART

Lap 11			Lap 12			Lap 13			Lap 14			Lap 15		
No	Behind	Laptime	No	Behind	Laptime	No	Behind	Laptime	No	Behind	Laptime	No	Behind	Laptime
66		1:03.007	66		1:02.489	66		1:03.669	66		1:06.216	66		1:03.943
65	1 LAP	1:10.732	65	1 LAP	1:10.350	25	1 LAP	1:08.988	29	2 LAPS	1:16.754	25	1 LAP	1:09.560
45	1 LAP	1:10.723	1	24.787	1:08.309	114	1 LAP	1:09.012	58	2 LAPS	1:16.344	64	1 LAP	1:09.915
10	1 LAP	1:10.397	69	25.205	1:05.855	64	1 LAP	1:09.948	88	2 LAPS	1:12.317	114	1 LAP	1:11.460
1	18.967	1:05.127	45	1 LAP	1:11.612	1	25.724	1:04.606	45	2 LAPS	1:45.957	29	2 LAPS	1:16.744
69	21.839	1:04.442	10	1 LAP	1:11.643	69	26.391	1:04.855	22	1 LAP	1:26.433 P	58	2 LAPS	1:16.000
59	25.157	1:05.617	59	27.943	1:05.275	59	31.553	1:07.279	25	1 LAP	1:08.405	88	2 LAPS	1:17.016
8	31.911	1:04.073	8	33.325	1:03.903	65	1 LAP	1:11.844	114	1 LAP	1:07.958	1	25.163	1:04.924
29	1 LAP	1:14.431	22	46.345	1:07.200	10	1 LAP	1:10.766	64	1 LAP	1:09.065	69	26.289	1:04.744
58	1 LAP	1:13.972	32	47.346	1:07.580	8	36.497	1:06.841	1	24.182	1:04.674	59	32.903	1:05.885
22	41.634	1:07.216	16	48.697	1:07.534	32	51.879	1:08.202	69	25.488	1:05.313	8	37.051	1:04.451
32	42.255	1:07.110	23	49.450	1:07.448	16	52.593	1:07.565	59	30.961	1:05.624	65	1 LAP	1:11.213
16	43.652	1:06.853	29	1 LAP	1:14.861	23	53.818	1:08.037	8	36.543	1:06.262	32	54.772	1:06.846
23	44.491	1:07.367	58	1 LAP	1:15.670	99	58.615	1:07.814	10	1 LAP	1:10.093	16	56.226	1:07.276
88	1 LAP	1:13.011	99	54.470	1:06.447				65	1 LAP	1:12.024	23	57.848	1:07.087
99	50.512	1:14.971	88	1 LAP	1:11.875				32	51.869	1:06.206	99	1:01.197	1:06.577
25	57.884	1:08.631							16	52.893	1:06.516			
64	59.351	1:08.381							23	54.704	1:07.102			
114	59.902	1:08.401							99	58.563	1:06.164			

# Welsh Sports & Saloon Car Championship

## RACE 8 - LAP CHART

Lap 16		
No	Behind	Laptime
66		1:05.829
25	1 LAP	1:08.949
64	1 LAP	1:09.115
114	1 LAP	1:09.433
58	2 LAPS	1:13.427
29	2 LAPS	1:13.967
88	2 LAPS	1:12.756
1	25.008	1:05.674
69	25.320	1:04.860
59	34.019	1:06.945
8	35.378	1:04.156
65	1 LAP	1:10.228
32	56.089	1:07.146
16	57.988	1:07.591
23	59.755	1:07.736
99	1:02.023	1:06.655

**Impressions Classic Modified Saloon Car Championship**  
**QUALIFYING - RACE 4 - CLASSIFICATION**

POS	NO	CL	NAME	ENTRY	TIME	ON	LAPS	GAP	DIFF	MPH
1	74	B	Neil PHILPOTTS	Mitsubishi Starion Turbo	1:03.584	5	7			82.43
2	35	C	Joss RONCHETTI	Talbot Sunbeam Lotus	1:04.574	2	16	0.990	0.990	81.17
3	22	C	Andrew WILLIAMS	Ford Sierra Sapphire	1:04.601	4	13	1.017	0.027	81.13
4	47	A	Piers GRANGE	Ford Sierra	1:05.565	5	14	1.981	0.964	79.94
5	66	B	Andy DAVIES	BMW M3	1:06.582	5	15	2.998	1.017	78.72
6	28	C	Allan DAVIES	Renault Clio	1:06.918	15	17	3.334	0.336	78.32
7	62	D	Tim WATSON	Ford Fiesta	1:07.207	8	8	3.623	0.289	77.99
8	3	A	Dave MEPHAM	Rover SD1	1:07.400	4	7	3.816	0.193	77.76
9	18	E	Chris LESTER	Ford Fiesta XR2	1:08.386	7	17	4.802	0.986	76.64
10	38	C	Ken RATTENBURY	Ford Sierra	1:08.708	1	8	5.124	0.322	76.28
11	78	A	Andy PEARMAN	Ford Cosworth	1:09.569	12	16	5.985	0.861	75.34
12	17	E	Carl BENNETT	Honda Civic	1:09.941	9	16	6.357	0.372	74.94
13	90	C	Glynn ALLEN	BMW M3 E30	1:13.570	12	13	9.986	3.629	71.24
14	65	E	Evan MORRIS	Ford Fiesta XR2	1:14.365	15	15	10.781	0.795	70.48
15	11	E	David HILL	Honda CRX	1:16.742	13	15	13.158	2.377	68.30
16	36	F	Keith WILKINSON	Mini Cooper S	1:17.347	6	8	13.763	0.605	67.76
17	27	B	Arden GRANT	BMW M3		0	1			

Weather / Track : Cloudy / Dry

These results are provisional until the conclusion of any judicial and technical matters.

Pembrey  
 Circuit Length = 1.4560 miles  
 Start: 14:54 End: 15:18

Clerk of Course :	Timekeeper :
-------------------	--------------

# Impressions Classic Modified Saloon Car Championship

## QUALIFYING - RACE 4 - LAP ANALYSIS

<b>3</b>	<b>Dave MEPHAM</b>		Rover SD1				
1 -	1:13.314	+ 5.914	14:57:09.710	5 -	1:08.279	+ 0.879	15:01:47.515
2 -	1:12.316	+ 4.916	14:58:22.026	6 -	1:08.390	+ 0.990	15:02:55.905
3 -	1:09.810	+ 2.410	14:59:31.836	7 -	1:08.348	+ 0.948	15:04:04.253
4 -	<b>1:07.400</b>		<b>15:00:39.236</b>				
<b>11</b>	<b>David HILL</b>		Honda CRX				
1 -	1:21.017	+ 4.275	14:57:12.403	9 -	1:20.962	+ 4.220	15:07:41.554
2 -	1:17.458	+ 0.716	14:58:29.861	10 -	1:16.998	+ 0.256	15:08:58.552
3 -	1:18.956	+ 2.214	14:59:48.817	11 -	1:17.586	+ 0.844	15:10:16.138
4 -	1:17.818	+ 1.076	15:01:06.635	12 -	1:17.434	+ 0.692	15:11:33.572
5 -	1:16.916	+ 0.174	15:02:23.551	13 -	<b>1:16.742</b>		<b>15:12:50.314</b>
6 -	1:17.504	+ 0.762	15:03:41.055	14 -	1:17.904	+ 1.162	15:14:08.218
7 -	1:17.274	+ 0.532	15:04:58.329	15 -	1:17.130	+ 0.388	15:15:25.348
8 -	1:22.263	+ 5.521	15:06:20.592				
<b>17</b>	<b>Carl BENNETT</b>		Honda Civic				
1 -	1:17.522	+ 7.581	14:57:08.984	9 -	<b>1:09.941</b>		<b>15:06:48.884</b>
2 -	1:12.685	+ 2.744	14:58:21.669	10 -	1:10.305	+ 0.364	15:07:59.189
3 -	1:11.065	+ 1.124	14:59:32.734	11 -	1:10.393	+ 0.452	15:09:09.582
4 -	1:13.552	+ 3.611	15:00:46.286	12 -	1:10.110	+ 0.169	15:10:19.692
5 -	1:16.318	+ 6.377	15:02:02.604	13 -	1:10.210	+ 0.269	15:11:29.902
6 -	1:15.534	+ 5.593	15:03:18.138	14 -	1:17.316	+ 7.375	15:12:47.218
7 -	1:10.464	+ 0.523	15:04:28.602	15 -	1:22.390	+ 12.449	15:14:09.608
8 -	1:10.341	+ 0.400	15:05:38.943	16 -	1:21.146	+ 11.205	15:15:30.754
<b>18</b>	<b>Chris LESTER</b>		Ford Fiesta XR2				
1 -	1:20.416	+ 12.030	14:57:07.431	10 -	1:09.714	+ 1.328	15:07:38.614
2 -	1:15.994	+ 7.608	14:58:23.425	11 -	1:12.251	+ 3.865	15:08:50.865
3 -	1:11.585	+ 3.199	14:59:35.010	12 -	1:09.181	+ 0.795	15:10:00.046
4 -	1:09.715	+ 1.329	15:00:44.725	13 -	1:09.902	+ 1.516	15:11:09.948
5 -	1:08.766	+ 0.380	15:01:53.491	14 -	1:09.130	+ 0.744	15:12:19.078
6 -	1:09.241	+ 0.855	15:03:02.732	15 -	1:09.787	+ 1.401	15:13:28.865
7 -	<b>1:08.386</b>		<b>15:04:11.118</b>	16 -	1:09.374	+ 0.988	15:14:38.239
8 -	1:08.476	+ 0.090	15:05:19.594	17 -	1:58.373 P	+ 49.987	15:16:36.612
9 -	1:09.306	+ 0.920	15:06:28.900				
<b>22</b>	<b>Andrew WILLIAMS</b>		Ford Sierra Sapphire				
1 -	1:11.413	+ 6.812	14:57:14.163	8 -	1:06.541	+ 1.940	15:04:59.132
2 -	1:08.907	+ 4.306	14:58:23.070	9 -	1:09.529	+ 4.928	15:06:08.661
3 -	1:08.073	+ 3.472	14:59:31.143	10 -	1:06.597	+ 1.996	15:07:15.258
4 -	<b>1:04.601</b>		<b>15:00:35.744</b>	11 -	1:06.628	+ 2.027	15:08:21.886
5 -	1:04.623	+ 0.022	15:01:40.367	12 -	1:05.820	+ 1.219	15:09:27.706
6 -	1:06.926	+ 2.325	15:02:47.293	13 -	1:29.058 P	+ 24.457	15:10:56.764
7 -	1:05.298	+ 0.697	15:03:52.591				
<b>27</b>	<b>Arden GRANT</b>		BMW M3				
1 -	1:24.714	- 03:59:30.062	14:58:32.984				
<b>28</b>	<b>Allan DAVIES</b>		Renault Clio				
1 -	1:15.410	+ 8.492	14:57:12.447	10 -	1:10.453	+ 3.535	15:07:32.059
2 -	1:11.525	+ 4.607	14:58:23.972	11 -	1:08.130	+ 1.212	15:08:40.189
3 -	1:08.927	+ 2.009	14:59:32.899	12 -	1:08.614	+ 1.696	15:09:48.803
4 -	1:07.914	+ 0.996	15:00:40.813	13 -	1:07.299	+ 0.381	15:10:56.102
5 -	1:07.709	+ 0.791	15:01:48.522	14 -	1:07.300	+ 0.382	15:12:03.402
6 -	1:08.415	+ 1.497	15:02:56.937	15 -	<b>1:06.918</b>		<b>15:13:10.320</b>
7 -	1:08.291	+ 1.373	15:04:05.228	16 -	1:07.526	+ 0.608	15:14:17.846
8 -	1:08.032	+ 1.114	15:05:13.260	17 -	1:11.213	+ 4.295	15:15:29.059
9 -	1:08.346	+ 1.428	15:06:21.606				
<b>35</b>	<b>Joss RONCHETTI</b>		Talbot Sunbeam Lotus				
1 -	1:10.238	+ 5.664	14:57:04.089	9 -	2:41.302	+ 1:36.728	15:07:35.417
2 -	<b>1:04.574</b>		<b>14:58:08.663</b>	10 -	1:05.456	+ 0.882	15:08:40.873

Pembrey  
Circuit Length = 1.4560 miles  
Start: 14:54 End: 15:18

Weather / Track : Cloudy / Dry

# Impressions Classic Modified Saloon Car Championship

## QUALIFYING - RACE 4 - LAP ANALYSIS

3 -	1:04.990	+ 0.416	14:59:13.653	11 -	1:05.350	+ 0.776	15:09:46.223
4 -	1:05.082	+ 0.508	15:00:18.735	12 -	1:05.721	+ 1.147	15:10:51.944
5 -	1:04.594	+ 0.020	15:01:23.329	13 -	1:05.386	+ 0.812	15:11:57.330
6 -	1:05.182	+ 0.608	15:02:28.511	14 -	1:06.554	+ 1.980	15:13:03.884
7 -	1:06.837	+ 2.263	15:03:35.348	15 -	1:05.937	+ 1.363	15:14:09.821
8 -	1:18.767 P	+ 14.193	15:04:54.115	16 -	1:41.172 P	+ 36.598	15:15:50.993
<b>36</b>	<b>Keith WILKINSON</b>		<b>Mini Cooper S</b>				
1 -	1:22.075	+ 4.728	14:57:05.267	5 -	1:20.091	+ 2.744	15:02:25.968
2 -	1:23.869	+ 6.522	14:58:29.136	6 -	<b>1:17.347</b>		<b>15:03:43.315</b>
3 -	1:19.388	+ 2.041	14:59:48.524	7 -	1:17.427	+ 0.080	15:05:00.742
4 -	1:17.353	+ 0.006	15:01:05.877	8 -	1:18.124	+ 0.777	15:06:18.866
<b>38</b>	<b>Ken RATTENBURY</b>		<b>Ford Sierra</b>				
1 -	<b>1:08.708</b>		<b>14:58:06.365</b>	5 -	1:10.219	+ 1.511	15:02:44.953
2 -	1:09.066	+ 0.358	14:59:15.431	6 -	1:09.528	+ 0.820	15:03:54.481
3 -	1:09.580	+ 0.872	15:00:25.011	7 -	1:26.815 P	+ 18.107	15:05:21.296
4 -	1:09.723	+ 1.015	15:01:34.734	8 -	4:22.713 P	+ 3:14.005	15:09:44.009
<b>47</b>	<b>Piers GRANGE</b>		<b>Ford Sierra</b>				
1 -	1:17.388	+ 11.823	14:57:07.807	8 -	1:07.270	+ 1.705	15:05:01.752
2 -	1:12.448	+ 6.883	14:58:20.255	9 -	1:07.659	+ 2.094	15:06:09.411
3 -	1:07.441	+ 1.876	14:59:27.696	10 -	1:07.074	+ 1.509	15:07:16.485
4 -	1:06.718	+ 1.153	15:00:34.414	11 -	1:07.138	+ 1.573	15:08:23.623
5 -	<b>1:05.565</b>		<b>15:01:39.979</b>	12 -	1:07.134	+ 1.569	15:09:30.757
6 -	1:07.672	+ 2.107	15:02:47.651	13 -	1:07.706	+ 2.141	15:10:38.463
7 -	1:06.831	+ 1.266	15:03:54.482	14 -	1:35.186 P	+ 29.621	15:12:13.649
<b>62</b>	<b>Tim WATSON</b>		<b>Ford Fiesta</b>				
1 -	1:17.422	+ 10.215	14:57:06.102	5 -	1:07.299	+ 0.092	15:01:38.874
2 -	1:08.987	+ 1.780	14:58:15.089	6 -	1:23.334 P	+ 16.127	15:03:02.208
3 -	1:07.998	+ 0.791	14:59:23.087	7 -	2:50.461	+ 1:43.254	15:05:52.669
4 -	1:08.488	+ 1.281	15:00:31.575	8 -	<b>1:07.207</b>		<b>15:06:59.876</b>
<b>65</b>	<b>Evan MORRIS</b>		<b>Ford Fiesta XR2</b>				
1 -	1:23.414	+ 9.049	14:57:07.536	9 -	1:17.763	+ 3.398	15:07:20.826
2 -	1:20.480	+ 6.115	14:58:28.016	10 -	1:14.561	+ 0.196	15:08:35.387
3 -	1:15.665	+ 1.300	14:59:43.681	11 -	1:15.691	+ 1.326	15:09:51.078
4 -	1:16.162	+ 1.797	15:00:59.843	12 -	1:15.428	+ 1.063	15:11:06.506
5 -	1:15.353	+ 0.988	15:02:15.196	13 -	1:17.825	+ 3.460	15:12:24.331
6 -	1:15.864	+ 1.499	15:03:31.060	14 -	1:15.270	+ 0.905	15:13:39.601
7 -	1:16.166	+ 1.801	15:04:47.226	15 -	<b>1:14.365</b>		<b>15:14:53.966</b>
8 -	1:15.837	+ 1.472	15:06:03.063				
<b>66</b>	<b>Andy DAVIES</b>		<b>BMW M3</b>				
1 -	1:15.857	+ 9.275	14:56:57.540	9 -	1:08.329	+ 1.747	15:06:14.877
2 -	1:10.565	+ 3.983	14:58:08.105	10 -	1:06.689	+ 0.107	15:07:21.566
3 -	1:08.298	+ 1.716	14:59:16.403	11 -	1:07.164	+ 0.582	15:08:28.730
4 -	1:12.398	+ 5.816	15:00:28.801	12 -	1:06.954	+ 0.372	15:09:35.684
5 -	<b>1:06.582</b>		<b>15:01:35.383</b>	13 -	1:06.599	+ 0.017	15:10:42.283
6 -	1:17.042	+ 10.460	15:02:52.425	14 -	1:07.170	+ 0.588	15:11:49.453
7 -	1:06.954	+ 0.372	15:03:59.379	15 -	1:35.852 P	+ 29.270	15:13:25.305
8 -	1:07.169	+ 0.587	15:05:06.548				
<b>74</b>	<b>Neil PHILPOTTS</b>		<b>Mitsubishi Starion Turbo</b>				
1 -	1:04.500	+ 0.916	14:59:34.459	5 -	<b>1:03.584</b>		<b>15:03:50.502</b>
2 -	1:04.831	+ 1.247	15:00:39.290	6 -	1:07.180	+ 3.596	15:04:57.682
3 -	1:04.010	+ 0.426	15:01:43.300	7 -	1:31.152 P	+ 27.568	15:06:28.834
4 -	1:03.618	+ 0.034	15:02:46.918				
<b>78</b>	<b>Andy PEARMAN</b>		<b>Ford Cosworth</b>				
1 -	1:43.630	+ 34.061	14:57:52.437	9 -	1:19.751	+ 10.182	15:07:36.469
2 -	1:11.241	+ 1.672	14:59:03.678	10 -	1:12.931	+ 3.362	15:08:49.400
3 -	1:10.510	+ 0.941	15:00:14.188	11 -	1:09.772	+ 0.203	15:09:59.172

Pembrey  
Circuit Length = 1.4560 miles  
Start: 14:54 End: 15:18

Weather / Track : Cloudy / Dry

# Impressions Classic Modified Saloon Car Championship


## QUALIFYING - RACE 4 - LAP ANALYSIS

4 -	1:10.469	+ 0.900	15:01:24.657	12 -	<b>1:09.569</b>		<b>15:11:08.741</b>
5 -	1:09.989	+ 0.420	15:02:34.646	13 -	1:09.893	+ 0.324	15:12:18.634
6 -	1:10.214	+ 0.645	15:03:44.860	14 -	1:11.000	+ 1.431	15:13:29.634
7 -	1:15.995	+ 6.426	15:05:00.855	15 -	1:14.595	+ 5.026	15:14:44.229
8 -	1:15.863	+ 6.294	15:06:16.718	16 -	1:54.362 P	+ 44.793	15:16:38.591
<b>90</b>	<b>Glynn ALLEN</b>			<b>BMW M3 E30</b>			
1 -	1:21.024	+ 7.454	14:57:15.112	8 -	1:16.674	+ 3.104	15:06:19.799
2 -	1:17.816	+ 4.246	14:58:32.928	9 -	1:16.160	+ 2.590	15:07:35.959
3 -	1:17.473	+ 3.903	14:59:50.401	10 -	1:14.963	+ 1.393	15:08:50.922
4 -	1:17.339	+ 3.769	15:01:07.740	11 -	1:13.754	+ 0.184	15:10:04.676
5 -	1:19.316	+ 5.746	15:02:27.056	12 -	<b>1:13.570</b>		<b>15:11:18.246</b>
6 -	1:16.959	+ 3.389	15:03:44.015	13 -	1:38.126 P	+ 24.556	15:12:56.372
7 -	1:19.110	+ 5.540	15:05:03.125				



# Impressions Classic Modified Saloon Car Championship

## RACE 4 - GRID - AMENDED

ROW 9	27 Arden GRANT	39 Denis BASSOM
		1:17.347
ROW 8	11 David HILL	36 Keith WILKINSON
	1:16.742	
ROW 7	90 Glynn ALLEN	65 Evan MORRIS
	1:13.570	
ROW 6	78 Andy PEARMAN	17 Carl BENNETT
	1:09.569	
ROW 5	18 Chris LESTER	38 Ken RATTENBURY
	1:08.386	
ROW 4	62 Tim WATSON	3 Dave MEPHAM
	1:07.207	
ROW 3	66 Andy DAVIES	28 Allan DAVIES
	1:06.582	
ROW 2	22 Andrew WILLIAMS	47 Piers GRANGE
	1:04.601	
ROW 1	74 Neil PHILPOTTS	35 Joss RONCHETTI
	1:03.584	
<b>Pole</b>		
		

Pembrey  
Circuit Length = 1.4560 miles

**These results are provisional until the conclusion of any judicial and technical matters.**

Clerk of Course :

Timekeeper :

# Impressions Classic Modified Saloon Car Championship

## RACE 4 - CLASSIFICATION

POS	NO	CL	NAME	ENTRY	LAPS	TIME	GAP	DIFF	MPH	BEST	ON
1	66	B	Andy DAVIES	BMW M3	14	15:35.381			78.45	1:05.585	12
2	74	B	Neil PHILPOTTS	Mitsubishi Starion Turbo	14	15:35.940	0.559	0.559	78.40	1:05.216	4
3	62	D	Tim WATSON	Ford Fiesta	14	15:39.480	4.099	3.540	78.10	1:05.593	12
4	22	C	Andrew WILLIAMS	Ford Sierra Sapphire	14	15:44.059	8.678	4.579	77.73	1:05.338	7
5	28	C	Allan DAVIES	Renault Clio	14	15:54.917	19.536	10.858	76.84	1:06.484	5
6	47	A	Piers GRANGE	Ford Sierra	14	15:55.069	19.688	0.152	76.83	1:04.988	5
7	27	B	Arden GRANT	BMW M3	14	15:55.581	20.200	0.512	76.79	1:04.544	4
8	18	E	Chris LESTER	Ford Fiesta XR2	13	15:38.901	1 lap	1 lap	72.57	1:08.260	3
9	78	A	Andy PEARMAN	Ford Cosworth	13	15:40.308	1 lap	1.407	72.46	1:07.095	8
10	17	E	Carl BENNETT	Honda Civic	13	15:50.354	1 lap	10.046	71.70	1:08.934	3
11	90	C	Glynn ALLEN	BMW M3 E30	13	16:25.307	1 lap	34.953	69.15	1:13.165	9
12	36	F	Keith WILKINSON	Mini Cooper S	13	16:25.779	1 lap	0.472	69.12	1:13.050	3
13	3	A	Dave MEPHAM	Rover SD1	13	16:33.261	1 lap	7.482	68.60	1:06.861	6
14	11	E	David HILL	Honda CRX	12	16:36.144	2 laps	1 lap	63.14	1:13.047	9

### NOT CLASSIFIED

DNF	39	E	Denis BASSOM	Toyota Corolla GT	7	8:18.460	7 laps	5 laps	73.60	1:06.893	3
-----	----	---	--------------	-------------------	---	----------	--------	--------	-------	----------	---

### FASTEST LAP

39	E	Denis BASSOM	Toyota Corolla GT	3	1:06.893	78.35 mph	126.10 kph
22	C	Andrew WILLIAMS	Ford Sierra Sapphire	7	1:05.338	80.22 mph	129.10 kph
47	A	Piers GRANGE	Ford Sierra	5	1:04.988	80.65 mph	129.80 kph
36	F	Keith WILKINSON	Mini Cooper S	3	1:13.050	71.75 mph	115.47 kph
27	B	Arden GRANT	BMW M3	4	1:04.544	81.20 mph	130.69 kph
62	D	Tim WATSON	Ford Fiesta	12	1:05.593	79.91 mph	128.60 kph

Weather / Track : Bright / Dry

These results are provisional until the conclusion of any judicial and technical matters.

Pembrey  
Circuit Length = 1.4560 miles  
Start: 10:38 End: 10:55

Clerk of Course :	Timekeeper :
-------------------	--------------

# Impressions Classic Modified Saloon Car Championship

## RACE 4 - LAP CHART

Lap 1			Lap 2			Lap 3			Lap 4			Lap 5		
No	Behind	Laptime	No	Behind	Laptime	No	Behind	Laptime	No	Behind	Laptime	No	Behind	Laptime
74		1:12.103	74		1:05.898	74		1:06.141	74		1:05.216	74		1:06.620
22	0.637	1:12.740	66	4.226	1:08.199	66	4.446	1:06.361	66	5.416	1:06.186	66	5.337	1:06.541
66	1.925	1:14.028	62	4.397	1:06.290	62	5.333	1:07.077	62	6.287	1:06.170	62	5.654	1:05.987
62	4.005	1:16.108	28	7.325	1:08.362	28	8.672	1:07.488	22	9.447	1:05.712	22	8.388	1:05.561
28	4.861	1:16.964	3	8.149	1:08.179	22	8.951	1:06.568	28	11.306	1:07.850	28	11.170	1:06.484
3	5.868	1:17.971	22	8.524	1:13.785	3	9.584	1:07.576	3	11.788	1:07.420	3	12.362	1:07.194
18	5.925	1:18.028	18	10.575	1:10.548	27	12.658	1:05.917	27	11.986	1:04.544	27	12.686	1:07.320
17	7.525	1:19.628	17	11.722	1:10.095	18	12.694	1:08.260	47	14.701	1:05.395	47	13.069	1:04.988
78	11.405	1:23.508	27	12.882	1:07.058	17	14.515	1:08.934	18	15.754	1:08.276	18	18.111	1:08.977
27	11.722	1:23.825	78	15.463	1:09.956	47	14.522	1:05.105	17	18.987	1:09.688	17	22.192	1:09.825
11	13.155	1:25.258	47	15.558	1:06.959	78	18.489	1:09.167	78	21.793	1:08.520	78	22.971	1:07.798
90	14.457	1:26.560	39	20.484	1:11.649	39	21.236	1:06.893	39	23.084	1:07.064	39	24.162	1:07.698
47	14.497	1:26.600	11	22.172	1:14.915	11	30.174	1:14.143	11	38.450	1:13.492	36	45.981	1:13.467
39	14.733	1:26.836	90	23.049	1:14.490	36	31.087	1:13.050	36	39.134	1:13.263	11	46.996	1:15.166
36	16.088	1:28.191	36	24.178	1:13.988	90	32.317	1:15.409	90	41.161	1:14.060	90	49.046	1:14.505

# Impressions Classic Modified Saloon Car Championship

## RACE 4 - LAP CHART

Lap 6			Lap 7			Lap 8			Lap 9			Lap 10		
No	Behind	Laptime	No	Behind	Laptime	No	Behind	Laptime	No	Behind	Laptime	No	Behind	Laptime
74		1:06.189	74		1:06.948	74		1:06.579	74		1:08.071	74		1:06.633
66	4.761	1:05.613	66	3.496	1:05.683	66	2.564	1:05.647	66	0.952	1:06.459	66	0.835	1:06.516
62	5.684	1:06.219	62	4.521	1:05.785	62	3.870	1:05.928	62	2.820	1:07.021	62	2.386	1:06.199
22	8.415	1:06.216	22	6.805	1:05.338	22	5.892	1:05.666	36	1 LAP	1:16.125	22	4.248	1:05.987
28	12.148	1:07.167	28	11.886	1:06.686	28	13.221	1:07.914	11	1 LAP	1:16.121	36	1 LAP	1:13.058
3	13.034	1:06.861	3	13.435	1:07.349	3	14.836	1:07.980	22	4.894	1:07.073	11	1 LAP	1:13.047
27	13.267	1:06.770	47	13.633	1:06.952	47	15.008	1:07.954	90	1 LAP	1:16.923	28	13.286	1:07.653
47	13.629	1:06.749	27	14.012	1:07.693	27	15.391	1:07.958	28	12.266	1:07.116	90	1 LAP	1:13.165
18	21.040	1:09.118	18	23.640	1:09.548	18	26.185	1:09.124	3	13.839	1:07.074	3	14.134	1:06.928
17	25.878	1:09.875	78	26.447	1:07.331	78	26.963	1:07.095	47	14.094	1:07.157	47	14.310	1:06.849
78	26.064	1:09.282	17	29.026	1:10.096	17	32.227	1:09.780	27	14.464	1:07.144	27	14.818	1:06.987
39	27.500	1:09.527	39	29.345	1:08.793				78	27.073	1:08.181	78	28.458	1:08.018
36	54.318	1:14.526	36	1:01.400	1:14.030				18	27.918	1:09.804	18	30.281	1:08.996
11	56.250	1:15.443	11	1:02.997	1:13.695				17	36.358	1:12.202	17	47.989	1:18.264
90	56.842	1:13.985	90	1:04.603	1:14.709									


# Impressions Classic Modified Saloon Car Championship

## RACE 4 - LAP CHART

Lap 11			Lap 12			Lap 13			Lap 14		
No	Behind	Laptime	No	Behind	Laptime	No	Behind	Laptime	No	Behind	Laptime
74		1:05.831	74		1:05.592	74		1:05.912	66		1:06.917
66	0.923	1:05.919	66	0.916	1:05.585	66	0.731	1:05.727	74	0.559	1:08.207
62	2.177	1:05.622	62	2.178	1:05.593	62	3.202	1:06.936	18	1 LAP	1:15.065
22	4.485	1:06.068	22	5.454	1:06.561	17	1 LAP	1:16.364	62	4.099	1:08.545
28	16.122	1:08.667	28	17.534	1:07.004	22	6.938	1:07.396	78	1 LAP	1:16.378
3	18.670	1:10.367	47	20.675	1:07.027	28	18.377	1:06.755	22	8.678	1:09.388
47	19.240	1:10.761	27	20.932	1:05.830	47	20.430	1:05.667	17	1 LAP	1:17.350
27	20.694	1:11.707	36	1 LAP	1:15.683	27	21.529	1:06.509	28	19.536	1:08.807
36	1 LAP	1:17.329	90	1 LAP	1:14.902	36	1 LAP	1:16.371	47	19.688	1:06.906
11	1 LAP	1:17.313	3	51.326	1:38.248	90	1 LAP	1:15.697	27	20.200	1:06.319
90	1 LAP	1:15.453	11	1 LAP	1:43.755				90	1 LAP	1:15.449
78	31.036	1:08.409	18	1:02.015	1:31.387				36	1 LAP	1:16.698
18	36.220	1:11.770	78	1:02.109	1:36.665				3	1 LAP	2:20.114 P
17	1:00.411	1:18.253							11	2 LAPS	2:13.796

# Impressions Classic Modified Saloon Car Championship

## RACE 10 - GRID

ROW 8	39 Denis BASSOM	11 David HILL
ROW 7	3 Dave MEPHAM	36 Keith WILKINSON
ROW 6	90 Glynn ALLEN	17 Carl BENNETT
ROW 5	78 Andy PEARMAN	18 Chris LESTER
ROW 4	27 Arden GRANT	47 Piers GRANGE
ROW 3	28 Allan DAVIES	22 Andrew WILLIAMS
ROW 2	62 Tim WATSON	74 Neil PHILPOTTS
ROW 1	66 Andy DAVIES	
<b>Pole</b>		
		

Pembrey  
Circuit Length = 1.4560 miles

**These results are provisional until the conclusion of any judicial and technical matters.**

Clerk of Course :		Timekeeper :
-------------------	--	--------------

# Impressions Classic Modified Saloon Car Championship

## RACE 10 - CLASSIFICATION

POS	NO	CL	NAME	ENTRY	LAPS	TIME	GAP	DIFF	MPH	BEST	ON
1	47	A	<b>Piers GRANGE</b>	Ford Sierra	14	15:30.519			78.86	1:05.269	12
2	27	B	<b>Arden GRANT</b>	BMW M3	14	15:33.920	<b>3.401</b>	3.401	78.57	1:04.981	6
3	66	B	<b>Andy DAVIES</b>	BMW M3	14	15:48.066	<b>17.547</b>	14.146	77.40	1:06.398	2
4	28	C	<b>Allan DAVIES</b>	Renault Clio	14	15:48.514	<b>17.995</b>	0.448	77.36	1:06.549	4
5	18	E	<b>Chris LESTER</b>	Ford Fiesta XR2	14	16:17.768	<b>47.249</b>	29.254	75.05	1:07.889	4
6	78	A	<b>Andy PEARMAN</b>	Ford Cosworth	14	16:21.284	<b>50.765</b>	3.516	74.78	1:07.905	6
7	3	A	<b>Dave MEPHAM</b>	Rover SD1	14	16:23.591	<b>53.072</b>	2.307	74.60	1:07.478	5
8	90	C	<b>Glynn ALLEN</b>	BMW M3 E30	13	16:26.205	<b>1 lap</b>	1 lap	69.09	1:13.163	10
9	36	F	<b>Keith WILKINSON</b>	Mini Cooper S	13	16:30.956	<b>1 lap</b>	4.751	68.76	1:13.989	9

### NOT CLASSIFIED

<i>DNF</i>	74	B	<b>Neil PHILPOTTS</b>	Mitsubishi Starion Turbo	11	12:14.225	<b>3 laps</b>	2 laps	78.52	1:04.846	5
<i>DNF</i>	39	E	<b>Denis BASSOM</b>	Toyota Corolla GT	8	9:31.380	<b>6 laps</b>	3 laps	73.38	1:06.443	3

### FASTEST LAP

<b>39</b>	E	<b>Denis BASSOM</b>	Toyota Corolla GT	<b>3</b>	1:06.443	78.88 mph	126.95 kph
<b>47</b>	A	<b>Piers GRANGE</b>	Ford Sierra	<b>12</b>	1:05.269	80.30 mph	129.24 kph
<b>36</b>	F	<b>Keith WILKINSON</b>	Mini Cooper S	<b>9</b>	1:13.989	70.84 mph	114.01 kph
<b>74</b>	B	<b>Neil PHILPOTTS</b>	Mitsubishi Starion Turbo	<b>5</b>	1:04.846	80.83 mph	130.08 kph
<b>28</b>	C	<b>Allan DAVIES</b>	Renault Clio	<b>4</b>	1:06.549	78.76 mph	126.75 kph

Weather / Track : Bright / Dry

These results are provisional until the conclusion of any judicial and technical matters.

Pembrey  
Circuit Length = 1.4560 miles  
Start: 14:51 End: 15:08

Clerk of Course :		Timekeeper :
-------------------	--	--------------

# Impressions Classic Modified Saloon Car Championship

## RACE 10 - LAP CHART

Lap 1			Lap 2			Lap 3			Lap 4			Lap 5		
No	Behind	Laptime	No	Behind	Laptime	No	Behind	Laptime	No	Behind	Laptime	No	Behind	Laptime
66		1:12.922	66		1:06.398	74		1:05.399	74		1:04.966	74		1:04.846
74	0.211	1:13.133	74	0.110	1:06.297	66	1.723	1:07.232	47	4.129	1:06.631	47	5.191	1:05.908
47	1.492	1:14.414	47	1.551	1:06.457	47	2.464	1:06.422	66	4.436	1:07.679	27	6.658	1:06.941
27	2.879	1:15.801	27	2.472	1:05.991	27	2.847	1:05.884	27	4.563	1:06.682	66	7.309	1:07.719
28	2.900	1:15.822	28	4.520	1:08.018	28	6.256	1:07.245	28	7.839	1:06.549	28	9.926	1:06.933
18	4.428	1:17.350	18	6.500	1:08.470	18	9.279	1:08.288	18	12.202	1:07.889	18	15.405	1:08.049
39	8.759	1:21.681	39	9.357	1:06.996	39	10.291	1:06.443	39	12.688	1:07.363	39	15.784	1:07.942
78	11.518	1:24.440	78	14.207	1:09.087	78	17.836	1:09.138	78	20.972	1:08.102	3	23.868	1:07.478
3	12.180	1:25.102	3	14.688	1:08.906	3	18.046	1:08.867	3	21.236	1:08.156	78	25.674	1:09.548
90	13.828	1:26.750	90	21.952	1:14.522	90	30.907	1:14.464	90	40.857	1:14.916	36	50.413	1:14.179
36	15.427	1:28.349	36	23.060	1:14.031	36	31.738	1:14.187	36	41.080	1:14.308	90	51.161	1:15.150



# Impressions Classic Modified Saloon Car Championship

## RACE 10 - LAP CHART

Lap 6			Lap 7			Lap 8			Lap 9			Lap 10		
No	Behind	Laptime	No	Behind	Laptime	No	Behind	Laptime	No	Behind	Laptime	No	Behind	Laptime
74		1:05.596	74		1:05.908	74		1:08.996	74		1:07.320	47		1:05.597
47	5.216	1:05.621	47	4.691	1:05.383	36	1 LAP	1:15.836	47	0.057	1:05.959	74	0.755	1:06.409
27	6.043	1:04.981	27	5.265	1:05.130	47	1.418	1:05.723	27	1.272	1:06.466	27	1.214	1:05.596
66	8.473	1:06.760	66	9.417	1:06.852	27	2.126	1:05.857	66	7.880	1:07.571	66	10.267	1:08.041
28	11.640	1:07.310	28	12.486	1:06.754	90	1 LAP	1:17.323	36	1 LAP	1:15.090	28	12.492	1:07.434
18	17.913	1:08.104	18	20.208	1:08.203	66	7.629	1:07.208	90	1 LAP	1:14.612	36	1 LAP	1:13.989
39	18.234	1:08.046	39	20.543	1:08.217	28	10.899	1:07.409	28	10.712	1:07.133	90	1 LAP	1:14.181
3	26.650	1:08.378	3	30.431	1:09.689	18	19.785	1:08.573	18	22.043	1:09.578	18	27.030	1:10.641
78	27.983	1:07.905	78	30.953	1:08.878	3	29.917	1:08.482	3	31.595	1:08.998	3	34.677	1:08.736
36	59.224	1:14.407				78	30.443	1:08.486	78	31.948	1:08.825	78	35.171	1:08.877
90	1:00.540	1:14.975				39	36.239	1:24.692						

# Impressions Classic Modified Saloon Car Championship

## RACE 10 - LAP CHART

Lap 11			Lap 12			Lap 13			Lap 14		
No	Behind	Laptime	No	Behind	Laptime	No	Behind	Laptime	No	Behind	Laptime
47		1:05.702	47		1:05.269	47		1:05.293	47		1:06.140
74	0.408	1:05.355	27	1.403	1:05.547	27	3.834	1:07.724	27	3.401	1:05.707
27	1.125	1:05.613	66	14.067	1:07.563	66	16.370	1:07.596	66	17.547	1:07.317
66	11.773	1:07.208	28	15.881	1:07.239	28	17.183	1:06.595	28	17.995	1:06.952
28	13.911	1:07.121	36	1 LAP	1:15.200	18	42.499	1:11.466	18	47.249	1:10.890
36	1 LAP	1:14.079	90	1 LAP	1:14.154	90	1 LAP	1:16.272	78	50.765	1:09.093
90	1 LAP	1:13.163	18	36.326	1:10.143	3	47.023	1:09.609	3	53.072	1:12.189
18	31.452	1:10.124	3	42.707	1:09.841	78	47.812	1:09.930	90	1 LAP	1:15.723
3	38.135	1:09.160	78	43.175	1:09.796	36	1 LAP	1:19.243	36	1 LAP	1:18.058
78	38.648	1:09.179									

# Max 5 Championship

## QUALIFYING - RACE 5 - CLASSIFICATION

POS	NO	CL	NAME	ENTRY	TIME	ON	LAPS	GAP	DIFF	MPH
1	3		Tom ROCHE	Mazda MX5	1:11.161	11	17			73.65
2	18		Paul SHEARD	Mazda MX5	1:11.338	7	14	0.177	0.177	73.47
3	78		Joachim RITTER	Mazda MX5	1:11.346	16	17	0.185	0.008	73.46
4	69		Matt ROBINSON	Mazda MX5	1:11.544	14	17	0.383	0.198	73.26
5	24		Jonathan HALLIWELL	Mazda MX5	1:11.613	14	15	0.452	0.069	73.19
6	32		Charles PLUMLEY	Mazda MX5	1:11.624	3	17	0.463	0.011	73.18
7	29		Nick WRIGHT	Mazda MX5	1:11.758	17	17	0.597	0.134	73.04
8	96		Mark PIERPOINT	Mazda MX5	1:12.998	13	14	1.837	1.240	71.80
9	20		Chris LOVETT	Mazda MX5	1:13.104	2	14	1.943	0.106	71.70

Weather / Track : Bright / Dry

These results are provisional until the conclusion of any judicial and technical matters.

Pembrey  
Circuit Length = 1.4560 miles  
Start: 15:35 End: 15:56

Clerk of Course :

Timekeeper :

# Max 5 Championship

## QUALIFYING - RACE 5 - LAP ANALYSIS

<b>3</b>	<b>Tom ROCHE</b>						<b>Mazda MX5</b>					
1 -	1:13.675	+ 2.514	15:37:20.083	10 -	1:11.949	+ 0.788	15:48:06.578					
2 -	1:11.409	+ 0.248	15:38:31.492	11 -	<b>1:11.161</b>		<b>15:49:17.739</b>					
3 -	1:11.179	+ 0.018	15:39:42.671	12 -	1:11.859	+ 0.698	15:50:29.598					
4 -	1:13.655	+ 2.494	15:40:56.326	13 -	1:11.473	+ 0.312	15:51:41.071					
5 -	1:11.498	+ 0.337	15:42:07.824	14 -	1:11.400	+ 0.239	15:52:52.471					
6 -	1:11.339	+ 0.178	15:43:19.163	15 -	1:12.514	+ 1.353	15:54:04.985					
7 -	1:11.394	+ 0.233	15:44:30.557	16 -	1:12.021	+ 0.860	15:55:17.006					
8 -	1:12.387	+ 1.226	15:45:42.944	17 -	1:12.005	+ 0.844	15:56:29.011					
9 -	1:11.685	+ 0.524	15:46:54.629									
<b>18</b>	<b>Paul SHEARD</b>						<b>Mazda MX5</b>					
1 -	1:13.082	+ 1.744	15:37:06.741	8 -	1:11.809	+ 0.471	15:45:37.265					
2 -	1:12.827	+ 1.489	15:38:19.568	9 -	1:15.223	+ 3.885	15:46:52.488					
3 -	1:14.915	+ 3.577	15:39:34.483	10 -	1:14.293	+ 2.955	15:48:06.781					
4 -	1:12.218	+ 0.880	15:40:46.701	11 -	1:14.880	+ 3.542	15:49:21.661					
5 -	1:12.537	+ 1.199	15:41:59.238	12 -	1:29.323 P	+ 17.985	15:50:50.984					
6 -	1:14.880	+ 3.542	15:43:14.118	13 -	4:32.573	+ 3:21.235	15:55:23.557					
7 -	<b>1:11.338</b>		<b>15:44:25.456</b>	14 -	1:11.889	+ 0.551	15:56:35.446					
<b>20</b>	<b>Chris LOVETT</b>						<b>Mazda MX5</b>					
1 -	1:15.552	+ 2.448	15:37:10.995	8 -	1:13.364	+ 0.260	15:46:11.743					
2 -	<b>1:13.104</b>		<b>15:38:24.099</b>	9 -	1:22.033	+ 8.929	15:47:33.776					
3 -	1:13.853	+ 0.749	15:39:37.952	10 -	1:14.751	+ 1.647	15:48:48.527					
4 -	1:26.145	+ 13.041	15:41:04.097	11 -	1:13.933	+ 0.829	15:50:02.460					
5 -	1:26.911	+ 13.807	15:42:31.008	12 -	1:14.057	+ 0.953	15:51:16.517					
6 -	1:14.076	+ 0.972	15:43:45.084	13 -	1:14.420	+ 1.316	15:52:30.937					
7 -	1:13.295	+ 0.191	15:44:58.379	14 -	2:27.324 P	+ 1:14.220	15:54:58.261					
<b>24</b>	<b>Jonathan HALLIWELL</b>						<b>Mazda MX5</b>					
1 -	1:15.343	+ 3.730	15:37:08.884	9 -	1:11.903	+ 0.290	15:46:50.213					
2 -	1:12.937	+ 1.324	15:38:21.821	10 -	1:11.882	+ 0.269	15:48:02.095					
3 -	1:12.176	+ 0.563	15:39:33.997	11 -	1:12.166	+ 0.553	15:49:14.261					
4 -	1:13.729	+ 2.116	15:40:47.726	12 -	1:12.193	+ 0.580	15:50:26.454					
5 -	1:12.177	+ 0.564	15:41:59.903	13 -	1:11.956	+ 0.343	15:51:38.410					
6 -	1:12.621	+ 1.008	15:43:12.524	14 -	<b>1:11.613</b>		<b>15:52:50.023</b>					
7 -	1:12.221	+ 0.608	15:44:24.745	15 -	1:40.006 P	+ 28.393	15:54:30.029					
8 -	1:13.565	+ 1.952	15:45:38.310									
<b>29</b>	<b>Nick WRIGHT</b>						<b>Mazda MX5</b>					
1 -	1:12.918	+ 1.160	15:37:06.908	10 -	1:12.579	+ 0.821	15:48:03.472					
2 -	1:12.178	+ 0.420	15:38:19.086	11 -	1:12.097	+ 0.339	15:49:15.569					
3 -	1:13.910	+ 2.152	15:39:32.996	12 -	1:11.925	+ 0.167	15:50:27.494					
4 -	1:14.371	+ 2.613	15:40:47.367	13 -	1:12.157	+ 0.399	15:51:39.651					
5 -	1:12.103	+ 0.345	15:41:59.470	14 -	1:12.380	+ 0.622	15:52:52.031					
6 -	1:13.424	+ 1.666	15:43:12.894	15 -	1:13.733	+ 1.975	15:54:05.764					
7 -	1:12.425	+ 0.667	15:44:25.319	16 -	1:12.235	+ 0.477	15:55:17.999					
8 -	1:12.784	+ 1.026	15:45:38.103	17 -	<b>1:11.758</b>		<b>15:56:29.757</b>					
9 -	1:12.790	+ 1.032	15:46:50.893									
<b>32</b>	<b>Charles PLUMLEY</b>						<b>Mazda MX5</b>					
1 -	1:17.748	+ 6.124	15:37:18.009	10 -	1:12.116	+ 0.492	15:48:07.036					
2 -	1:12.125	+ 0.501	15:38:30.134	11 -	1:11.850	+ 0.226	15:49:18.886					
3 -	<b>1:11.624</b>		<b>15:39:41.758</b>	12 -	1:17.657	+ 6.033	15:50:36.543					
4 -	1:12.705	+ 1.081	15:40:54.463	13 -	1:12.667	+ 1.043	15:51:49.210					
5 -	1:12.000	+ 0.376	15:42:06.463	14 -	1:12.649	+ 1.025	15:53:01.859					
6 -	1:11.807	+ 0.183	15:43:18.270	15 -	1:12.441	+ 0.817	15:54:14.300					
7 -	1:11.920	+ 0.296	15:44:30.190	16 -	1:12.448	+ 0.824	15:55:26.748					
8 -	1:13.102	+ 1.478	15:45:43.292	17 -	1:12.430	+ 0.806	15:56:39.178					
9 -	1:11.628	+ 0.004	15:46:54.920									
<b>69</b>	<b>Matt ROBINSON</b>						<b>Mazda MX5</b>					
1 -	1:13.761	+ 2.217	15:37:05.539	10 -	1:12.744	+ 1.200	15:48:05.485					

Pembrey  
 Circuit Length = 1.4560 miles  
 Start: 15:35 End: 15:56


Weather / Track : Bright / Dry

# Max 5 Championship

## QUALIFYING - RACE 5 - LAP ANALYSIS

2 -	1:13.375	+ 1.831	15:38:18.914	11 -	1:12.087	+ 0.543	15:49:17.572
3 -	1:13.879	+ 2.335	15:39:32.793	12 -	1:12.214	+ 0.670	15:50:29.786
4 -	1:14.459	+ 2.915	15:40:47.252	13 -	1:11.738	+ 0.194	15:51:41.524
5 -	1:14.386	+ 2.842	15:42:01.638	14 -	<b>1:11.544</b>		<b>15:52:53.068</b>
6 -	1:13.152	+ 1.608	15:43:14.790	15 -	1:12.831	+ 1.287	15:54:05.899
7 -	1:12.572	+ 1.028	15:44:27.362	16 -	1:12.659	+ 1.115	15:55:18.558
8 -	1:12.230	+ 0.686	15:45:39.592	17 -	1:12.010	+ 0.466	15:56:30.568
9 -	1:13.149	+ 1.605	15:46:52.741				
<b>78</b>	<b>Joachim RITTER</b>			<b>Mazda MX5</b>			
1 -	1:12.788	+ 1.442	15:37:08.700	10 -	1:17.501	+ 6.155	15:48:08.807
2 -	1:12.078	+ 0.732	15:38:20.778	11 -	1:12.466	+ 1.120	15:49:21.273
3 -	1:12.557	+ 1.211	15:39:33.335	12 -	1:11.548	+ 0.202	15:50:32.821
4 -	1:15.067	+ 3.721	15:40:48.402	13 -	1:12.157	+ 0.811	15:51:44.978
5 -	1:12.049	+ 0.703	15:42:00.451	14 -	1:11.784	+ 0.438	15:52:56.762
6 -	1:15.238	+ 3.892	15:43:15.689	15 -	1:11.939	+ 0.593	15:54:08.701
7 -	1:11.840	+ 0.494	15:44:27.529	16 -	<b>1:11.346</b>		<b>15:55:20.047</b>
8 -	1:11.842	+ 0.496	15:45:39.371	17 -	1:11.549	+ 0.203	15:56:31.596
9 -	1:11.935	+ 0.589	15:46:51.306				
<b>96</b>	<b>Mark PIERPOINT</b>			<b>Mazda MX5</b>			
1 -	1:24.875	+ 11.877	15:40:01.680	8 -	1:13.434	+ 0.436	15:48:49.598
2 -	1:14.759	+ 1.761	15:41:16.439	9 -	1:13.527	+ 0.529	15:50:03.125
3 -	1:13.064	+ 0.066	15:42:29.503	10 -	1:14.288	+ 1.290	15:51:17.413
4 -	1:13.014	+ 0.016	15:43:42.517	11 -	1:14.394	+ 1.396	15:52:31.807
5 -	1:13.420	+ 0.422	15:44:55.937	12 -	1:14.470	+ 1.472	15:53:46.277
6 -	1:13.503	+ 0.505	15:46:09.440	13 -	<b>1:12.998</b>		<b>15:54:59.275</b>
7 -	1:26.724	+ 13.726	15:47:36.164	14 -	1:13.186	+ 0.188	15:56:12.461

**Max 5 Championship**  
**RACE 1A - GRID**


ROW 5	1:13.104 20 Chris LOVETT	1:12.998 96 Mark PIERPOINT
ROW 4	1:11.758 29 Nick WRIGHT	1:11.624 32 Charles PLUMLEY
ROW 3	1:11.613 24 Jonathan HALLIWELL	1:11.544 69 Matt ROBINSON
ROW 2	1:11.346 78 Joachim RITTER	1:11.338 18 Paul SHEARD
ROW 1	1:11.161 3 Tom ROCHE	
<b>Pole</b>		
		

Pembrey  
 Circuit Length = 1.4560 miles

**These results are provisional until the conclusion of any judicial and technical matters.**

Clerk of Course :		Timekeeper :
-------------------	--	--------------

**Max 5 Championship**  
**RACE 5 - GRID**


ROW 5	1:13.104 20 Chris LOVETT	1:12.998 96 Mark PIERPOINT
ROW 4	1:11.758 29 Nick WRIGHT	1:11.624 32 Charles PLUMLEY
ROW 3	1:11.613 24 Jonathan HALLIWELL	1:11.544 69 Matt ROBINSON
ROW 2	1:11.346 78 Joachim RITTER	1:11.338 18 Paul SHEARD
ROW 1	1:11.161 3 Tom ROCHE	
<b>Pole</b>		
		

Pembrey  
Circuit Length = 1.4560 miles

**These results are provisional until the conclusion of any judicial and technical matters.**

Clerk of Course :		Timekeeper :
-------------------	--	--------------

**Max 5 Championship**  
**RACE 11 - GRID - AMENDED**

ROW 5	1:13.295 20 Chris LOVETT	81 Richard BRELAND
ROW 4	1:11.925 29 Nick WRIGHT	1:13.014 96 Mark PIERPOINT
ROW 3	1:11.809 18 Paul SHEARD	1:11.882 24 Jonathan HALLIWELL
ROW 2	1:11.628 32 Charles PLUMLEY	1:11.738 69 Matt ROBINSON
ROW 1	1:11.179 3 Tom ROCHE	1:11.548 78 Joachim RITTER
<b>Pole</b>		
		

Pembrey  
 Circuit Length = 1.4560 miles

**These results are provisional until the conclusion of any judicial and technical matters.**

Clerk of Course :		Timekeeper :
-------------------	--	--------------



# Max 5 Championship

## RACE 1A - CLASSIFICATION

POS	NO	CL	NAME	ENTRY	LAPS	TIME	GAP	DIFF	MPH	BEST	ON
1	78		Joachim RITTER	Mazda MX5	14	16:54.695			72.31	1:11.367	3
2	3		Tom ROCHE	Mazda MX5	14	16:55.398	0.703	0.703	72.26	1:11.476	4
3	24		Jonathan HALLIWELL	Mazda MX5	14	16:55.448	0.753	0.050	72.26	1:10.873	8
4	18		Paul SHEARD	Mazda MX5	14	16:55.827	1.132	0.379	72.23	1:11.158	4
5	69		Matt ROBINSON	Mazda MX5	14	16:58.241	3.546	2.414	72.06	1:11.260	9
6	29		Nick WRIGHT	Mazda MX5	14	16:58.750	4.055	0.509	72.03	1:11.482	4
7	32		Charles PLUMLEY	Mazda MX5	14	16:59.859	5.164	1.109	71.95	1:11.493	5
8	96		Mark PIERPOINT	Mazda MX5	14	17:18.346	23.651	18.487	70.67	1:12.252	5

### FASTEST LAP

24	Jonathan HALLIWELL	Mazda MX5	8	1:10.873	73.95 mph	119.02 kph
----	--------------------	-----------	---	----------	-----------	------------

Weather / Track : Bright / Dry

These results are provisional until the conclusion of any judicial and technical matters.

Pembrey  
 Circuit Length = 1.4560 miles  
 Start: 17:28 End: 17:45

Clerk of Course :		Timekeeper :
-------------------	--	--------------

**Max 5 Championship**  
**RACE 1A - LAP CHART**

Lap 1			Lap 2			Lap 3			Lap 4			Lap 5		
No	Behind	Laptime	No	Behind	Laptime	No	Behind	Laptime	No	Behind	Laptime	No	Behind	Laptime
3		1:17.350	3		1:11.558	3		1:11.625	3		1:11.476	18		1:11.880
18	0.741	1:18.091	18	0.601	1:11.418	18	0.622	1:11.646	18	0.304	1:11.158	3	0.583	1:12.767
78	1.713	1:19.063	78	2.038	1:11.883	78	1.780	1:11.367	78	1.674	1:11.370	78	1.146	1:11.656
69	1.953	1:19.303	69	2.610	1:12.215	69	2.935	1:11.950	69	3.493	1:12.034	69	3.043	1:11.734
32	2.130	1:19.480	32	3.443	1:12.871	24	3.206	1:11.171	24	3.919	1:12.189	24	3.210	1:11.475
24	2.801	1:20.151	24	3.660	1:12.417	32	3.576	1:11.758	32	4.236	1:12.136	32	3.545	1:11.493
29	2.940	1:20.290	29	5.419	1:14.037	29	5.523	1:11.729	29	5.529	1:11.482	29	4.951	1:11.606
96	3.252	1:20.602	96	5.832	1:14.138	96	6.695	1:12.488	96	8.037	1:12.818	96	8.105	1:12.252

**Max 5 Championship**  
**RACE 1A - LAP CHART**

Lap 6			Lap 7			Lap 8			Lap 9			Lap 10		
No	Behind	Laptime	No	Behind	Laptime	No	Behind	Laptime	No	Behind	Laptime	No	Behind	Laptime
3		1:12.189	3		1:12.225	3		1:12.037	3		1:11.962	78		1:12.435
18	0.154	1:12.926	18	0.676	1:12.747	78	0.453	1:11.583	78	0.101	1:11.610	3	0.123	1:12.659
78	0.473	1:12.099	78	0.907	1:12.659	18	0.608	1:11.969	18	0.308	1:11.662	18	0.552	1:12.780
24	2.949	1:12.511	24	2.377	1:11.653	24	1.213	1:10.873	24	0.771	1:11.520	24	0.596	1:12.361
69	3.530	1:13.259	69	3.363	1:12.058	69	2.765	1:11.439	69	2.063	1:11.260	69	0.852	1:11.325
32	3.653	1:12.880	32	3.614	1:12.186	29	3.547	1:11.644	29	3.486	1:11.901	29	2.658	1:11.708
29	3.868	1:11.689	29	3.940	1:12.297	32	4.210	1:12.633	32	4.109	1:11.861	32	3.339	1:11.766
96	8.391	1:13.058	96	9.187	1:13.021	96	16.799	1:19.649	96	18.750	1:13.913	96	19.246	1:13.032

**Max 5 Championship**  
**RACE 1A - LAP CHART**

Lap 11			Lap 12			Lap 13			Lap 14		
No	Behind	Laptime	No	Behind	Laptime	No	Behind	Laptime	No	Behind	Laptime
78		1:12.318	78		1:11.702	78		1:11.847	78		1:13.103
3	0.338	1:12.533	3	0.373	1:11.737	3	0.241	1:11.715	3	0.703	1:13.565
24	1.069	1:12.791	24	1.100	1:11.733	24	0.561	1:11.308	24	0.753	1:13.295
69	1.197	1:12.663	18	2.873	1:13.219	18	2.463	1:11.437	18	1.132	1:11.772
18	1.356	1:13.122	69	3.332	1:13.837	69	3.955	1:12.470	69	3.546	1:12.694
29	1.866	1:11.526	29	3.450	1:13.286	29	4.086	1:12.483	29	4.055	1:13.072
32	2.619	1:11.598	32	4.154	1:13.237	32	4.263	1:11.956	32	5.164	1:14.004
96	19.955	1:13.027	96	21.361	1:13.108	96	22.959	1:13.445	96	23.651	1:13.795

# Max 5 Championship

## RACE 5 - CLASSIFICATION

POS	NO	CL	NAME	ENTRY	LAPS	TIME	GAP	DIFF	MPH	BEST	ON
1	3		Tom ROCHE	Mazda MX5	14	16:45.927			72.94	1:11.208	4
2	18		Paul SHEARD	Mazda MX5	14	16:51.711	5.784	5.784	72.53	1:11.641	2
3	78		Joachim RITTER	Mazda MX5	14	16:51.977	6.050	0.266	72.51	1:11.518	6
4	69		Matt ROBINSON	Mazda MX5	14	16:56.359	10.432	4.382	72.20	1:11.355	2
5	29		Nick WRIGHT	Mazda MX5	14	17:03.290	17.363	6.931	71.71	1:10.863	3
6	81		Richard BRELAND	Mazda MX5	14	17:24.672	38.745	21.382	70.24	1:12.740	3
7	96		Mark PIERPOINT	Mazda MX5	14	17:25.628	39.701	0.956	70.18	1:12.943	14
8	20		Chris LOVETT	Mazda MX5	14	17:56.777	1:10.850	31.149	68.14	1:13.212	3
NOT CLASSIFIED											
DNF	24		Jonathan HALLIWELL	Mazda MX5	0						
DNF	32		Charles PLUMLEY	Mazda MX5	0						
FASTEST LAP											
	29		Nick WRIGHT	Mazda MX5	3	1:10.863			73.96 mph	119.03 kph	

Weather / Track : Bright / Dry  
 These results are provisional until the conclusion of any judicial and technical matters.

Pembrey  
 Circuit Length = 1.4560 miles  
 Start: 11:07 End: 11:25

Clerk of Course :		Timekeeper :
-------------------	--	--------------

**Max 5 Championship**  
**RACE 5 - LAP CHART**

Lap 1			Lap 2			Lap 3			Lap 4			Lap 5		
No	Behind	Laptime	No	Behind	Laptime	No	Behind	Laptime	No	Behind	Laptime	No	Behind	Laptime
3		1:15.944	3		1:11.343	3		1:11.233	3		1:11.208	3		1:11.589
18	1.278	1:17.222	18	1.576	1:11.641	18	2.547	1:12.204	18	3.493	1:12.154	18	3.620	1:11.716
78	1.593	1:17.537	78	2.020	1:11.770	78	2.979	1:12.192	78	3.807	1:12.036	78	4.122	1:11.904
69	2.362	1:18.306	69	2.374	1:11.355	69	3.973	1:12.832	69	5.152	1:12.387	69	5.742	1:12.179
29	4.227	1:20.171	29	4.454	1:11.570	29	4.084	1:10.863	29	5.332	1:12.456	29	5.947	1:12.204
96	8.452	1:24.396	96	10.896	1:13.787	96	13.593	1:13.930	96	16.247	1:13.862	96	19.171	1:14.513
20	10.652	1:26.596	20	12.905	1:13.596	20	14.884	1:13.212	81	17.288	1:13.227	20	19.677	1:13.593
81	11.426	1:27.370	81	13.762	1:13.679	81	15.269	1:12.740	20	17.673	1:13.997	81	19.907	1:14.208

**Max 5 Championship**  
**RACE 5 - LAP CHART**

Lap 6			Lap 7			Lap 8			Lap 9			Lap 10		
No	Behind	Laptime	No	Behind	Laptime	No	Behind	Laptime	No	Behind	Laptime	No	Behind	Laptime
3		1:11.554	3		1:11.551	3		1:11.932	3		1:11.483	3		1:11.513
18	3.730	1:11.664	18	4.114	1:11.935	18	4.253	1:12.071	18	4.547	1:11.777	18	5.002	1:11.968
78	4.086	1:11.518	78	4.365	1:11.830	78	4.546	1:12.113	78	4.830	1:11.767	78	5.375	1:12.058
69	7.130	1:12.942	69	7.569	1:11.990	69	7.735	1:12.098	69	8.130	1:11.878	69	8.477	1:11.860
29	7.229	1:12.836	29	7.718	1:12.040	29	11.234	1:15.448	29	12.421	1:12.670	29	13.358	1:12.450
20	22.569	1:14.446	20	24.410	1:13.392	81	26.961	1:13.984	81	29.417	1:13.939	81	31.712	1:13.808
81	23.618	1:15.265	81	24.909	1:12.842	96	28.595	1:13.895	96	31.041	1:13.929	96	33.216	1:13.688
96	24.564	1:16.947	96	26.632	1:13.619	20	33.147	1:20.669	20	54.229	1:32.565	20	57.482	1:14.766

**Max 5 Championship**  
**RACE 5 - LAP CHART**

Lap 11			Lap 12			Lap 13			Lap 14		
No	Behind	Laptime	No	Behind	Laptime	No	Behind	Laptime	No	Behind	Laptime
3		1:11.485	3		1:11.393	3		1:12.005	3		1:11.694
18	5.268	1:11.751	18	5.601	1:11.726	18	5.648	1:12.052	18	5.784	1:11.830
78	5.707	1:11.817	78	6.024	1:11.710	78	5.963	1:11.944	78	6.050	1:11.781
69	8.703	1:11.711	69	9.639	1:12.329	69	9.844	1:12.210	69	10.432	1:12.282
29	14.343	1:12.470	29	15.583	1:12.633	29	16.168	1:12.590	29	17.363	1:12.889
81	33.912	1:13.685	81	36.055	1:13.536	81	37.247	1:13.197	81	38.745	1:13.192
96	35.243	1:13.512	96	37.367	1:13.517	96	38.452	1:13.090	96	39.701	1:12.943
20	1:01.218	1:15.221	20	1:03.944	1:14.119	20	1:07.719	1:15.780	20	1:10.850	1:14.825



# Max 5 Championship

## RACE 11 - CLASSIFICATION

POS	NO	CL	NAME	ENTRY	LAPS	TIME	GAP	DIFF	MPH	BEST	ON
1	3		Tom ROCHE	Mazda MX5	14	16:47.413			72.84	1:11.121	2
2	18		Paul SHEARD	Mazda MX5	14	16:55.769	8.356	8.356	72.24	1:11.600	3
3	32		Charles PLUMLEY	Mazda MX5	14	17:06.538	19.125	10.769	71.48	1:11.893	4
4	29		Nick WRIGHT	Mazda MX5	14	17:06.720	19.307	0.182	71.47	1:11.996	4
5	69		Matt ROBINSON	Mazda MX5	14	17:06.871	19.458	0.151	71.46	1:11.927	4
6	78		Joachim RITTER	Mazda MX5	14	17:07.775	20.362	0.904	71.39	1:11.420	4
7	81		Richard BRELAND	Mazda MX5	14	17:11.842	24.429	4.067	71.11	1:11.926	3
8	96		Mark PIERPOINT	Mazda MX5	14	17:21.156	33.743	9.314	70.48	1:12.805	3
9	20		Chris LOVETT	Mazda MX5	14	17:21.520	34.107	0.364	70.45	1:12.641	4

### FASTEST LAP

3	Tom ROCHE	Mazda MX5	2	1:11.121	73.69 mph	118.60 kph
---	-----------	-----------	---	----------	-----------	------------

Weather / Track : Bright / Dry

These results are provisional until the conclusion of any judicial and technical matters.

Pembrey  
 Circuit Length = 1.4560 miles  
 Start: 15:16 End: 15:33

Clerk of Course :

Timekeeper :

**Max 5 Championship**  
**RACE 11 - LAP CHART**

Lap 1			Lap 2			Lap 3			Lap 4			Lap 5		
No	Behind	Laptime	No	Behind	Laptime	No	Behind	Laptime	No	Behind	Laptime	No	Behind	Laptime
3		1:16.849	3		1:11.121	3		1:11.264	3		1:11.162	3		1:11.301
18	3.225	1:20.074	18	3.948	1:11.844	18	4.284	1:11.600	18	4.805	1:11.683	18	5.333	1:11.829
69	3.614	1:20.463	69	5.561	1:13.068	29	6.420	1:12.059	29	7.254	1:11.996	29	8.188	1:12.235
29	3.792	1:20.641	29	5.625	1:12.954	32	6.873	1:12.291	32	7.604	1:11.893	32	8.652	1:12.349
32	4.711	1:21.560	32	5.846	1:12.256	69	7.298	1:13.001	69	8.063	1:11.927	69	8.986	1:12.224
96	5.340	1:22.189	96	7.149	1:12.930	96	8.690	1:12.805	96	10.364	1:12.836	81	12.559	1:12.547
20	6.523	1:23.372	81	9.648	1:13.956	81	10.310	1:11.926	81	11.313	1:12.165	78	13.188	1:12.627
78	6.663	1:23.512	20	10.143	1:14.741	78	11.604	1:12.607	78	11.862	1:11.420	96	13.516	1:14.453
81	6.813	1:23.662	78	10.261	1:14.719	20	12.570	1:13.691	20	14.049	1:12.641	20	16.785	1:14.037

**Max 5 Championship**  
**RACE 11 - LAP CHART**

Lap 6			Lap 7			Lap 8			Lap 9			Lap 10		
No	Behind	Laptime	No	Behind	Laptime	No	Behind	Laptime	No	Behind	Laptime	No	Behind	Laptime
3		1:11.323	3		1:11.597	3		1:11.858	3		1:11.586	3		1:11.808
18	6.596	1:12.586	18	6.944	1:11.945	18	7.365	1:12.279	18	7.717	1:11.938	18	7.867	1:11.958
29	9.053	1:12.188	29	9.866	1:12.410	29	10.526	1:12.518	29	11.244	1:12.304	29	13.307	1:13.346
32	9.534	1:12.205	32	10.095	1:12.158	32	10.779	1:12.542	32	11.769	1:12.576	29	13.413	1:13.977
69	9.991	1:12.328	69	10.658	1:12.264	69	11.330	1:12.530	69	12.076	1:12.332	69	13.521	1:13.253
78	13.644	1:11.779	78	14.095	1:12.048	78	14.347	1:12.110	78	14.875	1:12.114	78	15.251	1:12.184
81	13.987	1:12.751	81	15.741	1:13.351	81	16.425	1:12.542	81	17.690	1:12.851	81	19.450	1:13.568
96	17.464	1:15.271	96	19.313	1:13.446	96	21.674	1:14.219	96	23.697	1:13.609	96	25.337	1:13.448
20	19.401	1:13.939	20	21.409	1:13.605	20	22.784	1:13.233	20	24.380	1:13.182	20	25.970	1:13.398

**Max 5 Championship**  
**RACE 11 - LAP CHART**

Lap 11			Lap 12			Lap 13			Lap 14		
No	Behind	Laptime	No	Behind	Laptime	No	Behind	Laptime	No	Behind	Laptime
3		1:11.741	3		1:11.580	3		1:11.895	3		1:12.328
18	8.010	1:11.884	18	8.465	1:12.035	18	8.569	1:11.999	18	8.356	1:12.115
32	15.102	1:13.536	32	16.974	1:13.452	32	18.049	1:12.970	32	19.125	1:13.404
29	15.272	1:13.600	29	17.716	1:14.024	29	18.177	1:12.356	29	19.307	1:13.458
69	15.670	1:13.890	69	17.977	1:13.887	69	19.086	1:13.004	69	19.458	1:12.700
78	15.732	1:12.222	78	18.074	1:13.922	78	19.299	1:13.120	78	20.362	1:13.391
81	20.663	1:12.954	81	22.351	1:13.268	81	23.510	1:13.054	81	24.429	1:13.247
96	27.608	1:14.012	96	30.444	1:14.416	96	32.429	1:13.880	96	33.743	1:13.642
20	27.736	1:13.507	20	30.724	1:14.568	20	33.160	1:14.331	20	34.107	1:13.275

**The Track & Race Car Pre 93 Touring Car Championship**  
**QUALIFYING - RACE 6 - CLASSIFICATION**

POS	NO	CL	NAME	ENTRY	TIME	ON	LAPS	GAP	DIFF	MPH
1	7	D	<b>Roger STANFORD</b>	Lotus Cortina MK1	<b>1:06.750</b>	4	15			78.52
2	3	B	<b>Mark OSBORNE</b>	Mitsubishi Starion	<b>1:07.560</b>	15	16	<b>0.810</b>	0.810	77.58
3	67	B	<b>Leslie JOHNSON</b>	BMW M3	<b>1:07.848</b>	3	8	<b>1.098</b>	0.288	77.25
4	66	B	<b>Andy DAVIES</b>	BMW M3	<b>1:08.169</b>	11	15	<b>1.419</b>	0.321	76.89
5	55	A	<b>David HOWARD</b>	Jaguar XJ12	<b>1:08.726</b>	5	15	<b>1.976</b>	0.557	76.26
6	17	E	<b>Carl BENNETT</b>	Honda Civic	<b>1:09.237</b>	6	15	<b>2.487</b>	0.511	75.70
7	45	C	<b>Len SIMPSON</b>	Volkswagon Vento VR6	<b>1:09.316</b>	6	16	<b>2.566</b>	0.079	75.61
8	10	A	<b>David SCRIVEN</b>	Toyota Supra	<b>1:09.546</b>	10	12	<b>2.796</b>	0.230	75.36
9	4	B	<b>Tim SCOTT ANDREWS</b>	Rover Vitesse	<b>1:10.043</b>	5	14	<b>3.293</b>	0.497	74.83
10	31	E	<b>Stuart MACMASTER</b>	Honda Civic	<b>1:12.490</b>	13	16	<b>5.740</b>	2.447	72.30
11	15	E	<b>Philip BENDALL</b>	Ford Fiesta	<b>1:13.080</b>	4	8	<b>6.330</b>	0.590	71.72
12	90	C	<b>Glynn ALLEN</b>	BMW M3 E30	<b>1:13.215</b>	13	15	<b>6.465</b>	0.135	71.59
13	91	D	<b>James SOBEY</b>	Renault Clio	<b>1:14.576</b>	11	16	<b>7.826</b>	1.361	70.28
14	65	E	<b>Evan MORRIS</b>	Ford Fiesta XR2	<b>1:14.592</b>	11	14	<b>7.842</b>	0.016	70.27
15	11	E	<b>David HILL</b>	Honda CRX	<b>1:15.681</b>	2	15	<b>8.931</b>	1.089	69.25

Car 7 Please fit timing transponder

Weather / Track : Bright / Dry

These results are provisional until the conclusion of any judicial and technical matters.

Pembrey  
 Circuit Length = 1.4560 miles  
 Start: 16:06 End: 16:28

Clerk of Course :	Timekeeper :
-------------------	--------------

# The Track & Race Car Pre 93 Touring Car Championship

## QUALIFYING - RACE 6 - LAP ANALYSIS

<b>3</b>	<b>Mark OSBORNE</b>		Mitsubishi Starion				
1 -	1:15.647	+ 8.087	16:09:08.681	9 -	1:08.599	+ 1.039	16:18:22.780
2 -	1:14.634	+ 7.074	16:10:23.315	10 -	1:07.912	+ 0.352	16:19:30.692
3 -	1:09.249	+ 1.689	16:11:32.564	11 -	1:08.170	+ 0.610	16:20:38.862
4 -	1:08.109	+ 0.549	16:12:40.673	12 -	1:07.952	+ 0.392	16:21:46.814
5 -	1:08.260	+ 0.700	16:13:48.933	13 -	1:07.931	+ 0.371	16:22:54.745
6 -	1:07.953	+ 0.393	16:14:56.886	14 -	1:07.859	+ 0.299	16:24:02.604
7 -	1:08.769	+ 1.209	16:16:05.655	15 -	<b>1:07.560</b>		<b>16:25:10.164</b>
8 -	1:08.526	+ 0.966	16:17:14.181	16 -	1:45.991 P	+ 38.431	16:26:56.155
<b>4</b>	<b>Tim SCOTT ANDREWS</b>		Rover Vitesse				
1 -	1:14.265	+ 4.222	16:09:02.792	8 -	1:11.241	+ 1.198	16:17:28.441
2 -	1:13.841	+ 3.798	16:10:16.633	9 -	1:11.241	+ 1.198	16:18:39.682
3 -	1:13.241	+ 3.198	16:11:29.874	10 -	1:12.325	+ 2.282	16:19:52.007
4 -	1:13.348	+ 3.305	16:12:43.222	11 -	1:11.547	+ 1.504	16:21:03.554
5 -	<b>1:10.043</b>		<b>16:13:53.265</b>	12 -	1:10.922	+ 0.879	16:22:14.476
6 -	1:12.100	+ 2.057	16:15:05.365	13 -	1:10.921	+ 0.878	16:23:25.397
7 -	1:11.835	+ 1.792	16:16:17.200	14 -	1:22.472 P	+ 12.429	16:24:47.869
<b>7</b>	<b>Roger STANFORD</b>		Lotus Cortina MK1				
1 -	1:11.035	+ 4.285	16:08:45.877	9 -	1:08.478	+ 1.728	16:17:55.112
2 -	1:09.680	+ 2.930	16:09:55.557	10 -	1:09.406	+ 2.656	16:19:04.518
3 -	1:10.409	+ 3.659	16:11:05.966	11 -	1:08.648	+ 1.898	16:20:13.166
4 -	<b>1:06.750</b>		<b>16:12:12.716</b>	12 -	1:07.522	+ 0.772	16:21:20.688
5 -	1:08.607	+ 1.857	16:13:21.323	13 -	1:08.596	+ 1.846	16:22:29.284
6 -	1:08.933	+ 2.183	16:14:30.256	14 -	1:07.944	+ 1.194	16:23:37.228
7 -	1:07.671	+ 0.921	16:15:37.927	15 -	1:08.026	+ 1.276	16:24:45.254
8 -	1:08.707	+ 1.957	16:16:46.634				
<b>10</b>	<b>David SCRIVEN</b>		Toyota Supra				
1 -	1:20.090	+ 10.544	16:09:07.588	7 -	1:10.397	+ 0.851	16:16:15.282
2 -	1:12.671	+ 3.125	16:10:20.259	8 -	1:11.427	+ 1.881	16:17:26.709
3 -	1:11.909	+ 2.363	16:11:32.168	9 -	1:09.898	+ 0.352	16:18:36.607
4 -	1:12.065	+ 2.519	16:12:44.233	10 -	<b>1:09.546</b>		<b>16:19:46.153</b>
5 -	1:09.723	+ 0.177	16:13:53.956	11 -	1:10.077	+ 0.531	16:20:56.230
6 -	1:10.929	+ 1.383	16:15:04.885	12 -	2:09.347 P	+ 59.801	16:23:05.577
<b>11</b>	<b>David HILL</b>		Honda CRX				
1 -	1:16.547	+ 0.866	16:09:10.406	9 -	1:18.185	+ 2.504	16:19:28.233
2 -	<b>1:15.681</b>		<b>16:10:26.087</b>	10 -	1:18.707	+ 3.026	16:20:46.940
3 -	1:16.133	+ 0.452	16:11:42.220	11 -	1:17.755	+ 2.074	16:22:04.695
4 -	1:17.426	+ 1.745	16:12:59.646	12 -	1:16.624	+ 0.943	16:23:21.319
5 -	1:15.881	+ 0.200	16:14:15.527	13 -	1:16.500	+ 0.819	16:24:37.819
6 -	1:17.608	+ 1.927	16:15:33.135	14 -	1:16.331	+ 0.650	16:25:54.150
7 -	1:18.676	+ 2.995	16:16:51.811	15 -	1:43.571 P	+ 27.890	16:27:37.721
8 -	1:18.237	+ 2.556	16:18:10.048				
<b>15</b>	<b>Philip BENDALL</b>		Ford Fiesta				
1 -	1:18.570	+ 5.490	16:08:44.358	5 -	1:13.483	+ 0.403	16:13:38.809
2 -	1:14.247	+ 1.167	16:09:58.605	6 -	1:15.327	+ 2.247	16:14:54.136
3 -	1:13.641	+ 0.561	16:11:12.246	7 -	1:14.823	+ 1.743	16:16:08.959
4 -	<b>1:13.080</b>		<b>16:12:25.326</b>	8 -	1:33.351 P	+ 20.271	16:17:42.310
<b>17</b>	<b>Carl BENNETT</b>		Honda Civic				
1 -	1:13.124	+ 3.887	16:09:04.234	9 -	2:02.783	+ 53.546	16:19:43.457
2 -	1:11.706	+ 2.469	16:10:15.940	10 -	1:09.636	+ 0.399	16:20:53.093
3 -	1:10.092	+ 0.855	16:11:26.032	11 -	1:12.547	+ 3.310	16:22:05.640
4 -	1:10.026	+ 0.789	16:12:36.058	12 -	1:13.907	+ 4.670	16:23:19.547
5 -	1:09.453	+ 0.216	16:13:45.511	13 -	1:16.022	+ 6.785	16:24:35.569
6 -	<b>1:09.237</b>		<b>16:14:54.748</b>	14 -	1:22.812	+ 13.575	16:25:58.381
7 -	1:10.390	+ 1.153	16:16:05.138	15 -	1:23.080	+ 13.843	16:27:21.461
8 -	1:35.536 P	+ 26.299	16:17:40.674				

Pembrey  
Circuit Length = 1.4560 miles  
Start: 16:06 End: 16:28

Weather / Track : Bright / Dry

# The Track & Race Car Pre 93 Touring Car Championship

## QUALIFYING - RACE 6 - LAP ANALYSIS

<b>31</b>	<b>Stuart MACMASTER</b>		Honda Civic				
1 -	1:19.374	+ 6.884	16:08:59.970	9 -	1:14.804	+ 2.314	16:18:56.203
2 -	1:17.746	+ 5.256	16:10:17.716	10 -	1:15.030	+ 2.540	16:20:11.233
3 -	1:16.865	+ 4.375	16:11:34.581	11 -	1:15.891	+ 3.401	16:21:27.124
4 -	1:13.381	+ 0.891	16:12:47.962	12 -	1:13.406	+ 0.916	16:22:40.530
5 -	1:13.261	+ 0.771	16:14:01.223	13 -	<b>1:12.490</b>		<b>16:23:53.020</b>
6 -	1:12.765	+ 0.275	16:15:13.988	14 -	1:12.787	+ 0.297	16:25:05.807
7 -	1:14.270	+ 1.780	16:16:28.258	15 -	1:17.353	+ 4.863	16:26:23.160
8 -	1:13.141	+ 0.651	16:17:41.399	16 -	1:12.510	+ 0.020	16:27:35.670
<b>45</b>	<b>Len SIMPSON</b>		Volkswagon Vento VR6				
1 -	1:25.323	+ 16.007	16:09:25.445	9 -	1:09.609	+ 0.293	16:18:55.105
2 -	1:09.616	+ 0.300	16:10:35.061	10 -	1:19.830	+ 10.514	16:20:14.935
3 -	1:10.116	+ 0.800	16:11:45.177	11 -	1:10.691	+ 1.375	16:21:25.626
4 -	1:21.292	+ 11.976	16:13:06.469	12 -	1:09.918	+ 0.602	16:22:35.544
5 -	1:09.508	+ 0.192	16:14:15.977	13 -	1:10.282	+ 0.966	16:23:45.826
6 -	<b>1:09.316</b>		<b>16:15:25.293</b>	14 -	1:10.123	+ 0.807	16:24:55.949
7 -	1:10.195	+ 0.879	16:16:35.488	15 -	1:10.573	+ 1.257	16:26:06.522
8 -	1:10.008	+ 0.692	16:17:45.496	16 -	1:09.673	+ 0.357	16:27:16.195
<b>55</b>	<b>David HOWARD</b>		Jaguar XJ12				
1 -	1:14.539	+ 5.813	16:09:01.407	9 -	1:09.388	+ 0.662	16:18:19.255
2 -	1:11.753	+ 3.027	16:10:13.160	10 -	1:09.843	+ 1.117	16:19:29.098
3 -	1:10.045	+ 1.319	16:11:23.205	11 -	1:09.468	+ 0.742	16:20:38.566
4 -	1:09.368	+ 0.642	16:12:32.573	12 -	1:10.479	+ 1.753	16:21:49.045
5 -	<b>1:08.726</b>		<b>16:13:41.299</b>	13 -	1:26.965	+ 18.239	16:23:16.010
6 -	1:10.226	+ 1.500	16:14:51.525	14 -	1:30.738	+ 22.012	16:24:46.748
7 -	1:09.505	+ 0.779	16:16:01.030	15 -	1:36.234 P	+ 27.508	16:26:22.982
8 -	1:08.837	+ 0.111	16:17:09.867				
<b>65</b>	<b>Evan MORRIS</b>		Ford Fiesta XR2				
1 -	1:18.800	+ 4.208	16:08:57.967	8 -	1:16.021	+ 1.429	16:17:49.751
2 -	1:15.190	+ 0.598	16:10:13.157	9 -	1:15.888	+ 1.296	16:19:05.639
3 -	1:18.837	+ 4.245	16:11:31.994	10 -	1:14.742	+ 0.150	16:20:20.381
4 -	1:16.767	+ 2.175	16:12:48.761	11 -	<b>1:14.592</b>		<b>16:21:34.973</b>
5 -	1:14.648	+ 0.056	16:14:03.409	12 -	1:15.339	+ 0.747	16:22:50.312
6 -	1:15.260	+ 0.668	16:15:18.669	13 -	1:18.362	+ 3.770	16:24:08.674
7 -	1:15.061	+ 0.469	16:16:33.730	14 -	1:45.383 P	+ 30.791	16:25:54.057
<b>66</b>	<b>Andy DAVIES</b>		BMW M3				
1 -	1:23.844	+ 15.675	16:09:21.867	9 -	1:08.235	+ 0.066	16:18:42.077
2 -	1:16.889	+ 8.720	16:10:38.756	10 -	1:09.660	+ 1.491	16:19:51.737
3 -	1:09.996	+ 1.827	16:11:48.752	11 -	<b>1:08.169</b>		<b>16:20:59.906</b>
4 -	1:09.359	+ 1.190	16:12:58.111	12 -	1:08.213	+ 0.044	16:22:08.119
5 -	1:10.546	+ 2.377	16:14:08.657	13 -	1:08.523	+ 0.354	16:23:16.642
6 -	1:08.457	+ 0.288	16:15:17.114	14 -	1:08.306	+ 0.137	16:24:24.948
7 -	1:08.449	+ 0.280	16:16:25.563	15 -	1:32.522 P	+ 24.353	16:25:57.470
8 -	1:08.279	+ 0.110	16:17:33.842				
<b>67</b>	<b>Leslie JOHNSON</b>		BMW M3				
1 -	1:13.490	+ 5.642	16:08:40.667	5 -	1:16.576	+ 8.728	16:13:21.501
2 -	1:08.163	+ 0.315	16:09:48.830	6 -	1:08.069	+ 0.221	16:14:29.570
3 -	<b>1:07.848</b>		<b>16:10:56.678</b>	7 -	1:42.424	+ 34.576	16:16:11.994
4 -	1:08.247	+ 0.399	16:12:04.925	8 -	1:33.476 P	+ 25.628	16:17:45.470
<b>90</b>	<b>Glynn ALLEN</b>		BMW M3 E30				
1 -	1:17.803	+ 4.588	16:09:14.215	9 -	1:13.886	+ 0.671	16:19:14.619
2 -	1:15.296	+ 2.081	16:10:29.511	10 -	1:14.033	+ 0.818	16:20:28.652
3 -	1:14.805	+ 1.590	16:11:44.316	11 -	1:13.951	+ 0.736	16:21:42.603
4 -	1:15.675	+ 2.460	16:12:59.991	12 -	1:13.981	+ 0.766	16:22:56.584
5 -	1:15.931	+ 2.716	16:14:15.922	13 -	<b>1:13.215</b>		<b>16:24:09.799</b>
6 -	1:14.892	+ 1.677	16:15:30.814	14 -	1:13.976	+ 0.761	16:25:23.775
7 -	1:14.387	+ 1.172	16:16:45.201	15 -	1:35.956 P	+ 22.741	16:26:59.731

Pembrey  
Circuit Length = 1.4560 miles  
Start: 16:06 End: 16:28

Weather / Track : Bright / Dry


**The Track & Race Car Pre 93 Touring Car Championship**  
**QUALIFYING - RACE 6 - LAP ANALYSIS**

<b>8</b> -	1:15.532	+ 2.317	16:18:00.733				
<b>91</b>	<b>James SOBEY</b>		<b>Renault Clio</b>				
<b>1</b> -	1:23.047	+ 8.471	16:08:49.837	<b>9</b> -	1:15.009	+ 0.433	16:19:06.391
<b>2</b> -	1:18.809	+ 4.233	16:10:08.646	<b>10</b> -	1:15.073	+ 0.497	16:20:21.464
<b>3</b> -	1:19.872	+ 5.296	16:11:28.518	<b>11</b> -	<b>1:14.576</b>		<b>16:21:36.040</b>
<b>4</b> -	1:17.903	+ 3.327	16:12:46.421	<b>12</b> -	1:14.927	+ 0.351	16:22:50.967
<b>5</b> -	1:16.315	+ 1.739	16:14:02.736	<b>13</b> -	1:16.921	+ 2.345	16:24:07.888
<b>6</b> -	1:17.171	+ 2.595	16:15:19.907	<b>14</b> -	1:15.387	+ 0.811	16:25:23.275
<b>7</b> -	1:16.003	+ 1.427	16:16:35.910	<b>15</b> -	1:19.031	+ 4.455	16:26:42.306
<b>8</b> -	1:15.472	+ 0.896	16:17:51.382	<b>16</b> -	1:16.769	+ 2.193	16:27:59.075



# The Track & Race Car Pre 93 Touring Car Championship

## RACE 6 - GRID

ROW 8	1:15.681 11 David HILL	1:14.592 65 Evan MORRIS
ROW 7	1:14.576 91 James SOBEY	1:13.215 90 Glynn ALLEN
ROW 6	1:13.080 15 Philip BENDALL	1:12.490 31 Stuart MACMASTER
ROW 5	1:10.043 4 Tim SCOTT ANDREWS	1:09.546 10 David SCRIVEN
ROW 4	1:09.316 45 Len SIMPSON	1:09.237 17 Carl BENNETT
ROW 3	1:08.726 55 David HOWARD	1:08.169 66 Andy DAVIES
ROW 2	1:07.848 67 Leslie JOHNSON	1:07.560 3 Mark OSBORNE
ROW 1	1:06.750 7 Roger STANFORD	
<b>Pole</b>		
		

Pembrey  
Circuit Length = 1.4560 miles

**These results are provisional until the conclusion of any judicial and technical matters.**

Clerk of Course :		Timekeeper :
-------------------	--	--------------

# The Track & Race Car Pre 93 Touring Car Championship

## RACE 6 - CLASSIFICATION

POS	NO	CL	NAME	ENTRY	LAPS	TIME	GAP	DIFF	MPH	BEST	ON
1	7	D	<b>Roger STANFORD</b>	Lotus Cortina MK1	14	15:47.946			77.41	1:06.254	2
2	3	B	<b>Mark OSBORNE</b>	Mitsubishi Starion	14	15:50.179	<b>2.233</b>	2.233	77.22	1:06.391	3
3	66	B	<b>Andy DAVIES</b>	BMW M3	14	15:54.100	<b>6.154</b>	3.921	76.91	1:07.023	3
4	55	A	<b>David HOWARD</b>	Jaguar XJ12	14	16:15.989	<b>28.043</b>	21.889	75.18	1:08.405	3
5	67	B	<b>Leslie JOHNSON</b>	BMW M3	14	16:16.350	<b>28.404</b>	0.361	75.15	1:08.527	9
6	10	A	<b>David SCRIVEN</b>	Toyota Supra	14	16:22.833	<b>34.887</b>	6.483	74.66	1:08.878	7
7	45	C	<b>Len SIMPSON</b>	Volkswagon Vento VR6	14	16:27.183	<b>39.237</b>	4.350	74.33	1:09.148	11
8	17	E	<b>Carl BENNETT</b>	Honda Civic	14	16:38.326	<b>50.380</b>	11.143	73.50	1:09.339	3
9	31	E	<b>Stuart MACMASTER</b>	Honda Civic	13	15:52.028	<b>1 lap</b>	1 lap	71.57	1:11.926	11
10	90	C	<b>Glynn ALLEN</b>	BMW M3 E30	13	16:03.587	<b>1 lap</b>	11.559	70.71	1:12.485	3
11	91	D	<b>James SOBEY</b>	Renault Clio	13	16:23.557	<b>1 lap</b>	19.970	69.27	1:13.502	6
12	15	E	<b>Philip BENDALL</b>	Ford Fiesta	13	16:36.443	<b>1 lap</b>	12.886	68.38	1:12.821	2
13	11	E	<b>David HILL</b>	Honda CRX	13	16:40.401	<b>1 lap</b>	3.958	68.11	1:12.935	3

### FASTEST LAP

3	B	<b>Mark OSBORNE</b>	Mitsubishi Starion	3	1:06.391	78.95 mph	127.05 kph
7	D	<b>Roger STANFORD</b>	Lotus Cortina MK1	2	1:06.254	79.11 mph	127.32 kph
55	A	<b>David HOWARD</b>	Jaguar XJ12	3	1:08.405	76.62 mph	123.31 kph
17	E	<b>Carl BENNETT</b>	Honda Civic	3	1:09.339	75.59 mph	121.65 kph
45	C	<b>Len SIMPSON</b>	Volkswagon Vento VR6	11	1:09.148	75.80 mph	121.99 kph

Weather / Track : Bright / Dry

These results are provisional until the conclusion of any judicial and technical matters.

Pembrey  
Circuit Length = 1.4560 miles  
Start: 11:40 End: 11:57

Clerk of Course :		Timekeeper :
-------------------	--	--------------

# The Track & Race Car Pre 93 Touring Car Championship

## RACE 6 - LAP CHART

Lap 1			Lap 2			Lap 3			Lap 4			Lap 5		
No	Behind	Laptime	No	Behind	Laptime	No	Behind	Laptime	No	Behind	Laptime	No	Behind	Laptime
7		1:12.466	7		1:06.254	7		1:06.811	7		1:06.850	7		1:07.116
66	0.413	1:12.879	66	1.443	1:07.284	66	1.655	1:07.023	66	2.701	1:07.896	66	2.670	1:07.085
67	0.868	1:13.334	3	2.531	1:07.177	3	2.111	1:06.391	3	3.270	1:08.009	3	3.217	1:07.063
3	1.608	1:14.074	67	4.893	1:10.279	67	7.016	1:08.934	55	10.014	1:08.958	55	12.346	1:09.448
55	3.644	1:16.110	55	6.312	1:08.922	55	7.906	1:08.405	67	12.129	1:11.963	67	14.078	1:09.065
17	4.206	1:16.672	10	11.249	1:12.756	10	14.014	1:09.576	10	16.643	1:09.479	10	18.504	1:08.977
10	4.747	1:17.213	17	12.246	1:14.294	17	14.774	1:09.339	17	17.517	1:09.593	17	19.877	1:09.476
45	5.084	1:17.550	45	13.450	1:14.620	45	15.825	1:09.186	45	18.155	1:09.180	45	20.801	1:09.762
31	8.690	1:21.156	31	15.036	1:12.600	31	20.592	1:12.367	31	26.055	1:12.313	31	31.654	1:12.715
15	10.178	1:22.644	15	16.745	1:12.821	15	23.186	1:13.252	15	29.651	1:13.315	90	37.056	1:13.910
90	11.817	1:24.283	90	18.331	1:12.768	90	24.005	1:12.485	90	30.262	1:13.107	15	37.255	1:14.720
11	12.038	1:24.504	11	18.766	1:12.982	11	24.890	1:12.935	91	37.859	1:14.792	91	44.888	1:14.145
91	13.732	1:26.198	91	22.261	1:14.783	91	29.917	1:14.467	11	54.587	1:36.547	11	1:02.707	1:15.236

# The Track & Race Car Pre 93 Touring Car Championship

## RACE 6 - LAP CHART

Lap 6			Lap 7			Lap 8			Lap 9			Lap 10		
No	Behind	Laptime	No	Behind	Laptime	No	Behind	Laptime	No	Behind	Laptime	No	Behind	Laptime
7		1:06.924	7		1:07.414	7		1:06.907	7		1:07.219	7		1:08.249
66	2.828	1:07.082	66	3.040	1:07.626	66	3.776	1:07.643	3	4.663	1:07.868	66	4.396	1:07.741
3	3.180	1:06.887	3	3.615	1:07.849	3	4.014	1:07.306	66	4.904	1:08.347	3	4.693	1:08.279
55	14.272	1:08.850	11	1 LAP	1:16.267	11	1 LAP	1:14.108	11	1 LAP	1:13.512	91	1 LAP	1:17.854
67	15.954	1:08.800	55	15.577	1:08.719	55	17.989	1:09.319	55	19.941	1:09.171	55	21.171	1:09.479
10	20.512	1:08.932	67	17.349	1:08.809	67	19.926	1:09.484	67	21.234	1:08.527	67	22.155	1:09.170
17	22.327	1:09.374	10	21.976	1:08.878	10	24.075	1:09.006	10	26.940	1:10.084	11	1 LAP	1:15.999
45	23.062	1:09.185	17	24.839	1:09.926	17	27.612	1:09.680	45	31.251	1:10.291	10	28.520	1:09.829
31	37.571	1:12.841	45	25.397	1:09.749	45	28.179	1:09.689	17	31.897	1:11.504	45	32.545	1:09.543
90	43.399	1:13.267	31	43.172	1:13.015	31	48.738	1:12.473	31	54.023	1:12.504	17	33.566	1:09.918
15	44.114	1:13.783	90	48.834	1:12.849	90	55.184	1:13.257	90	1:00.772	1:12.807	31	58.061	1:12.287
91	51.466	1:13.502	15	49.943	1:13.243	15	58.683	1:15.647	15	1:06.370	1:14.906	90	1:05.389	1:12.866
			91	58.271	1:14.219	91	1:05.635	1:14.271						


# The Track & Race Car Pre 93 Touring Car Championship

## RACE 6 - LAP CHART

Lap 11			Lap 12			Lap 13			Lap 14		
No	Behind	Laptime	No	Behind	Laptime	No	Behind	Laptime	No	Behind	Laptime
7		1:07.761	7		1:07.744	7		1:07.776	7		1:08.455
3	5.125	1:08.193	3	4.134	1:06.753	3	3.312	1:06.954	3	2.233	1:07.376
66	6.139	1:09.504	90	1 LAP	1:15.512	66	6.471	1:08.104	31	1 LAP	1:13.697
15	1 LAP	1:16.445	66	6.143	1:07.748	90	1 LAP	1:13.267	66	6.154	1:08.138
91	1 LAP	1:13.860	15	1 LAP	1:14.520	55	25.708	1:09.795	90	1 LAP	1:13.209
55	22.258	1:08.848	91	1 LAP	1:14.156	67	26.076	1:09.201	55	28.043	1:10.790
67	23.440	1:09.046	55	23.689	1:09.175	15	1 LAP	1:23.759	67	28.404	1:10.783
10	30.341	1:09.582	67	24.651	1:08.955	91	1 LAP	1:16.953	10	34.887	1:09.866
11	1 LAP	1:15.219	10	31.532	1:08.935	10	33.476	1:09.720	91	1 LAP	1:14.357
45	33.932	1:09.148	45	36.030	1:09.842	45	37.621	1:09.367	45	39.237	1:10.071
17	35.791	1:09.986	17	38.563	1:10.516	17	44.698	1:13.911	15	1 LAP	1:27.388
31	1:02.226	1:11.926	11	1 LAP	1:14.363	11	1 LAP	1:14.446	17	50.380	1:14.137
			31	1:06.616	1:12.134				11	1 LAP	1:14.283

# The Track & Race Car Pre 93 Touring Car Championship

## RACE 12 - GRID

ROW 7	11 David HILL	15 Philip BENDALL
ROW 6	91 James SOBEY	90 Glynn ALLEN
ROW 5	31 Stuart MACMASTER	17 Carl BENNETT
ROW 4	45 Len SIMPSON	10 David SCRIVEN
ROW 3	67 Leslie JOHNSON	55 David HOWARD
ROW 2	66 Andy DAVIES	3 Mark OSBORNE
ROW 1	7 Roger STANFORD	
<b>Pole</b>		
		

Pembrey  
Circuit Length = 1.4560 miles

**These results are provisional until the conclusion of any judicial and technical matters.**

Clerk of Course :

Timekeeper :

# The Track & Race Car Pre 93 Touring Car Championship

## RACE 12 - CLASSIFICATION

POS	NO	CL	NAME	ENTRY	LAPS	TIME	GAP	DIFF	MPH	BEST	ON
1	3	B	Mark OSBORNE	Mitsubishi Starion	14	16:05.596			75.99	1:07.658	4
2	7	D	Roger STANFORD	Lotus Cortina MK1	14	16:06.151	0.555	0.555	75.95	1:06.344	5
3	10	A	David SCRIVEN	Toyota Supra	14	16:17.241	11.645	11.090	75.09	1:08.634	7
4	55	A	David HOWARD	Jaguar XJ12	14	16:21.517	15.921	4.276	74.76	1:08.398	2
5	45	C	Len SIMPSON	Volkswagon Vento VR6	14	16:21.745	16.149	0.228	74.74	1:08.282	4
6	17	E	Carl BENNETT	Honda Civic	14	16:40.431	34.835	18.686	73.35	1:09.711	2
7	31	E	Stuart MACMASTER	Honda Civic	14	16:59.382	53.786	18.951	71.98	1:11.658	13
8	90	C	Glynn ALLEN	BMW M3 E30	13	16:07.946	1 lap	1 lap	70.39	1:12.941	4
9	11	E	David HILL	Honda CRX	13	16:10.747	1 lap	2.801	70.19	1:12.799	2
10	91	D	James SOBEY	Renault Clio	13	16:11.338	1 lap	0.591	70.15	1:13.043	9
NOT CLASSIFIED											
DNF	67	B	Leslie JOHNSON	BMW M3	13	15:10.870	1 lap		74.80	1:08.689	5
FASTEST LAP											
3	B	Mark OSBORNE	Mitsubishi Starion	4	1:07.658	77.47 mph	124.67 kph				
7	D	Roger STANFORD	Lotus Cortina MK1	5	1:06.344	79.00 mph	127.14 kph				
55	A	David HOWARD	Jaguar XJ12	2	1:08.398	76.63 mph	123.32 kph				
17	E	Carl BENNETT	Honda Civic	2	1:09.711	75.19 mph	121.00 kph				
45	C	Len SIMPSON	Volkswagon Vento VR6	4	1:08.282	76.76 mph	123.53 kph				

Weather / Track : Cloudy / Dry

These results are provisional until the conclusion of any judicial and technical matters.

Pembrey  
Circuit Length = 1.4560 miles  
Start: 15:42 End: 16:00

Clerk of Course :		Timekeeper :
-------------------	--	--------------

# The Track & Race Car Pre 93 Touring Car Championship

## RACE 12 - LAP CHART

Lap 1			Lap 2			Lap 3			Lap 4			Lap 5		
No	Behind	Laptime	No	Behind	Laptime	No	Behind	Laptime	No	Behind	Laptime	No	Behind	Laptime
7		1:12.673	3		1:09.348	3		1:08.455	3		1:07.658	3		1:08.422
3	0.439	1:13.112	55	0.740	1:08.398	55	2.003	1:09.718	55	3.068	1:08.723	55	3.850	1:09.204
55	2.129	1:14.802	10	2.196	1:09.136	10	2.572	1:08.831	10	3.559	1:08.645	10	4.163	1:09.026
10	2.847	1:15.520	67	2.725	1:09.337	67	2.983	1:08.713	67	4.187	1:08.862	67	4.454	1:08.689
67	3.175	1:15.848	45	3.614	1:09.600	45	4.380	1:09.221	45	5.004	1:08.282	45	5.124	1:08.542
45	3.801	1:16.474	17	5.015	1:09.711	17	6.902	1:10.342	7	8.452	1:06.810	7	6.374	1:06.344
17	5.091	1:17.764	7	10.357	1:20.144	7	9.300	1:07.398	17	9.358	1:10.114	17	11.387	1:10.451
31	8.736	1:21.409	31	11.025	1:12.076	31	15.103	1:12.533	31	20.485	1:13.040	31	24.021	1:11.958
90	10.629	1:23.302	90	13.832	1:12.990	90	18.967	1:13.590	90	24.250	1:12.941	90	29.170	1:13.342
11	11.309	1:23.982	11	14.321	1:12.799	11	19.526	1:13.660	11	25.393	1:13.525	11	30.510	1:13.539
91	13.426	1:26.099	91	18.477	1:14.838	91	24.088	1:14.066	91	30.028	1:13.598	91	35.152	1:13.546



# The Track & Race Car Pre 93 Touring Car Championship

## RACE 12 - LAP CHART

Lap 6			Lap 7			Lap 8			Lap 9			Lap 10		
No	Behind	Laptime	No	Behind	Laptime	No	Behind	Laptime	No	Behind	Laptime	No	Behind	Laptime
3		1:08.190	3		1:08.309	3		1:08.349	3		1:08.627	3		1:09.465
55	5.833	1:10.173	55	6.234	1:08.710	55	7.636	1:09.751	55	8.876	1:09.867	7	6.727	1:07.209
10	6.148	1:10.175	10	6.473	1:08.634	10	7.799	1:09.675	7	8.983	1:09.348	10	10.040	1:09.699
45	6.459	1:09.525	45	6.888	1:08.738	7	8.262	1:09.325	10	9.806	1:10.634	55	10.962	1:11.551
7	6.762	1:08.578	7	7.286	1:08.833	45	8.505	1:09.966	45	10.152	1:10.274	45	11.740	1:11.053
67	7.198	1:10.934	67	8.315	1:09.426	67	9.281	1:09.315	67	10.778	1:10.124	67	11.928	1:10.615
17	13.864	1:10.667	17	16.303	1:10.748	17	19.334	1:11.380	17	23.103	1:12.396	17	24.771	1:11.133
31	27.550	1:11.719	31	31.203	1:11.962	31	35.229	1:12.375	31	38.628	1:12.026	31	41.120	1:11.957
90	34.136	1:13.156	90	39.672	1:13.845	90	45.083	1:13.760	90	50.860	1:14.404	90	55.066	1:13.671
11	35.992	1:13.672	11	42.365	1:14.682	11	48.242	1:14.226	11	53.958	1:14.343	11	58.215	1:13.722
91	40.390	1:13.428	91	45.359	1:13.278	91	50.241	1:13.231	91	54.657	1:13.043	91	59.194	1:14.002

**The Track & Race Car Pre 93 Touring Car Championship**  
**RACE 12 - LAP CHART**

Lap 11			Lap 12			Lap 13			Lap 14		
No	Behind	Laptime	No	Behind	Laptime	No	Behind	Laptime	No	Behind	Laptime
3		1:09.561	3		1:08.782	3		1:08.331	3		1:08.987
7	4.216	1:07.050	7	2.295	1:06.861	91	1 LAP	1:14.007	7	0.555	1:08.688
10	9.310	1:08.831	10	9.570	1:09.042	7	0.854	1:06.890	90	1 LAP	1:14.948
55	10.795	1:09.394	55	11.581	1:09.568	10	10.629	1:09.390	11	1 LAP	1:14.890
67	11.472	1:09.105	67	11.765	1:09.075	55	14.069	1:10.819	91	1 LAP	1:14.614
45	12.205	1:10.026	45	12.109	1:08.686	67	14.261	1:10.827	10	11.645	1:10.003
17	25.859	1:10.649	17	29.249	1:12.172	45	14.470	1:10.692	55	15.921	1:10.839
31	43.655	1:12.096	31	47.330	1:12.457	17	32.083	1:11.165	45	16.149	1:10.666
90	59.822	1:14.317	90	1:04.720	1:13.680	31	50.657	1:11.658	17	34.835	1:11.739
11	1:02.688	1:14.034	11	1:07.579	1:13.673				31	53.786	1:12.116
91	1:03.221	1:13.588									

**Ibis Packaging Solutions Post Historic Touring Car Championship iaw Dunlop  
QUALIFYING - RACE 7 - CLASSIFICATION**

POS	NO	CL	NAME	ENTRY	TIME	ON	LAPS	GAP	DIFF	MPH
1	42	C	<b>Stephen PRIMETT</b>	Ford Escort	<b>1:09.732</b>	5	17			75.16
2	76	B	<b>Neil BRAY</b>	Ford Capri	<b>1:10.717</b>	10	17	<b>0.985</b>	0.985	74.12
3	95	C	<b>Len ALLGOOD</b>	Ford Escort MK1 RS	<b>1:11.092</b>	10	17	<b>1.360</b>	0.375	73.72
4	4	D	<b>Mark LUCOCK</b>	Ford Escort MK1 RS2000	<b>1:11.134</b>	16	17	<b>1.402</b>	0.042	73.68
5	2	C	<b>Jason CHRISTIE</b>	Ford Escort RS2000	<b>1:11.869</b>	10	17	<b>2.137</b>	0.735	72.93
6	49	C	<b>Mark OSBORNE</b>	Triumph Dolomite Sprint	<b>1:12.084</b>	6	7	<b>2.352</b>	0.215	72.71
7	3	D	<b>James CHRISTIE</b>	Hillman Avenger	<b>1:13.232</b>	7	11	<b>3.500</b>	1.148	71.57
8	52	D	<b>Phil WALLER</b>	Hillman AvengerGT	<b>1:14.911</b>	15	16	<b>5.179</b>	1.679	69.97
9	26	A	<b>Allan WEYMAN</b>	Chevrolet Camaro Z28	<b>1:15.145</b>	6	11	<b>5.413</b>	0.234	69.75
10	45	C	<b>John BLETCHER</b>	Triumph Dolomite Sprint	<b>1:17.413</b>	8	13	<b>7.681</b>	2.268	67.70
11	12	D	<b>Tony CRATES</b>	Ford Lotus Cortina MK2	<b>1:20.257</b>	4	5	<b>10.525</b>	2.844	65.31

Weather / Track : Bright / Dry

These results are provisional until the conclusion of any judicial and technical matters.

Pembrey  
Circuit Length = 1.4560 miles  
Start: 16:30 End: 16:52

Clerk of Course :		Timekeeper :
-------------------	--	--------------

# Ibis Packaging Solutions Post Historic Touring Car Championship iaw Dunlop

## QUALIFYING - RACE 7 - LAP ANALYSIS

<b>2</b>	<b>Jason CHRISTIE</b>		<b>Ford Escort RS2000</b>			
1 -	1:24.024	+ 12.155	16:32:26.124	10 -	<b>1:11.869</b>	<b>16:43:23.901</b>
2 -	1:14.843	+ 2.974	16:33:40.967	11 -	1:12.894	+ 1.025 16:44:36.795
3 -	1:14.371	+ 2.502	16:34:55.338	12 -	1:12.422	+ 0.553 16:45:49.217
4 -	1:12.719	+ 0.850	16:36:08.057	13 -	1:12.306	+ 0.437 16:47:01.523
5 -	1:12.389	+ 0.520	16:37:20.446	14 -	1:12.498	+ 0.629 16:48:14.021
6 -	1:13.162	+ 1.293	16:38:33.608	15 -	1:12.979	+ 1.110 16:49:27.000
7 -	1:11.981	+ 0.112	16:39:45.589	16 -	1:12.729	+ 0.860 16:50:39.729
8 -	1:13.015	+ 1.146	16:40:58.604	17 -	1:13.038	+ 1.169 16:51:52.767
9 -	1:13.428	+ 1.559	16:42:12.032			
<b>3</b>	<b>James CHRISTIE</b>		<b>Hillman Avenger</b>			
1 -	1:22.327	+ 9.095	16:32:27.480	7 -	<b>1:13.232</b>	<b>16:39:54.847</b>
2 -	1:16.431	+ 3.199	16:33:43.911	8 -	1:14.296	+ 1.064 16:41:09.143
3 -	1:15.196	+ 1.964	16:34:59.107	9 -	1:13.520	+ 0.288 16:42:22.663
4 -	1:14.358	+ 1.126	16:36:13.465	10 -	1:14.652	+ 1.420 16:43:37.315
5 -	1:13.442	+ 0.210	16:37:26.907	11 -	1:13.896	+ 0.664 16:44:51.211
6 -	1:14.708	+ 1.476	16:38:41.615			
<b>4</b>	<b>Mark LUCOCK</b>		<b>Ford Escort MK1 RS2000</b>			
1 -	1:18.973	+ 7.839	16:32:05.878	10 -	1:12.044	+ 0.910 16:42:57.794
2 -	1:14.009	+ 2.875	16:33:19.887	11 -	1:11.955	+ 0.821 16:44:09.749
3 -	1:13.153	+ 2.019	16:34:33.040	12 -	1:11.835	+ 0.701 16:45:21.584
4 -	1:12.349	+ 1.215	16:35:45.389	13 -	1:11.810	+ 0.676 16:46:33.394
5 -	1:11.573	+ 0.439	16:36:56.962	14 -	1:12.999	+ 1.865 16:47:46.393
6 -	1:12.410	+ 1.276	16:38:09.372	15 -	1:11.300	+ 0.166 16:48:57.693
7 -	1:12.119	+ 0.985	16:39:21.491	16 -	<b>1:11.134</b>	<b>16:50:08.827</b>
8 -	1:12.298	+ 1.164	16:40:33.789	17 -	1:11.195	+ 0.061 16:51:20.022
9 -	1:11.961	+ 0.827	16:41:45.750			
<b>12</b>	<b>Tony CRATES</b>		<b>Ford Lotus Cortina MK2</b>			
1 -	1:26.940	+ 6.683	16:32:35.172	4 -	<b>1:20.257</b>	<b>16:36:38.161</b>
2 -	1:21.975	+ 1.718	16:33:57.147	5 -	1:50.170 P	+ 29.913 16:38:28.331
3 -	1:20.757	+ 0.500	16:35:17.904			
<b>26</b>	<b>Allan WEYMAN</b>		<b>Chevrolet Camaro Z28</b>			
1 -	1:27.714	+ 12.569	16:32:25.904	7 -	1:19.746	+ 4.601 16:40:18.409
2 -	1:22.891	+ 7.746	16:33:48.795	8 -	1:18.902	+ 3.757 16:41:37.311
3 -	1:20.244	+ 5.099	16:35:09.039	9 -	1:17.291	+ 2.146 16:42:54.602
4 -	1:17.728	+ 2.583	16:36:26.767	10 -	1:15.153	+ 0.008 16:44:09.755
5 -	1:16.751	+ 1.606	16:37:43.518	11 -	1:45.384 P	+ 30.239 16:45:55.139
6 -	<b>1:15.145</b>		<b>16:38:58.663</b>			
<b>42</b>	<b>Stephen PRIMETT</b>		<b>Ford Escort</b>			
1 -	1:27.580	+ 17.848	16:32:41.255	10 -	1:10.441	+ 0.709 16:43:21.191
2 -	1:15.666	+ 5.934	16:33:56.921	11 -	1:10.614	+ 0.882 16:44:31.805
3 -	1:11.738	+ 2.006	16:35:08.659	12 -	1:10.107	+ 0.375 16:45:41.912
4 -	1:10.566	+ 0.834	16:36:19.225	13 -	1:09.777	+ 0.045 16:46:51.689
5 -	<b>1:09.732</b>		<b>16:37:28.957</b>	14 -	1:10.170	+ 0.438 16:48:01.859
6 -	1:10.535	+ 0.803	16:38:39.492	15 -	1:10.298	+ 0.566 16:49:12.157
7 -	1:10.074	+ 0.342	16:39:49.566	16 -	1:10.191	+ 0.459 16:50:22.348
8 -	1:10.579	+ 0.847	16:41:00.145	17 -	1:15.548	+ 5.816 16:51:37.896
9 -	1:10.605	+ 0.873	16:42:10.750			
<b>45</b>	<b>John BLETCHER</b>		<b>Triumph Dolomite Sprint</b>			
1 -	1:33.308	+ 15.895	16:32:52.096	8 -	<b>1:17.413</b>	<b>16:42:04.385</b>
2 -	1:19.954	+ 2.541	16:34:12.050	9 -	1:19.571	+ 2.158 16:43:23.956
3 -	1:19.249	+ 1.836	16:35:31.299	10 -	1:19.911	+ 2.498 16:44:43.867
4 -	1:18.455	+ 1.042	16:36:49.754	11 -	1:21.563	+ 4.150 16:46:05.430
5 -	1:19.725	+ 2.312	16:38:09.479	12 -	1:39.380	+ 21.967 16:47:44.810
6 -	1:19.793	+ 2.380	16:39:29.272	13 -	2:27.903 P	+ 1:10.490 16:50:12.713
7 -	1:17.700	+ 0.287	16:40:46.972			


Pembrey  
Circuit Length = 1.4560 miles  
Start: 16:30 End: 16:52

Weather / Track : Bright / Dry

Ibis Packaging Solutions Post Historic Touring Car Championship iaw Dunlop  
**QUALIFYING - RACE 7 - LAP ANALYSIS**

<b>49</b>	<b>Mark OSBORNE</b>		Triumph Dolomite Sprint				
1 -	1:28.617	+ 16.533	16:33:38.665	5 -	1:12.695	+ 0.611	16:38:31.578
2 -	1:14.931	+ 2.847	16:34:53.596	6 -	<b>1:12.084</b>		<b>16:39:43.662</b>
3 -	1:12.374	+ 0.290	16:36:05.970	7 -	1:26.240 P	+ 14.156	16:41:09.902
4 -	1:12.913	+ 0.829	16:37:18.883				
<b>52</b>	<b>Phil WALLER</b>		Hillman AvengerGT				
1 -	1:26.479	+ 11.568	16:32:35.181	9 -	1:15.774	+ 0.863	16:42:46.832
2 -	1:16.464	+ 1.553	16:33:51.645	10 -	1:15.178	+ 0.267	16:44:02.010
3 -	1:18.040	+ 3.129	16:35:09.685	11 -	1:15.990	+ 1.079	16:45:18.000
4 -	1:16.743	+ 1.832	16:36:26.428	12 -	1:16.451	+ 1.540	16:46:34.451
5 -	1:15.905	+ 0.994	16:37:42.333	13 -	1:15.613	+ 0.702	16:47:50.064
6 -	1:15.689	+ 0.778	16:38:58.022	14 -	1:15.472	+ 0.561	16:49:05.536
7 -	1:16.810	+ 1.899	16:40:14.832	15 -	<b>1:14.911</b>		<b>16:50:20.447</b>
8 -	1:16.226	+ 1.315	16:41:31.058	16 -	1:16.212	+ 1.301	16:51:36.659
<b>76</b>	<b>Neil BRAY</b>		Ford Capri				
1 -	1:17.895	+ 7.178	16:32:08.537	10 -	<b>1:10.717</b>		<b>16:43:00.659</b>
2 -	1:13.084	+ 2.367	16:33:21.621	11 -	1:11.808	+ 1.091	16:44:12.467
3 -	1:12.905	+ 2.188	16:34:34.526	12 -	1:13.868	+ 3.151	16:45:26.335
4 -	1:15.041	+ 4.324	16:35:49.567	13 -	1:12.180	+ 1.463	16:46:38.515
5 -	1:14.544	+ 3.827	16:37:04.111	14 -	1:11.822	+ 1.105	16:47:50.337
6 -	1:11.586	+ 0.869	16:38:15.697	15 -	1:11.297	+ 0.580	16:49:01.634
7 -	1:11.583	+ 0.866	16:39:27.280	16 -	1:16.257	+ 5.540	16:50:17.891
8 -	1:11.498	+ 0.781	16:40:38.778	17 -	1:16.387	+ 5.670	16:51:34.278
9 -	1:11.164	+ 0.447	16:41:49.942				
<b>95</b>	<b>Len ALLGOOD</b>		Ford Escort MK1 RS				
1 -	1:19.527	+ 8.435	16:32:05.653	10 -	<b>1:11.092</b>		<b>16:42:59.564</b>
2 -	1:15.238	+ 4.146	16:33:20.891	11 -	1:11.962	+ 0.870	16:44:11.526
3 -	1:13.325	+ 2.233	16:34:34.216	12 -	1:13.669	+ 2.577	16:45:25.195
4 -	1:12.735	+ 1.643	16:35:46.951	13 -	1:12.025	+ 0.933	16:46:37.220
5 -	1:11.488	+ 0.396	16:36:58.439	14 -	1:11.865	+ 0.773	16:47:49.085
6 -	1:12.648	+ 1.556	16:38:11.087	15 -	1:11.515	+ 0.423	16:49:00.600
7 -	1:13.695	+ 2.603	16:39:24.782	16 -	1:12.465	+ 1.373	16:50:13.065
8 -	1:12.125	+ 1.033	16:40:36.907	17 -	1:11.907	+ 0.815	16:51:24.972
9 -	1:11.565	+ 0.473	16:41:48.472				

**Ibis Packaging Solutions Post Historic Touring Car Championship iaw Dunlop  
RACE 7 - GRID**


ROW 6	1:20.257 12 Tony CRATES	1:17.413 45 John BLETCHER
ROW 5	1:15.145 26 Allan WEYMAN	1:14.911 52 Phil WALLER
ROW 4	1:13.232 3 James CHRISTIE	1:12.084 49 Mark OSBORNE
ROW 3	1:11.869 2 Jason CHRISTIE	1:11.134 4 Mark LUCOCK
ROW 2	1:11.092 95 Len ALLGOOD	1:10.717 76 Neil BRAY
ROW 1	1:09.732 42 Stephen PRIMETT	
<b>Pole</b>		
		

Pembrey  
Circuit Length = 1.4560 miles

**These results are provisional until the conclusion of any judicial and technical matters.**

Clerk of Course :		Timekeeper :
-------------------	--	--------------

**Ibis Packaging Solutions Post Historic Touring Car Championship iaw Dunlop  
RACE 13 - GRID**

ROW 6	1:20.757 12 Tony CRATES	1:17.700 45 John BLETCHER
ROW 5	1:15.178 52 Phil WALLER	1:15.153 26 Allan WEYMAN
ROW 4	1:13.442 3 James CHRISTIE	1:12.374 49 Mark OSBORNE
ROW 3	1:11.981 2 Jason CHRISTIE	1:11.488 95 Len ALLGOOD
ROW 2	1:11.195 4 Mark LUCOCK	1:11.164 76 Neil BRAY
ROW 1	1:09.777 42 Stephen PRIMETT	
<b>Pole</b>		
		

Pembrey  
Circuit Length = 1.4560 miles

**These results are provisional until the conclusion of any judicial and technical matters.**

Clerk of Course :		Timekeeper :

# Ibis Packaging Solutions Post Historic Touring Car Championship iaw Dunlop

## RACE 7 - CLASSIFICATION

POS	NO	CL	NAME	ENTRY	LAPS	TIME	GAP	DIFF	MPH	BEST	ON
1	42	C	<b>Stephen PRIMETT</b>	Ford Escort	14	16:34.111			73.81	1:09.430	4
2	49	C	<b>Mark OSBORNE</b>	Triumph Dolomite Sprint	14	16:50.395	<b>16.284</b>	16.284	72.62	1:10.428	14
3	76	B	<b>Neil BRAY</b>	Ford Capri	14	16:55.155	<b>21.044</b>	4.760	72.28	1:11.207	11
4	95	C	<b>Len ALLGOOD</b>	Ford Escort MK1 RS	14	16:58.894	<b>24.783</b>	3.739	72.02	1:11.061	5
5	52	D	<b>Phil WALLER</b>	Hillman AvengerGT	14	17:51.161	<b>1:17.050</b>	52.267	68.50	1:13.914	5
NOT CLASSIFIED											
DNF	26	A	<b>Allan WEYMAN</b>	Chevrolet Camaro Z28	3	3:53.575	<b>11 laps</b>	11 laps	67.32	1:13.090	3
DNF	2	C	<b>Jason CHRISTIE</b>	Ford Escort RS2000	8	10:04.448	<b>6 laps</b>	0.000	69.37	1:11.305	6
DNF	45	C	<b>John BLETCHER</b>	Triumph Dolomite Sprint	4	6:43.846	<b>10 laps</b>	4 laps	51.91	1:26.464	2
DNF	4	D	<b>Mark LUCOCK</b>	Ford Escort MK1 RS2000	8	9:43.314	<b>6 laps</b>	0.000	71.88	1:11.486	6
DNF	3	D	<b>James CHRISTIE</b>	Hillman Avenger	8	10:03.884	<b>6 laps</b>	20.570	69.43	1:12.720	6
FASTEST LAP											
42	C	<b>Stephen PRIMETT</b>	Ford Escort		4	1:09.430			75.49 mph	121.49 kph	
4	D	<b>Mark LUCOCK</b>	Ford Escort MK1 RS2000		6	1:11.486			73.32 mph	118.00 kph	
26	A	<b>Allan WEYMAN</b>	Chevrolet Camaro Z28		3	1:13.090			71.71 mph	115.41 kph	
76	B	<b>Neil BRAY</b>	Ford Capri		11	1:11.207			73.61 mph	118.46 kph	

Weather / Track : Bright / Dry

These results are provisional until the conclusion of any judicial and technical matters.

Pembrey  
Circuit Length = 1.4560 miles  
Start: 12:07 End: 12:25

Clerk of Course :		Timekeeper :
-------------------	--	--------------



# Ibis Packaging Solutions Post Historic Touring Car Championship iaw Dunlop

## RACE 7 - LAP CHART

Lap 1			Lap 2			Lap 3			Lap 4			Lap 5		
No	Behind	Laptime	No	Behind	Laptime	No	Behind	Laptime	No	Behind	Laptime	No	Behind	Laptime
42		1:17.060	42		1:09.912	42		1:10.022	42		1:09.430	42		1:11.296
2	1.032	1:18.092	4	4.634	1:12.655	4	6.252	1:11.640	4	8.768	1:11.946	49	8.440	1:10.724
4	1.891	1:18.951	49	4.821	1:11.817	49	6.502	1:11.703	49	9.012	1:11.940	4	9.753	1:12.281
76	2.399	1:19.459	76	5.424	1:12.937	76	7.051	1:11.649	76	9.599	1:11.978	76	10.074	1:11.771
49	2.916	1:19.976	95	7.755	1:11.918	95	8.871	1:11.138	95	10.754	1:11.313	95	10.519	1:11.061
95	5.749	1:22.809	2	10.895	1:19.775	2	12.211	1:11.338	2	14.573	1:11.792	2	15.148	1:11.871
3	6.156	1:23.216	3	12.830	1:16.586	3	15.889	1:13.081	3	19.220	1:12.761	3	21.959	1:14.035
52	8.937	1:25.997	26	13.513	1:14.287	26	16.581	1:13.090	52	24.709	1:15.194	52	27.327	1:13.914
26	9.138	1:26.198	52	14.313	1:15.288	52	18.945	1:14.654				45	1 LAP	2:03.161
45	27.869	1:44.929	45	44.421	1:26.464	45	1:03.691	1:29.292						

# Ibis Packaging Solutions Post Historic Touring Car Championship iaw Dunlop

## RACE 7 - LAP CHART

Lap 6			Lap 7			Lap 8			Lap 9			Lap 10		
No	Behind	Laptime	No	Behind	Laptime	No	Behind	Laptime	No	Behind	Laptime	No	Behind	Laptime
42		1:10.329	42		1:10.828	42		1:10.865	42		1:10.803	42		1:12.122
49	9.555	1:11.444	49	9.903	1:11.176	49	9.741	1:10.703	49	9.990	1:11.052	49	9.007	1:11.139
4	10.910	1:11.486	4	12.216	1:12.134	4	13.572	1:12.221	76	15.307	1:12.152	76	17.109	1:13.924
76	11.651	1:11.906	76	12.594	1:11.771	76	13.958	1:12.229	95	20.250	1:12.507	95	19.435	1:11.307
95	14.703	1:14.513	95	16.847	1:12.972	95	18.546	1:12.564	52	45.253	1:16.305	52	50.268	1:17.137
2	16.124	1:11.305	2	17.251	1:11.955	3	34.142	1:14.523						
3	24.350	1:12.720	3	30.484	1:16.962	2	34.706	1:28.320						
52	31.722	1:14.724	52	36.099	1:15.205	52	39.751	1:14.517						

**Ibis Packaging Solutions Post Historic Touring Car Championship iaw Dunlop  
RACE 7 - LAP CHART**

Lap 11			Lap 12			Lap 13			Lap 14		
No	Behind	Laptime	No	Behind	Laptime	No	Behind	Laptime	No	Behind	Laptime
42		1:10.408	42		1:10.144	42		1:10.098	42		1:10.794
49	10.301	1:11.702	49	15.013	1:14.856	49	16.650	1:11.735	49	16.284	1:10.428
76	17.908	1:11.207	76	19.276	1:11.512	76	20.579	1:11.401	76	21.044	1:11.259
95	20.373	1:11.346	95	22.177	1:11.948	95	23.226	1:11.147	95	24.783	1:12.351
52	56.555	1:16.695	52	1:03.586	1:17.175	52	1:10.642	1:17.154	52	1:17.050	1:17.202

**Ibis Packaging Solutions Post Historic Touring Car Championship iaw Dunlop  
RACE 13 - CLASSIFICATION**

POS	NO	CL	NAME	ENTRY	LAPS	TIME	GAP	DIFF	MPH	BEST	ON
1	42	C	<b>Stephen PRIMETT</b>	Ford Escort	14	16:40.710			73.33	1:09.660	5
2	49	C	<b>Mark OSBORNE</b>	Triumph Dolomite Sprint	14	16:41.071	<b>0.361</b>	0.361	73.30	1:10.072	5
3	76	B	<b>Neil BRAY</b>	Ford Capri	14	16:54.751	<b>14.041</b>	13.680	72.31	1:11.221	6
4	95	C	<b>Len ALLGOOD</b>	Ford Escort MK1 RS	14	17:18.461	<b>37.751</b>	23.710	70.66	1:12.140	3
5	26	A	<b>Allan WEYMAN</b>	Chevrolet Camaro Z28	14	17:19.480	<b>38.770</b>	1.019	70.59	1:12.033	3
6	52	D	<b>Phil WALLER</b>	Hillman AvengerGT	14	17:28.223	<b>47.513</b>	8.743	70.00	1:13.618	11

**FASTEST LAP**

26	A	<b>Allan WEYMAN</b>	Chevrolet Camaro Z28	3	1:12.033	72.76 mph	117.10 kph
42	C	<b>Stephen PRIMETT</b>	Ford Escort	5	1:09.660	75.24 mph	121.09 kph
52	D	<b>Phil WALLER</b>	Hillman AvengerGT	11	1:13.618	71.19 mph	114.58 kph
76	B	<b>Neil BRAY</b>	Ford Capri	6	1:11.221	73.59 mph	118.44 kph

Weather / Track : Cloudy / Dry

These results are provisional until the conclusion of any judicial and technical matters.

Pembrey  
Circuit Length = 1.4560 miles  
Start: 16:11 End: 16:28

Clerk of Course :		Timekeeper :
-------------------	--	--------------

# Ibis Packaging Solutions Post Historic Touring Car Championship iaw Dunlop

## RACE 13 - LAP CHART

Lap 1			Lap 2			Lap 3			Lap 4			Lap 5		
No	Behind	Laptime	No	Behind	Laptime	No	Behind	Laptime	No	Behind	Laptime	No	Behind	Laptime
76		1:19.261	49		1:10.925	49		1:10.339	49		1:10.527	49		1:10.072
42	0.345	1:19.606	42	2.121	1:13.530	42	1.769	1:09.987	42	1.082	1:09.840	42	0.670	1:09.660
49	0.829	1:20.090	76	2.493	1:14.247	76	3.929	1:11.775	76	4.726	1:11.324	76	6.071	1:11.417
95	1.396	1:20.657	26	3.336	1:13.081	26	5.030	1:12.033	26	7.695	1:13.192	26	13.593	1:15.970
26	2.009	1:21.270	95	3.978	1:14.336	95	5.779	1:12.140	95	8.149	1:12.897	95	14.275	1:16.198
52	3.528	1:22.789	52	6.503	1:14.729	52	10.188	1:14.024	52	14.030	1:14.369	52	18.451	1:14.493

# Ibis Packaging Solutions Post Historic Touring Car Championship iaw Dunlop

## RACE 13 - LAP CHART

Lap 6			Lap 7			Lap 8			Lap 9			Lap 10		
No	Behind	Laptime	No	Behind	Laptime	No	Behind	Laptime	No	Behind	Laptime	No	Behind	Laptime
49		1:10.400	49		1:10.613	49		1:11.825	49		1:12.036	49		1:10.681
42	0.238	1:09.968	42	0.240	1:10.615	42	0.585	1:12.170	42	0.477	1:11.928	42	0.362	1:10.566
76	6.892	1:11.221	76	7.740	1:11.461	76	7.828	1:11.913	76	7.289	1:11.497	76	8.162	1:11.554
26	15.819	1:12.626	26	20.053	1:14.847	26	23.882	1:15.654	95	25.861	1:13.478	95	27.589	1:12.409
95	18.572	1:14.697	95	20.674	1:12.715	95	24.419	1:15.570	26	26.210	1:14.364	26	29.323	1:13.794
52	22.046	1:13.995	52	25.526	1:14.093	52	28.140	1:14.439	52	29.901	1:13.797	52	33.978	1:14.758

**Ibis Packaging Solutions Post Historic Touring Car Championship iaw Dunlop  
RACE 13 - LAP CHART**

Lap 11			Lap 12			Lap 13			Lap 14		
No	Behind	Laptime	No	Behind	Laptime	No	Behind	Laptime	No	Behind	Laptime
49		1:10.929	42		1:10.768	42		1:10.442	42		1:11.006
42	0.057	1:10.624	49	0.563	1:11.388	49	0.455	1:10.334	49	0.361	1:10.912
76	8.879	1:11.646	76	10.884	1:12.830	76	12.515	1:12.073	76	14.041	1:12.532
95	30.704	1:14.044	95	33.118	1:13.239	95	36.144	1:13.468	95	37.751	1:12.613
26	32.192	1:13.798	26	35.069	1:13.702	26	37.162	1:12.535	26	38.770	1:12.614
52	36.667	1:13.618	52	40.260	1:14.418	52	44.012	1:14.194	52	47.513	1:14.507