



BARC Autumn Truck Meeting

Pembrey

11th & 12th October 2008



Results Provided by Timing Solutions Ltd
www.tsl-timing.com

Legends Cars Championship - Heat 1

QUALIFYING FOR RACE 1 - CLASSIFICATION - AMENDED

POS	NO	CL	NAME	ENTRY	TIME	ON	LAPS	GAP	DIFF	MPH
1	2		Lee FITZPATRICK	Legend Ford Coupe	1:17.847	8	11			67.32
2	50		Dave NEWSHAM	Legend Ford Coupe	1:18.181	7	11	0.334	0.334	67.03
3	5		John HIGGINS	Legend Ford Coupe	1:18.314	6	10	0.467	0.133	66.92
4	32		Peter MORTON	Legend Ford Coupe	1:18.495	6	6	0.648	0.181	66.77
5	19		Lawrence DAVEY	Legend Ford Coupe	1:18.594	5	9	0.747	0.099	66.68
6	11		Simon BELCHER	Legend Ford Coupe	1:19.129	8	11	1.282	0.535	66.23
7	49		Dave WARD	Legend Dodge Sedan	1:19.218	9	11	1.371	0.089	66.16
8	12		Stephen TREHERNE	Legend Ford Coupe	1:19.275	10	11	1.428	0.057	66.11
9	16		Richard POCKLINGTON	Legend Ford Coupe	1:20.456	5	10	2.609	1.181	65.14
10	24		Matthew PAPE	Legend Ford Coupe	1:20.713	10	10	2.866	0.257	64.93
11	85		Iain HOLDEN	Legend Chevy Coupe	1:21.356	8	10	3.509	0.643	64.42
12	3		Ross MARSHALL	Legend Ford Coupe	1:21.481	11	11	3.634	0.125	64.32
13	9		Scott BOOTH	Legend Chevy	1:21.666	4	11	3.819	0.185	64.17
14	4		Darren GAULTON	Legend Ford Coupe	1:22.429	8	10	4.582	0.763	63.58
15	72		Glenn BURTENSHAW	Legend Ford Coupe	1:23.122	10	10	5.275	0.693	63.05
16	15		Nick BRACE	Legend Ford Coupe	1:23.620	2	10	5.773	0.498	62.67
17	69		Gerard McCOSH	Legend Ford Coupe	1:24.122	9	10	6.275	0.502	62.30
18	99		Brian COOKE	Legend Ford Sedan	1:24.146	5	10	6.299	0.024	62.28
19	77		Robin WEBB	Legend	1:24.793	8	10	6.946	0.647	61.81
20	43		Mick MERCER	Legend Ford Coupe	1:24.917	5	7	7.070	0.124	61.72
21	76		David VERNON	Legend Ford Coupe	1:27.255	6	7	9.408	2.338	60.06

Weather / Track : Cloudy / Drying

These results are provisional until the conclusion of any judicial and technical matters.

Pembrey
Circuit Length = 1.4559 miles
Start: 09:04 End: 09:20

Clerk of Course :

Timekeeper :

Legends Cars Championship - Heat 1

QUALIFYING FOR RACE 1 - LAP ANALYSIS

	Lee FITZPATRICK			Legend Ford Coupe			
1 -	1:23.792	+ 5.945	9:06:09.378	7 -	1:18.248	+ 0.401	9:14:03.345
2 -	1:20.823	+ 2.976	9:07:30.201	8 -	1:17.847		9:15:21.192
3 -	1:18.918	+ 1.071	9:08:49.119	9 -	1:18.727	+ 0.880	9:16:39.919
4 -	1:19.080	+ 1.233	9:10:08.199	10 -	1:18.948	+ 1.101	9:17:58.867
5 -	1:18.803	+ 0.956	9:11:27.002	11 -	1:18.816	+ 0.969	9:19:17.683
6 -	1:18.095	+ 0.248	9:12:45.097				
	Ross MARSHAL			Legend Ford Coupe			
1 -	1:24.753	+ 3.272	9:06:10.791	7 -	1:22.946	+ 1.465	9:14:31.765
2 -	1:24.751	+ 3.270	9:07:35.542	8 -	1:22.205	+ 0.724	9:15:53.970
3 -	1:22.739	+ 1.258	9:08:58.281	9 -	1:22.621	+ 1.140	9:17:16.591
4 -	1:23.335	+ 1.854	9:10:21.616	10 -	1:22.474	+ 0.993	9:18:39.065
5 -	1:23.247	+ 1.766	9:11:44.863	11 -	1:21.481		9:20:00.546
6 -	1:23.956	+ 2.475	9:13:08.819				
4	Darren GAULTON			Legend Ford Coupe			
1 -	1:26.831	+ 4.402	9:06:17.629	6 -	1:24.049	+ 1.620	9:13:24.004
2 -	1:25.672	+ 3.243	9:07:43.301	7 -	1:22.499	+ 0.070	9:14:46.503
3 -	1:25.399	+ 2.970	9:09:08.700	8 -	1:22.429		9:16:08.932
4 -	1:26.585	+ 4.156	9:10:35.285	9 -	1:23.092	+ 0.663	9:17:32.024
5 -	1:24.670	+ 2.241	9:11:59.955	10 -	1:22.840	+ 0.411	9:18:54.864
5	John HIGGINS			Legend Ford Coupe			
1 -	1:22.623	+ 4.309	9:06:07.778	6 -	1:18.314		9:12:43.115
2 -	1:20.417	+ 2.103	9:07:28.195	7 -	1:18.748	+ 0.434	9:14:01.863
3 -	1:18.678	+ 0.364	9:08:46.873	8 -	1:18.566	+ 0.252	9:15:20.429
4 -	1:18.992	+ 0.678	9:10:05.865	9 -	1:19.066	+ 0.752	9:16:39.495
5 -	1:18.936	+ 0.622	9:11:24.801	10 -	1:19.976	+ 1.662	9:17:59.471
9	Scott BOOTH			Legend Chevy			
1 -	1:27.008	+ 5.342	9:05:57.108	7 -	1:24.316	+ 2.650	9:14:15.828
2 -	1:25.005	+ 3.339	9:07:22.113	8 -	1:25.292	+ 3.626	9:15:41.120
3 -	1:23.014	+ 1.348	9:08:45.127	9 -	1:22.672	+ 1.006	9:17:03.792
4 -	1:21.666		9:10:06.793	10 -	1:23.022	+ 1.356	9:18:26.814
5 -	1:21.913	+ 0.247	9:11:28.706	11 -	1:27.696	+ 6.030	9:19:54.510
6 -	1:22.806	+ 1.140	9:12:51.512				
11	Simon BELCHER			Legend Ford Coupe			
1 -	1:22.487	+ 3.358	9:05:50.810	7 -	1:20.472	+ 1.343	9:13:56.209
2 -	1:20.950	+ 1.821	9:07:11.760	8 -	1:19.129		9:15:15.338
3 -	1:21.178	+ 2.049	9:08:32.938	9 -	1:20.653	+ 1.524	9:16:35.991
4 -	1:20.783	+ 1.654	9:09:53.721	10 -	1:19.311	+ 0.182	9:17:55.302
5 -	1:20.455	+ 1.326	9:11:14.176	11 -	1:20.831	+ 1.702	9:19:16.133
6 -	1:21.561	+ 2.432	9:12:35.737				
12	Stephen TREHERNE			Legend Ford Coupe			
1 -	1:23.103	+ 3.828	9:05:49.111	7 -	1:21.063	+ 1.788	9:13:56.676
2 -	1:22.888	+ 3.613	9:07:11.999	8 -	1:19.696	+ 0.421	9:15:16.372
3 -	1:21.755	+ 2.480	9:08:33.754	9 -	1:20.050	+ 0.775	9:16:36.422
4 -	1:20.485	+ 1.210	9:09:54.239	10 -	1:19.275		9:17:55.697
5 -	1:20.501	+ 1.226	9:11:14.740	11 -	1:20.787	+ 1.512	9:19:16.484
6 -	1:20.873	+ 1.598	9:12:35.613				
15	Nick BRACE			Legend Ford Coupe			
1 -	1:29.954	+ 6.334	9:06:06.582	6 -	1:25.034	+ 1.414	9:13:19.213
2 -	1:23.620		9:07:30.202	7 -	1:24.449	+ 0.829	9:14:43.662
3 -	1:32.156	+ 8.536	9:09:02.358	8 -	1:26.061	+ 2.441	9:16:09.723
4 -	1:24.474	+ 0.854	9:10:26.832	9 -	1:24.489	+ 0.869	9:17:34.212
5 -	1:27.347	+ 3.727	9:11:54.179	10 -	1:24.471	+ 0.851	9:18:58.683
16	Richard POCKLINGTON			Legend Ford Coupe			
1 -	1:27.833	+ 7.377	9:05:55.544	6 -	1:20.894	+ 0.438	9:12:52.040

Pembrey
Circuit Length = 1.4559 miles
Start: 09:04 End: 09:20

Legends Cars Championship - Heat 1

QUALIFYING FOR RACE 1 - LAP ANALYSIS

2 -	1:27.312	+ 6.856	9:07:22.856	7 -	1:25.237	+ 4.781	9:14:17.277
3 -	1:23.483	+ 3.027	9:08:46.339	8 -	1:23.394	+ 2.938	9:15:40.671
4 -	1:24.351	+ 3.895	9:10:10.690	9 -	1:21.269	+ 0.813	9:17:01.940
5 -	1:20.456		9:11:31.146	10 -	1:20.860	+ 0.404	9:18:22.800
19	Lawrence DAVEY			Legend Ford Coupe			
1 -	1:21.478	+ 2.884	9:05:56.656	6 -	1:19.626	+ 1.032	9:12:35.568
2 -	1:21.157	+ 2.563	9:07:17.813	7 -	1:18.769	+ 0.175	9:13:54.337
3 -	1:20.348	+ 1.754	9:08:38.161	8 -	1:19.164	+ 0.570	9:15:13.501
4 -	1:19.187	+ 0.593	9:09:57.348	9 -	3:55.158	+ 2:36.564	9:19:08.659
5 -	1:18.594		9:11:15.942				
24	Matthew PAPE			Legend Ford Coupe			
1 -	1:26.816	+ 6.103	9:06:22.108	6 -	1:23.725	+ 3.012	9:13:24.897
2 -	1:23.979	+ 3.266	9:07:46.087	7 -	1:22.216	+ 1.503	9:14:47.113
3 -	1:24.091	+ 3.378	9:09:10.178	8 -	1:23.166	+ 2.453	9:16:10.279
4 -	1:25.912	+ 5.199	9:10:36.090	9 -	1:21.562	+ 0.849	9:17:31.841
5 -	1:25.082	+ 4.369	9:12:01.172	10 -	1:20.713		9:18:52.554
32	Peter MORTON			Legend Ford Coupe			
1 -	1:20.952	+ 2.457	9:10:57.966	4 -	1:19.238	+ 0.743	9:16:15.486
2 -	2:39.669	+ 1:21.174	9:13:37.635	5 -	1:18.574	+ 0.079	9:17:34.060
3 -	1:18.613	+ 0.118	9:14:56.248	6 -	1:18.495		9:18:52.555
43	Mick MERCER			Legend Ford Coupe			
1 -	1:27.111	+ 2.194	9:06:21.346	5 -	1:24.917		9:12:06.500
2 -	1:25.379	+ 0.462	9:07:46.725	6 -	1:26.367	+ 1.450	9:13:32.867
3 -	1:27.660	+ 2.743	9:09:14.385	7 -	1:33.447	+ 8.530	9:15:06.314
4 -	1:27.198	+ 2.281	9:10:41.583				
49	Dave WARD			Legend Dodge Sedan			
1 -	1:31.377	+ 12.159	9:06:16.610	7 -	1:20.970	+ 1.752	9:14:40.477
2 -	1:25.739	+ 6.521	9:07:42.349	8 -	1:19.725	+ 0.507	9:16:00.202
3 -	1:25.044	+ 5.826	9:09:07.393	9 -	1:19.218		9:17:19.420
4 -	1:26.249	+ 7.031	9:10:33.642	10 -	1:19.983	+ 0.765	9:18:39.403
5 -	1:21.608	+ 2.390	9:11:55.250	11 -	1:19.886	+ 0.668	9:19:59.289
6 -	1:24.257	+ 5.039	9:13:19.507				
50	Dave NEWSHAM			Legend Ford Coupe			
1 -	1:21.265	+ 3.084	9:05:58.637	7 -	1:18.181		9:13:52.687
2 -	1:19.939	+ 1.758	9:07:18.576	8 -	1:19.856	+ 1.675	9:15:12.543
3 -	1:18.954	+ 0.773	9:08:37.530	9 -	1:19.812	+ 1.631	9:16:32.355
4 -	1:18.366	+ 0.185	9:09:55.896	10 -	1:19.353	+ 1.172	9:17:51.708
5 -	1:18.953	+ 0.772	9:11:14.849	11 -	1:18.417	+ 0.236	9:19:10.125
6 -	1:19.657	+ 1.476	9:12:34.506				
69	Gerard McCOSH			Legend Ford Coupe			
1 -	1:32.297	+ 8.175	9:06:15.884	6 -	1:24.778	+ 0.656	9:13:26.867
2 -	1:26.150	+ 2.028	9:07:42.034	7 -	1:24.192	+ 0.070	9:14:51.059
3 -	1:25.006	+ 0.884	9:09:07.040	8 -	1:24.625	+ 0.503	9:16:15.684
4 -	1:27.839	+ 3.717	9:10:34.879	9 -	1:24.122		9:17:39.806
5 -	1:27.210	+ 3.088	9:12:02.089	10 -	1:27.876	+ 3.754	9:19:07.682
72	Glenn BURTEISHAW			Legend Ford Coupe			
1 -	1:29.465	+ 6.343	9:06:16.869	6 -	1:24.298	+ 1.176	9:13:39.112
2 -	1:25.818	+ 2.696	9:07:42.687	7 -	1:28.113	+ 4.991	9:15:07.225
3 -	1:43.757	+ 20.635	9:09:26.444	8 -	1:23.403	+ 0.281	9:16:30.628
4 -	1:24.556	+ 1.434	9:10:51.000	9 -	1:23.667	+ 0.545	9:17:54.295
5 -	1:23.814	+ 0.692	9:12:14.814	10 -	1:23.122		9:19:17.417
76	David VERNON			Legend Ford Coupe			
1 -	1:30.856	+ 3.601	9:06:05.295	5 -	1:28.930	+ 1.675	9:15:18.797
2 -	1:31.445	+ 4.190	9:07:36.740	6 -	1:27.255		9:16:46.052
3 -	1:27.278	+ 0.023	9:09:04.018	7 -	1:28.252	+ 0.997	9:18:14.304

Pembrey
Circuit Length = 1.4559 miles
Start: 09:04 End: 09:20

Legends Cars Championship - Heat 1

QUALIFYING FOR RACE 1 - LAP ANALYSIS

4 -	4:45.849	+ 3:18.594	9:13:49.867			
77	Robin WEBB			Legend		
1 -	1:33.340	+ 8.547	9:06:09.467	6 -	1:27.247	+ 2.454
2 -	1:28.172	+ 3.379	9:07:37.639	7 -	1:26.334	+ 1.541
3 -	1:27.102	+ 2.309	9:09:04.741	8 -	1:24.793	
4 -	1:29.816	+ 5.023	9:10:34.557	9 -	1:25.184	+ 0.391
5 -	1:25.949	+ 1.156	9:12:00.506	10 -	1:25.784	+ 0.991
						9:16:18.880
						9:13:27.753
						9:14:54.087
						9:17:44.064
						9:19:09.848
85	Iain HOLDEN			Legend Chevy Coupe		
1 -	1:29.974	+ 8.618	9:06:17.883	6 -	1:23.547	+ 2.191
2 -	1:26.152	+ 4.796	9:07:44.035	7 -	1:22.410	+ 1.054
3 -	1:24.930	+ 3.574	9:09:08.965	8 -	1:21.356	
4 -	1:26.537	+ 5.181	9:10:35.502	9 -	1:22.023	+ 0.667
5 -	1:25.108	+ 3.752	9:12:00.610	10 -	1:21.549	+ 0.193
						9:16:07.923
						9:13:24.157
						9:14:46.567
						9:17:29.946
						9:18:51.495
99	Brian COOKE			Legend Ford Sedan		
1 -	1:29.932	+ 5.786	9:06:24.803	6 -	1:25.694	+ 1.548
2 -	1:27.863	+ 3.717	9:07:52.666	7 -	1:36.041	+ 11.895
3 -	1:25.990	+ 1.844	9:09:18.656	8 -	1:27.199	+ 3.053
4 -	1:24.973	+ 0.827	9:10:43.629	9 -	1:24.624	+ 0.478
5 -	1:24.146		9:12:07.775	10 -	1:24.881	+ 0.735
						9:13:33.469
						9:15:09.510
						9:16:36.709
						9:18:01.333
						9:19:26.214

Pembrey
 Circuit Length = 1.4559 miles
 Start: 09:04 End: 09:20

Legends Cars Championship - Heat 1

RACE 1 - CLASSIFICATION

POS	NO	CL	NAME	ENTRY	LAPS	TIME	GAP	DIFF	MPH	BEST	ON
1	2		Lee FITZPATRICK	Legend Ford Coupe	6	7:58.357			65.73	1:18.063	5
2	50		Dave NEWSHAM	Legend Ford Coupe	6	7:58.484	0.127	0.127	65.72	1:17.817	4
3	5		John HIGGINS	Legend Ford Coupe	6	7:59.652	1.295	1.168	65.56	1:17.922	5
4	19		Lawrence DAVEY	Legend Ford Coupe	6	8:02.142	3.785	2.490	65.22	1:18.974	5
5	16		Richard POCKLINGTON	Legend Ford Coupe	6	8:02.337	3.980	0.195	65.19	1:18.175	5
6	12		Stephen TREHERNE	Legend Ford Coupe	6	8:03.088	4.731	0.751	65.09	1:18.075	5
7	49		Dave WARD	Legend Dodge Sedan	6	8:03.177	4.820	0.089	65.08	1:19.374	6
8	32		Peter MORTON	Legend Ford Coupe	6	8:03.267	4.910	0.090	65.07	1:18.782	5
9	11		Simon BELCHER	Legend Ford Coupe	6	8:03.429	5.072	0.162	65.04	1:17.780	4
10	3		Ross MARSHALL	Legend Ford Coupe	6	8:05.470	7.113	2.041	64.77	1:16.842	5
11	24		Matthew PAPE	Legend Ford Coupe	6	8:05.998	7.641	0.528	64.70	1:18.704	4
12	85		Iain HOLDEN	Legend Chevy Coupe	6	8:14.896	16.539	8.898	63.54	1:20.617	6
13	69		Gerard McCOSH	Legend Ford Coupe	6	8:15.152	16.795	0.256	63.50	1:19.183	6
14	9		Scott BOOTH	Legend Chevy	6	8:18.244	19.887	3.092	63.11	1:20.399	6
15	15		Nick BRACE	Legend Ford Coupe	6	8:26.085	27.728	7.841	62.13	1:21.460	4
16	43		Mick MERCER	Legend Ford Coupe	6	8:27.237	28.880	1.152	61.99	1:21.614	4
17	77		Robin WEBB	Legend	6	8:28.269	29.912	1.032	61.87	1:21.698	4
18	99		Brian COOKE	Legend Ford Sedan	6	8:29.546	31.189	1.277	61.71	1:21.762	4
19	4		Darren GAULTON	Legend Ford Coupe	6	8:38.548	40.191	9.002	60.64	1:21.801	5
20	76		David VERNON	Legend Ford Coupe	6	8:45.662	47.305	7.114	59.82	1:23.188	3
21	67		Bob BECKLEY	Legend Ford Coupe	6	9:02.728	1:04.371	17.066	57.94	1:23.186	4

NOT CLASSIFIED

DNF	72		Glenn BURTENSHAW	Legend Ford Coupe	3	4:05.938	3 laps	3 laps	63.93	1:19.632	2
-----	----	--	-------------------------	-------------------	---	----------	---------------	--------	-------	----------	---

FASTEST LAP

	3		Ross MARSHALL	Legend Ford Coupe	5	1:16.842		68.20 mph		109.76 kph	
--	---	--	----------------------	-------------------	---	----------	--	-----------	--	------------	--

Weather / Track : Cloudy / Damp

These results are provisional until the conclusion of any judicial and technical matters.

Pembrey
Circuit Length = 1.4559 miles
Start: 11:39 End: 11:48

Clerk of Course :		Timekeeper :
-------------------	--	--------------

Legends Cars Championship - Heat 1

RACE 1 - LAP CHART

Lap 1			Lap 2			Lap 3			Lap 4			Lap 5		
No	Behind	Laptime	No	Behind	Laptime	No	Behind	Laptime	No	Behind	Laptime	No	Behind	Laptime
49		1:23.820	49		1:19.793	49		1:19.639	2		1:18.567	2		1:18.063
19	0.895	1:24.715	2	0.787	1:19.605	2	0.195	1:19.047	50	0.538	1:17.817	50	0.503	1:18.028
2	0.975	1:24.795	5	1.143	1:19.615	5	1.205	1:19.701	49	1.712	1:20.474	5	1.613	1:17.922
5	1.321	1:25.141	72	1.492	1:19.632	50	1.483	1:19.176	5	1.754	1:19.311	19	2.830	1:18.974
72	1.653	1:25.473	19	1.647	1:20.545	19	1.656	1:19.648	19	1.919	1:19.025	16	3.226	1:18.175
12	2.461	1:26.281	50	1.946	1:19.092	72	2.686	1:20.833	16	3.114	1:18.867	49	3.726	1:20.077
16	2.515	1:26.335	16	2.829	1:20.107	16	3.009	1:19.819	32	3.590	1:18.988	32	4.309	1:18.782
50	2.647	1:26.467	32	3.205	1:19.831	32	3.364	1:19.798	12	4.353	1:18.478	12	4.365	1:18.075
85	2.970	1:26.790	24	5.059	1:20.766	12	4.637	1:18.360	24	5.357	1:18.704	11	5.503	1:17.790
32	3.167	1:26.987	85	5.820	1:22.643	24	5.415	1:19.995	11	5.776	1:17.780	24	6.421	1:19.127
24	4.086	1:27.906	12	5.916	1:23.248	11	6.758	1:19.524	3	8.213	1:17.808	3	6.992	1:16.842
9	5.459	1:29.279	11	6.873	1:19.589	85	7.831	1:21.650	85	11.251	1:22.182	85	14.202	1:21.014
11	7.077	1:30.897	9	8.009	1:22.343	3	9.167	1:19.628	9	14.416	1:21.815	69	15.892	1:19.382
99	7.743	1:31.563	3	9.178	1:19.308	9	11.363	1:22.993	69	14.573	1:21.729	9	17.768	1:21.415
69	7.768	1:31.588	69	9.830	1:21.855	69	11.606	1:21.415	15	18.942	1:21.460	15	23.307	1:22.428
67	9.086	1:32.906	99	13.030	1:25.080	15	16.244	1:22.609	43	20.299	1:21.614	43	24.479	1:22.243
43	9.583	1:33.403	15	13.274	1:22.700	43	17.447	1:23.513	99	21.314	1:21.762	99	25.432	1:22.181
3	9.663	1:33.483	43	13.573	1:23.783	99	18.314	1:24.923	77	22.576	1:21.698	77	26.281	1:21.768
77	10.088	1:33.908	77	14.178	1:23.883	67	19.184	1:24.434	67	23.608	1:23.186	67	30.077	1:24.532
15	10.367	1:34.187	67	14.389	1:25.096	77	19.640	1:25.101	76	24.285	1:23.310	76	30.691	1:24.469
76	11.405	1:35.225	76	16.188	1:24.576	76	19.737	1:23.188	4	32.485	1:23.151	4	36.223	1:21.801
4	18.439	1:42.259	4	23.262	1:24.616	4	28.096	1:24.473						

Pembrey
 Circuit Length = 1.4559 miles
 Start: 11:39 End: 11:48

Legends Cars Championship - Heat 1

RACE 1 - LAP CHART

Lap 6		
No	Behind	Laptime
2		1:18.280
50	0.127	1:17.904
5	1.295	1:17.962
19	3.785	1:19.235
16	3.980	1:19.034
12	4.731	1:18.646
49	4.820	1:19.374
32	4.910	1:18.881
11	5.072	1:17.849
3	7.113	1:18.401
24	7.641	1:19.500
85	16.539	1:20.617
69	16.795	1:19.183
9	19.887	1:20.399
15	27.728	1:22.701
43	28.880	1:22.681
77	29.912	1:21.911
99	31.189	1:24.037
4	40.191	1:22.248
76	47.305	1:34.894
67	1:04.371	1:52.574

Pembrey
Circuit Length = 1.4559 miles
Start: 11:39 End: 11:48

Legends Cars Championship - Heat 2

RACE 4 - CLASSIFICATION

POS	NO	CL	NAME	ENTRY	LAPS	TIME	GAP	DIFF	MPH	BEST	ON
1	5		John HIGGINS	Legend Ford Coupe	6	7:00.151			74.84	1:08.680	4
2	50		Dave NEWSHAM	Legend Ford Coupe	6	7:02.453	2.302	2.302	74.43	1:09.261	4
3	32		Peter MORTON	Legend Ford Coupe	6	7:02.584	2.433	0.131	74.41	1:08.984	4
4	12		Stephen TREHERNE	Legend Ford Coupe	6	7:07.051	6.900	4.467	73.63	1:10.083	6
5	3		Ross MARSHALL	Legend Ford Coupe	6	7:07.145	6.994	0.094	73.62	1:09.967	3
6	2		Lee FITZPATRICK	Legend Ford Coupe	6	7:12.468	12.317	5.323	72.71	1:08.683	4
7	19		Lawrence DAVEY	Legend Ford Coupe	6	7:12.666	12.515	0.198	72.68	1:10.215	4
8	11		Simon BELCHER	Legend Ford Coupe	6	7:13.000	12.849	0.334	72.62	1:10.713	3
9	72		Glenn BURTENSHAW	Legend Ford Coupe	6	7:16.746	16.595	3.746	72.00	1:11.082	4
10	49		Dave WARD	Legend Dodge Sedan	6	7:17.415	17.264	0.669	71.89	1:10.762	6
11	9		Scott BOOTH	Legend Chevy	6	7:19.182	19.031	1.767	71.60	1:11.962	6
12	85		Iain HOLDEN	Legend Chevy Coupe	6	7:19.383	19.232	0.201	71.57	1:11.694	5
13	69		Gerard McCOSH	Legend Ford Coupe	6	7:20.010	19.859	0.627	71.46	1:09.852	5
14	16		Richard POCKLINGTON	Legend Ford Coupe	6	7:20.678	20.527	0.668	71.36	1:11.144	4
15	24		Matthew PAPE	Legend Ford Coupe	6	7:21.704	21.553	1.026	71.19	1:11.500	3
16	4		Darren GAULTON	Legend Ford Coupe	6	7:28.800	28.649	7.096	70.06	1:12.077	6
17	77		Robin WEBB	Legend	6	7:33.115	32.964	4.315	69.40	1:11.481	4
18	67		Bob BECKLEY	Legend Ford Coupe	6	7:35.861	35.710	2.746	68.98	1:14.017	2
19	43		Mick MERCER	Legend Ford Coupe	6	7:37.157	37.006	1.296	68.78	1:13.220	4
20	15		Nick BRACE	Legend Ford Coupe	6	7:56.535	56.384	19.378	65.99	1:13.024	4
21	76		David VERNON	Legend Ford Coupe	6	8:10.772	1:10.621	14.237	64.07	1:17.499	6

NOT CLASSIFIED

DNF	99		Brian COOKE	Legend Ford Sedan	5	6:21.903	1 lap	1 lap	68.61	1:12.931	5
-----	----	--	-------------	-------------------	---	----------	-------	-------	-------	----------	---

FASTEST LAP

5			John HIGGINS	Legend Ford Coupe	4	1:08.680			76.31 mph	122.81 kph	
---	--	--	--------------	-------------------	---	----------	--	--	-----------	------------	--

Weather / Track : Cloudy / Drying

These results are provisional until the conclusion of any judicial and technical matters.

Pembrey
Circuit Length = 1.4559 miles
Start: 14:04 End: 14:12

Clerk of Course :

Timekeeper :

Legends Cars Championship - Heat 2

RACE 4 - LAP CHART

Lap 1			Lap 2			Lap 3			Lap 4			Lap 5		
No	Behind	Laptime	No	Behind	Laptime	No	Behind	Laptime	No	Behind	Laptime	No	Behind	Laptime
50		1:13.958	5		1:09.555	5		1:09.130	5		1:08.680	5		1:08.907
32	0.633	1:14.591	50	0.278	1:10.725	50	0.572	1:09.424	50	1.153	1:09.261	50	1.908	1:09.662
12	0.825	1:14.783	32	0.690	1:10.504	32	1.216	1:09.656	32	1.520	1:08.984	32	1.990	1:09.377
5	0.892	1:14.850	12	1.171	1:10.793	12	2.214	1:10.173	3	4.090	1:10.151	3	5.270	1:10.087
3	1.340	1:15.298	3	1.782	1:10.889	3	2.619	1:09.967	12	4.292	1:10.758	12	5.846	1:10.461
24	1.931	1:15.889	11	4.183	1:11.413	11	5.766	1:10.713	11	8.080	1:10.994	11	10.524	1:11.351
9	2.600	1:16.558	72	5.156	1:12.633	19	6.974	1:10.686	19	8.509	1:10.215	2	10.588	1:10.727
72	2.970	1:16.928	9	5.329	1:13.176	72	8.608	1:12.582	2	8.768	1:08.683	19	10.714	1:11.112
11	3.217	1:17.175	19	5.418	1:11.757	2	8.765	1:11.216	72	11.010	1:11.082	72	13.937	1:11.834
85	3.730	1:17.688	85	5.738	1:12.455	9	9.288	1:13.089	9	12.739	1:12.131	49	15.531	1:11.509
19	4.108	1:18.066	49	6.244	1:11.684	49	9.607	1:12.493	49	12.929	1:12.002	9	16.098	1:12.266
49	5.007	1:18.965	2	6.679	1:10.170	85	9.940	1:13.332	85	13.716	1:12.456	85	16.503	1:11.694
16	5.494	1:19.452	24	9.071	1:17.587	24	11.441	1:11.500	24	14.570	1:11.809	24	17.339	1:11.676
2	6.956	1:20.914	16	9.607	1:14.560	16	12.189	1:11.712	16	14.653	1:11.144	16	17.517	1:11.771
67	7.045	1:21.003	67	10.615	1:14.017	69	15.193	1:12.409	69	17.087	1:10.574	69	18.032	1:09.852
43	8.146	1:22.104	43	11.836	1:14.137	67	16.270	1:14.785	4	21.922	1:13.220	4	25.601	1:12.586
76	8.439	1:22.397	69	11.914	1:13.815	4	17.382	1:13.025	15	22.469	1:13.024	67	29.356	1:15.464
69	8.546	1:22.504	4	13.487	1:14.920	15	18.125	1:13.305	67	22.799	1:15.209	77	29.641	1:15.048
4	9.014	1:22.972	15	13.950	1:14.508	77	20.699	1:14.205	77	23.500	1:11.481	15	29.777	1:16.215
99	9.785	1:23.743	99	14.846	1:15.508	43	21.267	1:18.561	43	25.807	1:13.220	43	30.624	1:13.724
15	9.889	1:23.847	77	15.624	1:13.442	99	21.768	1:16.052	99	26.757	1:13.669	99	30.781	1:12.931
77	12.629	1:26.587	76	31.058	1:33.066	76	40.623	1:18.695	76	51.589	1:19.646	76	1:02.151	1:19.469

Pembrey
 Circuit Length = 1.4559 miles
 Start: 14:04 End: 14:12

Legends Cars Championship - Heat 2

RACE 4 - LAP CHART

Lap 6		
No	Behind	Laptime
5		1:09.029
50	2.302	1:09.423
32	2.433	1:09.472
12	6.900	1:10.083
3	6.994	1:10.753
2	12.317	1:10.758
19	12.515	1:10.830
11	12.849	1:11.354
72	16.595	1:11.687
49	17.264	1:10.762
9	19.031	1:11.962
85	19.232	1:11.758
69	19.859	1:10.856
16	20.527	1:12.039
24	21.553	1:13.243
4	28.649	1:12.077
77	32.964	1:12.352
67	35.710	1:15.383
43	37.006	1:15.411
15	56.384	1:35.636
76	1:10.621	1:17.499

Pembrey
Circuit Length = 1.4559 miles
Start: 14:04 End: 14:12

Legends Cars Championship - Final

RACE 9 - CLASSIFICATION

POS	NO	CL	NAME	ENTRY	LAPS	TIME	GAP	DIFF	MPH	BEST	ON
1	32		Peter MORTON	Legend Ford Coupe	8	9:21.187			74.71	1:09.111	2
2	50		Dave NEWSHAM	Legend Ford Coupe	8	9:21.413	0.226	0.226	74.68	1:08.534	3
3	2		Lee FITZPATRICK	Legend Ford Coupe	8	9:21.524	0.337	0.111	74.67	1:09.175	7
4	19		Lawrence DAVEY	Legend Ford Coupe	8	9:23.410	2.223	1.886	74.42	1:08.891	6
5	11		Simon BELCHER	Legend Ford Coupe	8	9:25.111	3.924	1.701	74.19	1:09.115	7
6	3		Ross MARSHALL	Legend Ford Coupe	8	9:25.200	4.013	0.089	74.18	1:08.908	6
7	12		Stephen TREHERNE	Legend Ford Coupe	8	9:25.538	4.351	0.338	74.14	1:08.288	7
8	72		Glenn BURTENSHAW	Legend Ford Coupe	8	9:28.058	6.871	2.520	73.81	1:09.357	7
9	5		John HIGGINS	Legend Ford Coupe	8	9:31.661	10.474	3.603	73.34	1:07.796	6
10	4		Darren GAULTON	Legend Ford Coupe	8	9:35.714	14.527	4.053	72.82	1:10.085	2
11	16		Richard POCKLINGTON	Legend Ford Coupe	8	9:41.088	19.901	5.374	72.15	1:10.779	4
12	69		Gerard McCOSH	Legend Ford Coupe	8	9:41.214	20.027	0.126	72.14	1:09.725	4
13	24		Matthew PAPE	Legend Ford Coupe	8	9:45.067	23.880	3.853	71.66	1:09.779	5
14	49		Dave WARD	Legend Dodge Sedan	8	9:46.486	25.299	1.419	71.49	1:09.731	3
15	67		Bob BECKLEY	Legend Ford Coupe	8	9:47.671	26.484	1.185	71.34	1:11.714	7
16	9		Scott BOOTH	Legend Chevy	8	9:50.239	29.052	2.568	71.03	1:10.080	4
17	77		Robin WEBB	Legend	8	9:53.156	31.969	2.917	70.68	1:11.594	3
18	43		Mick MERCER	Legend Ford Coupe	8	9:54.389	33.202	1.233	70.54	1:12.694	4
19	15		Nick BRACE	Legend Ford Coupe	8	9:55.318	34.131	0.929	70.43	1:11.765	6
20	99		Brian COOKE	Legend Ford Sedan	8	9:55.755	34.568	0.437	70.37	1:11.505	8
21	76		David VERNON	Legend Ford Coupe	8	9:59.466	38.279	3.711	69.94	1:12.440	2
22	85		Iain HOLDEN	Legend Chevy Coupe	8	10:19.880	58.693	20.414	67.64	1:10.512	4

FASTEST LAP

5	John HIGGINS	Legend Ford Coupe	6	1:07.796	77.30 mph	124.41 kph
---	--------------	-------------------	---	----------	-----------	------------

Weather / Track : Cloudy / Dry

These results are provisional until the conclusion of any judicial and technical matters.

Pembrey
Circuit Length = 1.4559 miles
Start: 16:16 End: 16:26

Clerk of Course :

Timekeeper :

Legends Cars Championship - Final

RACE 9 - LAP CHART

Lap 1			Lap 2			Lap 3			Lap 4			Lap 5		
No	Behind	Laptime	No	Behind	Laptime	No	Behind	Laptime	No	Behind	Laptime	No	Behind	Laptime
24		1:12.983	32		1:09.111	2		1:09.510	32		1:09.905	32		1:09.293
11	0.218	1:13.201	2	0.449	1:09.356	32	0.007	1:09.966	2	0.230	1:10.142	2	0.405	1:09.468
72	1.679	1:14.662	24	0.699	1:11.567	24	0.941	1:10.201	50	0.412	1:09.175	50	0.502	1:09.383
32	1.757	1:14.740	50	2.574	1:09.386	50	1.149	1:08.534	24	1.237	1:10.208	24	1.723	1:09.779
3	1.827	1:14.810	72	2.801	1:11.990	72	2.254	1:09.412	72	2.331	1:09.989	19	2.839	1:09.265
2	1.961	1:14.944	85	2.898	1:11.434	3	2.755	1:09.729	3	2.760	1:09.917	3	3.576	1:10.109
85	2.332	1:15.315	3	2.985	1:12.026	19	3.566	1:10.317	19	2.867	1:09.213	72	3.914	1:10.876
50	4.056	1:17.039	19	3.208	1:09.897	11	3.702	1:10.000	11	3.162	1:09.372	11	4.122	1:10.253
19	4.179	1:17.162	11	3.661	1:14.311	85	4.738	1:11.799	85	5.338	1:10.512	85	6.767	1:10.722
4	5.771	1:18.754	4	4.988	1:10.085	4	5.906	1:10.877	4	6.658	1:10.664	5	6.879	1:08.723
67	7.183	1:20.166	12	8.827	1:10.941	12	8.638	1:09.770	5	7.449	1:08.412	12	7.148	1:08.460
43	8.336	1:21.319	67	9.704	1:13.389	5	8.949	1:08.223	12	7.981	1:09.255	4	8.308	1:10.943
12	8.754	1:21.737	16	10.488	1:11.519	16	11.329	1:10.800	16	12.196	1:10.779	16	14.252	1:11.349
16	9.837	1:22.820	5	10.685	1:09.365	67	12.444	1:12.699	69	12.420	1:09.725	69	14.390	1:11.263
15	10.108	1:23.091	43	11.261	1:13.793	69	12.607	1:10.414	67	14.813	1:12.281	67	17.677	1:12.157
76	10.377	1:23.360	76	11.949	1:12.440	43	14.471	1:13.169	43	17.253	1:12.694	49	20.574	1:11.056
69	10.548	1:23.531	69	12.152	1:12.472	76	14.910	1:12.920	77	17.569	1:11.744	77	20.755	1:12.479
77	11.148	1:24.131	77	14.102	1:13.822	77	15.737	1:11.594	49	18.811	1:10.023	43	21.250	1:13.290
5	12.188	1:25.171	99	14.915	1:12.995	99	17.642	1:12.686	76	20.019	1:15.021	76	23.935	1:13.209
99	12.788	1:25.771	15	15.900	1:16.660	15	18.394	1:12.453	99	20.637	1:12.907	9	24.111	1:12.022
49	19.520	1:32.503	49	18.928	1:10.276	49	18.700	1:09.731	15	21.273	1:12.791	15	25.449	1:13.469
9	20.008	1:32.991	9	20.281	1:11.141	9	21.214	1:10.892	9	21.382	1:10.080	99	25.878	1:14.534

Pembrey
 Circuit Length = 1.4559 miles
 Start: 16:16 End: 16:26

Legends Cars Championship - Final

RACE 9 - LAP CHART

Lap 6			Lap 7			Lap 8		
No	Behind	Laptime	No	Behind	Laptime	No	Behind	Laptime
32		1:09.113	32		1:09.223	32		1:09.836
50	0.319	1:08.930	50	0.055	1:08.959	50	0.226	1:10.007
2	0.477	1:09.185	2	0.429	1:09.175	2	0.337	1:09.744
19	2.617	1:08.891	19	2.605	1:09.211	19	2.223	1:09.454
24	2.778	1:10.168	3	3.573	1:09.425	11	3.924	1:09.600
3	3.371	1:08.908	11	4.160	1:09.115	3	4.013	1:10.276
11	4.268	1:09.259	5	5.232	1:08.893	12	4.351	1:08.444
72	5.467	1:10.666	24	5.446	1:11.891	72	6.871	1:11.106
5	5.562	1:07.796	72	5.601	1:09.357	5	10.474	1:15.078
12	6.678	1:08.643	12	5.743	1:08.288	4	14.527	1:11.775
4	10.070	1:10.875	4	12.588	1:11.741	16	19.901	1:11.417
16	15.971	1:10.832	16	18.320	1:11.572	69	20.027	1:11.427
69	16.022	1:10.745	69	18.436	1:11.637	24	23.880	1:28.270
49	21.570	1:10.109	49	22.476	1:10.129	49	25.299	1:12.659
67	21.898	1:13.334	67	24.389	1:11.714	67	26.484	1:11.931
77	24.663	1:13.021	9	27.947	1:11.345	9	29.052	1:10.941
43	25.695	1:13.558	77	28.950	1:13.510	77	31.969	1:12.855
9	25.825	1:10.827	43	29.535	1:13.063	43	33.202	1:13.503
15	28.101	1:11.765	15	31.558	1:12.680	15	34.131	1:12.409
76	28.332	1:13.510	99	32.899	1:13.484	99	34.568	1:11.505
99	28.638	1:11.873	76	34.293	1:15.184	76	38.279	1:13.822
85	55.807	1:58.153	85	57.776	1:11.192	85	58.693	1:10.753

Pembrey
Circuit Length = 1.4559 miles
Start: 16:16 End: 16:26

Legends Cars Championship

QUALIFYING FOR RACE 10 - CLASSIFICATION - AMENDED

POS	NO	CL	NAME	ENTRY	TIME	ON	LAPS	GAP	DIFF	MPH
1	5		John HIGGINS	Legend Ford Coupe	1:07.747	8	8			77.36
2	19		Lawrence DAVEY	Legend Ford Coupe	1:08.313	6	6	0.566	0.566	76.72
3	2		Lee FITZPATRICK	Legend Ford Coupe	1:08.647	5	6	0.900	0.334	76.34
4	32		Peter MORTON	Legend Ford Coupe	1:08.668	5	8	0.921	0.021	76.32
5	3		Ross MARSHALL	Legend Ford Coupe	1:08.770	4	6	1.023	0.102	76.21
6	50		Dave NEWSHAM	Legend Ford Coupe	1:08.771	5	7	1.024	0.001	76.21
7	11		Simon BELCHER	Legend Ford Coupe	1:09.342	5	7	1.595	0.571	75.58
8	12		Stephen TREHERNE	Legend Ford Coupe	1:09.441	2	4	1.694	0.099	75.47
9	9		Scott BOOTH	Legend Chevy	1:09.608	7	8	1.861	0.167	75.29
10	24		Matthew PAPE	Legend Ford Coupe	1:09.976	3	9	2.229	0.368	74.89
11	72		Glenn BURTENSHAW	Legend Ford Coupe	1:10.094	3	6	2.347	0.118	74.77
12	4		Darren GAULTON	Legend Ford Coupe	1:10.477	5	6	2.730	0.383	74.36
13	49		Dave WARD	Legend Dodge Sedan	1:10.552	3	8	2.805	0.075	74.28
14	77		Robin WEBB	Legend	1:10.802	8	8	3.055	0.250	74.02
15	16		Richard POCKLINGTON	Legend Ford Coupe	1:10.837	6	6	3.090	0.035	73.98
16	99		Steve WHITELEGG	Legend Ford Sedan	1:11.169	8	8	3.422	0.332	73.64
17	85		Iain HOLDEN	Legend Chevy Coupe	1:11.404	6	8	3.657	0.235	73.40
18	15		Nick BRACE	Legend Ford Coupe	1:12.100	3	7	4.353	0.696	72.69
19	67		Bob BECKLEY	Legend Ford Coupe	1:12.520	8	8	4.773	0.420	72.27
20	76		David VERNON	Legend Ford Coupe	1:13.463	6	7	5.716	0.943	71.34
21	43		Mick MERCER	Legend Ford Coupe	1:15.633	2	5	7.886	2.170	69.29

Car 69 to start from pit lane on first racing lap

Weather / Track : Bright / Dry

These results are provisional until the conclusion of any judicial and technical matters.

Pembrey
Circuit Length = 1.4559 miles
Start: 09:01 End: 09:12

Clerk of Course :

Timekeeper :

Legends Cars Championship

QUALIFYING FOR RACE 10 - LAP ANALYSIS

2	Lee FITZPATRICK		Legend Ford Coupe				
1 -	1:11.195	+ 2.548	9:02:57.116	4 -	1:08.904	+ 0.257	9:06:24.592
2 -	1:09.420	+ 0.773	9:04:06.536	5 -	1:08.647		9:07:33.239
3 -	1:09.152	+ 0.505	9:05:15.688	6 -	1:13.971	+ 5.324	9:08:47.210
3	Ross MARSHALL		Legend Ford Coupe				
1 -	1:11.867	+ 3.097	9:03:01.210	4 -	1:08.770		9:06:29.469
2 -	1:10.681	+ 1.911	9:04:11.891	5 -	1:12.678	+ 3.908	9:07:42.147
3 -	1:08.808	+ 0.038	9:05:20.699	6 -	1:09.119	+ 0.349	9:08:51.266
4	Darren GAULTON		Legend Ford Coupe				
1 -	1:14.814	+ 4.337	9:03:22.587	4 -	1:11.050	+ 0.573	9:07:05.127
2 -	1:11.760	+ 1.283	9:04:34.347	5 -	1:10.477		9:08:15.604
3 -	1:19.730	+ 9.253	9:05:54.077	6 -	1:25.000	+ 14.523	9:09:40.604
5	John HIGGINS		Legend Ford Coupe				
1 -	1:10.090	+ 2.343	9:03:00.752	5 -	1:39.115	+ 31.368	9:08:22.008
2 -	1:09.011	+ 1.264	9:04:09.763	6 -	1:09.943	+ 2.196	9:09:31.951
3 -	1:08.656	+ 0.909	9:05:18.419	7 -	1:07.895	+ 0.148	9:10:39.846
4 -	1:24.474 P	+ 16.727	9:06:42.893	8 -	1:07.747		9:11:47.593
9	Scott BOOTH		Legend Chevy				
1 -	1:15.590	+ 5.982	9:03:12.892	5 -	1:11.070	+ 1.462	9:08:00.258
2 -	1:12.328	+ 2.720	9:04:25.220	6 -	1:09.803	+ 0.195	9:09:10.061
3 -	1:13.103	+ 3.495	9:05:38.323	7 -	1:09.608		9:10:19.669
4 -	1:10.865	+ 1.257	9:06:49.188	8 -	1:13.762	+ 4.154	9:11:33.431
11	Simon BELCHER		Legend Ford Coupe				
1 -	1:10.175	+ 0.833	9:03:17.306	5 -	1:09.342		9:07:57.339
2 -	1:09.708	+ 0.366	9:04:27.014	6 -	1:11.794	+ 2.452	9:09:09.133
3 -	1:11.373	+ 2.031	9:05:38.387	7 -	1:09.351	+ 0.009	9:10:18.484
4 -	1:09.610	+ 0.268	9:06:47.997				
12	Stephen TREHERNE		Legend Ford Coupe				
1 -	1:09.890	+ 0.449	9:03:17.464	3 -	1:18.458	+ 9.017	9:05:45.363
2 -	1:09.441		9:04:26.905	4 -	1:25.791 P	+ 16.350	9:07:11.154
15	Nick BRACE		Legend Ford Coupe				
1 -	1:18.455	+ 6.355	9:02:59.352	5 -	1:12.836	+ 0.736	9:07:52.888
2 -	1:14.768	+ 2.668	9:04:14.120	6 -	1:13.413	+ 1.313	9:09:06.301
3 -	1:12.100		9:05:26.220	7 -	1:13.194	+ 1.094	9:10:19.495
4 -	1:13.832	+ 1.732	9:06:40.052				
16	Richard POCKLINGTON		Legend Ford Coupe				
1 -	1:15.218	+ 4.381	9:02:58.179	4 -	1:11.364	+ 0.527	9:06:35.974
2 -	1:13.626	+ 2.789	9:04:11.805	5 -	1:11.029	+ 0.192	9:07:47.003
3 -	1:12.805	+ 1.968	9:05:24.610	6 -	1:10.837		9:08:57.840
19	Lawrence DAVEY		Legend Ford Coupe				
1 -	1:10.000	+ 1.687	9:03:01.542	4 -	1:10.358	+ 2.045	9:06:32.465
2 -	1:10.955	+ 2.642	9:04:12.497	5 -	1:11.014	+ 2.701	9:07:43.479
3 -	1:09.610	+ 1.297	9:05:22.107	6 -	1:08.313		9:08:51.792
24	Mattew PAPE		Legend Ford Coupe				
1 -	1:12.931	+ 2.955	9:02:56.195	6 -	1:09.990	+ 0.014	9:08:47.403
2 -	1:11.116	+ 1.140	9:04:07.311	7 -	1:10.160	+ 0.184	9:09:57.563
3 -	1:09.976		9:05:17.287	8 -	1:10.368	+ 0.392	9:11:07.931
4 -	1:10.097	+ 0.121	9:06:27.384	9 -	1:10.830	+ 0.854	9:12:18.761
5 -	1:10.029	+ 0.053	9:07:37.413				
32	Peter MORTON		Legend Ford Coupe				
1 -	1:14.226	+ 5.558	9:03:14.330	5 -	1:08.668		9:08:03.735

Pembrey
Circuit Length = 1.4559 miles
Start: 09:01 End: 09:12

Legends Cars Championship

QUALIFYING FOR RACE 10 - LAP ANALYSIS

2 -	1:10.916	+ 2.248	9:04:25.246	6 -	1:09.804	+ 1.136	9:09:13.539
3 -	1:19.579	+ 10.911	9:05:44.825	7 -	1:09.079	+ 0.411	9:10:22.618
4 -	1:10.242	+ 1.574	9:06:55.067	8 -	1:12.671	+ 4.003	9:11:35.289
43	Mick MERCER		Legend Ford Coupe				
1 -	1:16.161	+ 0.528	9:03:15.618	4 -	1:19.625	+ 3.992	9:07:13.210
2 -	1:15.633		9:04:31.251	5 -	1:35.571 P	+ 19.938	9:08:48.781
3 -	1:22.334	+ 6.701	9:05:53.585				
49	Dave WARD		Legend Dodge Sedan				
1 -	1:23.991	+ 13.439	9:03:30.580	5 -	1:11.400	+ 0.848	9:08:20.476
2 -	1:13.990	+ 3.438	9:04:44.570	6 -	1:12.160	+ 1.608	9:09:32.636
3 -	1:10.552		9:05:55.122	7 -	1:11.017	+ 0.465	9:10:43.653
4 -	1:13.954	+ 3.402	9:07:09.076	8 -	1:10.776	+ 0.224	9:11:54.429
50	Dave NEWSHAM		Legend Ford Coupe				
1 -	1:11.409	+ 2.638	9:03:19.922	5 -	1:08.771		9:07:59.858
2 -	1:09.840	+ 1.069	9:04:29.762	6 -	1:09.031	+ 0.260	9:09:08.889
3 -	1:12.104	+ 3.333	9:05:41.866	7 -	1:09.682	+ 0.911	9:10:18.571
4 -	1:09.221	+ 0.450	9:06:51.087				
67	Bob BECKLEY		Legend Ford Coupe				
1 -	1:16.753	+ 4.233	9:03:11.644	5 -	1:13.655	+ 1.135	9:08:13.218
2 -	1:13.428	+ 0.908	9:04:25.072	6 -	1:13.056	+ 0.536	9:09:26.274
3 -	1:19.664	+ 7.144	9:05:44.736	7 -	1:13.083	+ 0.563	9:10:39.357
4 -	1:14.827	+ 2.307	9:06:59.563	8 -	1:12.520		9:11:51.877
72	Glenn BURTENSHAW		Legend Ford Coupe				
1 -	1:14.464	+ 4.370	9:03:00.412	4 -	1:10.581	+ 0.487	9:06:33.863
2 -	1:12.776	+ 2.682	9:04:13.188	5 -	1:11.060	+ 0.966	9:07:44.923
3 -	1:10.094		9:05:23.282	6 -	1:22.505	+ 12.411	9:09:07.428
76	David VERNON		Legend Ford Coupe				
1 -	1:17.216	+ 3.753	9:03:13.561	5 -	2:19.931	+ 1:06.468	9:09:34.117
2 -	1:16.062	+ 2.599	9:04:29.623	6 -	1:13.463		9:10:47.580
3 -	1:20.493	+ 7.030	9:05:50.116	7 -	1:31.117	+ 17.654	9:12:18.697
4 -	1:24.070 P	+ 10.607	9:07:14.186				
77	Robin WEBB		Legend				
1 -	1:20.274	+ 9.472	9:03:03.355	5 -	1:18.152	+ 7.350	9:08:02.946
2 -	1:12.006	+ 1.204	9:04:15.361	6 -	1:11.900	+ 1.098	9:09:14.846
3 -	1:11.635	+ 0.833	9:05:26.996	7 -	1:11.717	+ 0.915	9:10:26.563
4 -	1:17.798	+ 6.996	9:06:44.794	8 -	1:10.802		9:11:37.365
85	Iain HOLDEN		Legend Chevy Coupe				
1 -	1:15.139	+ 3.735	9:03:15.554	5 -	1:11.439	+ 0.035	9:08:06.397
2 -	1:11.976	+ 0.572	9:04:27.530	6 -	1:11.404		9:09:17.801
3 -	1:15.794	+ 4.390	9:05:43.324	7 -	1:12.174	+ 0.770	9:10:29.975
4 -	1:11.634	+ 0.230	9:06:54.958	8 -	1:13.993	+ 2.589	9:11:43.968
99	Steve WHITELEGG		Legend Ford Sedan				
1 -	1:14.923	+ 3.754	9:03:16.512	5 -	1:12.367	+ 1.198	9:08:13.486
2 -	1:14.918	+ 3.749	9:04:31.430	6 -	1:11.978	+ 0.809	9:09:25.464
3 -	1:17.519	+ 6.350	9:05:48.949	7 -	1:11.776	+ 0.607	9:10:37.240
4 -	1:12.170	+ 1.001	9:07:01.119	8 -	1:11.169		9:11:48.409

Pembrey
Circuit Length = 1.4559 miles
Start: 09:01 End: 09:12

Legends Cars Championship - Heat 1

RACE 10 - CLASSIFICATION

POS	NO	CL	NAME	ENTRY	LAPS	TIME	GAP	DIFF	MPH	BEST	ON
1	50		Dave NEWSHAM	Legend Ford Coupe	6	6:56.520			75.49	1:08.295	5
2	5		John HIGGINS	Legend Ford Coupe	6	6:57.158	0.638	0.638	75.38	1:07.189	6
3	2		Lee FITZPATRICK	Legend Ford Coupe	6	6:59.961	3.441	2.803	74.88	1:08.397	3
4	32		Peter MORTON	Legend Ford Coupe	6	7:00.213	3.693	0.252	74.83	1:08.592	6
5	11		Simon BELCHER	Legend Ford Coupe	6	7:00.295	3.775	0.082	74.82	1:08.664	5
6	12		Stephen TREHERNE	Legend Ford Coupe	6	7:01.452	4.932	1.157	74.61	1:08.528	6
7	19		Lawrence DAVEY	Legend Ford Coupe	6	7:01.478	4.958	0.026	74.61	1:08.628	3
8	3		Ross MARSHALL	Legend Ford Coupe	6	7:05.662	9.142	4.184	73.87	1:09.361	6
9	72		Glenn BURTENSHAW	Legend Ford Coupe	6	7:07.660	11.140	1.998	73.53	1:09.959	3
10	24		Matthew PAPE	Legend Ford Coupe	6	7:07.737	11.217	0.077	73.51	1:09.408	5
11	85		Iain HOLDEN	Legend Chevy Coupe	6	7:08.701	12.181	0.964	73.35	1:09.772	5
12	99		Steve WHITELEGG	Legend Ford Sedan	6	7:10.963	14.443	2.262	72.96	1:10.262	4
13	77		Robin WEBB	Legend	6	7:11.385	14.865	0.422	72.89	1:09.769	5
14	49		Dave WARD	Legend Dodge Sedan	6	7:12.445	15.925	1.060	72.71	1:09.281	5
15	4		Darren GAULTON	Legend Ford Coupe	6	7:13.315	16.795	0.870	72.57	1:10.298	4
16	69		Gerard McCOSH	Legend Ford Coupe	6	7:14.427	17.907	1.112	72.38	1:09.195	6
17	9		Scott BOOTH	Legend Chevy	6	7:14.993	18.473	0.566	72.29	1:09.948	6
18	67		Bob BECKLEY	Legend Ford Coupe	6	7:24.536	28.016	9.543	70.74	1:12.171	6
19	15		Nick BRACE	Legend Ford Coupe	6	7:24.893	28.373	0.357	70.68	1:12.388	2
20	43		Mick MERCER	Legend Ford Coupe	6	7:29.207	32.687	4.314	70.00	1:11.786	6
21	76		David VERNON	Legend Ford Coupe	6	7:56.124	59.604	26.917	66.04	1:12.874	4

NOT CLASSIFIED

DNF	16		Richard POCKLINGTON	Legend Ford Coupe	4	5:11.904	2 laps	2 laps	67.21	1:10.004	2
-----	----	--	---------------------	-------------------	---	----------	--------	--------	-------	----------	---

FASTEST LAP

	5		John HIGGINS	Legend Ford Coupe	6	1:07.189			78.00 mph	125.53 kph	
--	---	--	--------------	-------------------	---	----------	--	--	-----------	------------	--

Weather / Track : Sunny / Dry

These results are provisional until the conclusion of any judicial and technical matters.

Pembrey
Circuit Length = 1.4559 miles
Start: 10:31 End: 10:40

Clerk of Course :		Timekeeper :
-------------------	--	--------------

Legends Cars Championship - Heat 1

RACE 10 - LAP CHART

Lap 1			Lap 2			Lap 3			Lap 4			Lap 5		
No	Behind	Laptime	No	Behind	Laptime	No	Behind	Laptime	No	Behind	Laptime	No	Behind	Laptime
11		1:12.334	11		1:10.447	50		1:08.441	50		1:08.652	50		1:08.295
3	0.354	1:12.688	50	0.021	1:09.628	11	1.565	1:10.027	5	2.121	1:09.004	5	1.779	1:07.953
72	0.760	1:13.094	3	0.168	1:10.261	32	1.738	1:09.687	11	2.520	1:09.607	11	2.889	1:08.664
50	0.840	1:13.174	32	0.513	1:09.154	5	1.769	1:08.297	2	2.699	1:09.397	2	3.094	1:08.690
32	1.806	1:14.140	5	1.934	1:09.884	2	1.954	1:08.397	32	3.000	1:09.914	32	3.431	1:08.726
12	1.818	1:14.152	12	1.997	1:10.626	3	2.241	1:10.535	3	3.081	1:09.492	19	4.320	1:08.747
49	2.346	1:14.680	2	2.019	1:09.862	72	3.596	1:09.959	19	3.868	1:08.817	12	4.734	1:08.941
19	2.425	1:14.759	72	2.099	1:11.786	12	3.689	1:10.154	12	4.088	1:09.051	3	8.111	1:13.325
5	2.497	1:14.831	19	3.537	1:11.559	19	3.703	1:08.628	72	5.947	1:11.003	72	8.817	1:11.165
2	2.604	1:14.938	49	3.639	1:11.740	85	6.156	1:10.357	24	8.162	1:09.708	24	9.275	1:09.408
24	3.366	1:15.700	9	4.159	1:11.088	24	7.106	1:11.146	85	8.717	1:11.213	85	10.194	1:09.772
9	3.518	1:15.852	85	4.261	1:10.997	99	8.453	1:11.095	99	10.063	1:10.262	99	12.062	1:10.294
85	3.711	1:16.045	24	4.422	1:11.503	4	9.652	1:12.841	4	11.298	1:10.298	77	13.030	1:09.769
4	5.163	1:17.497	16	4.876	1:10.004	77	10.154	1:12.408	77	11.556	1:10.054	4	13.667	1:10.664
99	5.243	1:17.577	4	5.273	1:10.557	16	10.653	1:14.239	49	12.975	1:09.994	49	13.961	1:09.281
16	5.319	1:17.653	99	5.820	1:11.024	49	11.633	1:16.456	9	14.905	1:10.590	9	16.855	1:10.245
77	5.515	1:17.849	77	6.208	1:11.140	9	12.967	1:17.270	69	15.348	1:09.668	69	17.042	1:09.989
43	7.344	1:19.678	67	10.022	1:12.783	69	14.332	1:11.750	15	19.252	1:12.678	15	23.752	1:12.795
67	7.686	1:20.020	15	10.740	1:12.388	15	15.226	1:12.948	67	19.396	1:12.626	67	24.175	1:13.074
15	8.799	1:21.133	69	11.044	1:12.129	67	15.422	1:13.862	43	24.950	1:12.555	43	29.231	1:12.576
76	8.908	1:21.242	43	17.227	1:20.330	43	21.047	1:12.282	16	32.009	1:30.008	76	54.706	1:13.906
69	9.362	1:21.696	76	36.656	1:38.195	76	44.873	1:16.679	76	49.095	1:12.874			

Pembrey
 Circuit Length = 1.4559 miles
 Start: 10:31 End: 10:40

Legends Cars Championship - Heat 1
RACE 10 - LAP CHART

Lap 6		
No	Behind	Laptime
50		1:08.330
5	0.638	1:07.189
2	3.441	1:08.677
32	3.693	1:08.592
11	3.775	1:09.216
12	4.932	1:08.528
19	4.958	1:08.968
3	9.142	1:09.361
72	11.140	1:10.653
24	11.217	1:10.272
85	12.181	1:10.317
99	14.443	1:10.711
77	14.865	1:10.165
49	15.925	1:10.294
4	16.795	1:11.458
69	17.907	1:09.195
9	18.473	1:09.948
67	28.016	1:12.171
15	28.373	1:12.951
43	32.687	1:11.786
76	59.604	1:13.228

Pembrey
Circuit Length = 1.4559 miles
Start: 10:31 End: 10:40

Legends Cars Championship - Heat 2

RACE 16 - CLASSIFICATION

POS	NO	CL	NAME	ENTRY	LAPS	TIME	GAP	DIFF	MPH	BEST	ON
1	5		John HIGGINS	Legend Ford Coupe	6	6:53.520			76.04	1:07.873	2
2	2		Lee FITZPATRICK	Legend Ford Coupe	6	6:58.056	4.536	4.536	75.22	1:08.377	3
3	12		Stephen TREHERNE	Legend Ford Coupe	6	7:01.714	8.194	3.658	74.56	1:08.988	4
4	32		Peter MORTON	Legend Ford Coupe	6	7:01.781	8.261	0.067	74.55	1:08.797	6
5	11		Simon BELCHER	Legend Ford Coupe	6	7:06.738	13.218	4.957	73.69	1:09.456	4
6	85		Iain HOLDEN	Legend Chevy Coupe	6	7:07.654	14.134	0.916	73.53	1:10.214	3
7	9		Scott BOOTH	Legend Chevy	6	7:08.045	14.525	0.391	73.46	1:10.127	5
8	19		Lawrence DAVEY	Legend Ford Coupe	6	7:08.695	15.175	0.650	73.35	1:09.677	2
9	99		Steve WHITELEGG	Legend Ford Sedan	6	7:09.390	15.870	0.695	73.23	1:10.035	5
10	49		Dave WARD	Legend Dodge Sedan	6	7:09.835	16.315	0.445	73.16	1:10.100	2
11	16		Richard POCKLINGTON	Legend Ford Coupe	6	7:09.992	16.472	0.157	73.13	1:09.837	6
12	72		Glenn BURTENSHAW	Legend Ford Coupe	6	7:10.203	16.683	0.211	73.09	1:10.151	5
13	24		Matthew PAPE	Legend Ford Coupe	6	7:10.672	17.152	0.469	73.01	1:09.837	6
14	3		Ross MARSHALL	Legend Ford Coupe	6	7:15.193	21.673	4.521	72.25	1:09.909	6
15	77		Robin WEBB	Legend	6	7:17.298	23.778	2.105	71.91	1:10.715	5
16	4		Darren GAULTON	Legend Ford Coupe	6	7:17.721	24.201	0.423	71.84	1:10.534	6
17	69		Gerard McCOSH	Legend Ford Coupe	6	7:18.168	24.648	0.447	71.76	1:10.175	6
18	67		Bob BECKLEY	Legend Ford Coupe	6	7:20.265	26.745	2.097	71.42	1:10.939	3
19	76		David VERNON	Legend Ford Coupe	6	7:24.511	30.991	4.246	70.74	1:12.375	2
20	15		Nick BRACE	Legend Ford Coupe	6	7:26.875	33.355	2.364	70.37	1:12.135	3
21	43		Mick MERCER	Legend Ford Coupe	6	7:37.817	44.297	10.942	68.68	1:12.521	3

NOT CLASSIFIED

DNF 50 Dave NEWSHAM Legend Ford Coupe 0

FASTEST LAP

5 John HIGGINS Legend Ford Coupe 2 1:07.873 77.21 mph 124.27 kph

Weather / Track : Sunny / Dry

These results are provisional until the conclusion of any judicial and technical matters.

Pembrey
Circuit Length = 1.4559 miles
Start: 15:05 End: 15:13

Clerk of Course :

Timekeeper :

Legends Cars Championship - Heat 2

RACE 16 - LAP CHART

Lap 1			Lap 2			Lap 3			Lap 4			Lap 5		
No	Behind	Laptime	No	Behind	Laptime	No	Behind	Laptime	No	Behind	Laptime	No	Behind	Laptime
5		1:10.803	5		1:07.873	5		1:07.950	5		1:08.934	5		1:08.851
2	3.090	1:13.893	2	3.836	1:08.619	2	4.263	1:08.377	2	3.937	1:08.608	2	4.291	1:09.205
85	3.348	1:14.151	19	5.421	1:09.677	12	7.345	1:09.480	12	7.399	1:08.988	12	7.860	1:09.312
19	3.617	1:14.420	12	5.815	1:09.935	32	7.632	1:09.219	32	7.540	1:08.842	32	8.573	1:09.884
12	3.753	1:14.556	85	6.235	1:10.760	85	8.499	1:10.214	85	10.540	1:10.975	11	12.568	1:09.463
99	4.309	1:15.112	32	6.363	1:09.022	9	9.874	1:10.642	11	11.956	1:09.456	85	12.767	1:11.078
9	4.447	1:15.250	99	7.083	1:10.647	99	10.072	1:10.939	9	12.123	1:11.183	9	13.399	1:10.127
32	5.214	1:16.017	9	7.182	1:10.608	49	11.272	1:11.058	99	12.468	1:11.330	99	13.652	1:10.035
49	5.937	1:16.740	49	8.164	1:10.100	11	11.434	1:11.102	49	12.918	1:10.580	19	13.876	1:09.808
11	6.028	1:16.831	11	8.282	1:10.127	19	11.597	1:14.126	19	12.919	1:10.256	49	14.520	1:10.453
16	6.806	1:17.609	72	9.306	1:10.195	72	12.023	1:10.667	72	14.340	1:11.251	72	15.640	1:10.151
72	6.984	1:17.787	16	9.671	1:10.738	16	12.262	1:10.541	16	14.607	1:11.279	16	15.744	1:09.988
24	7.181	1:17.984	24	10.130	1:10.822	24	12.656	1:10.476	24	14.957	1:11.235	24	16.424	1:10.318
67	7.766	1:18.569	67	11.791	1:11.898	67	14.780	1:10.939	3	19.048	1:12.176	3	20.873	1:10.676
77	8.353	1:19.156	77	12.258	1:11.778	3	15.806	1:11.448	77	20.120	1:12.273	77	21.984	1:10.715
3	8.950	1:19.753	3	12.308	1:11.231	77	16.781	1:12.473	67	20.632	1:14.786	4	22.776	1:10.893
76	9.478	1:20.281	76	13.980	1:12.375	4	18.601	1:12.186	4	20.734	1:11.067	67	23.462	1:11.681
4	9.715	1:20.518	4	14.365	1:12.523	76	19.105	1:13.075	69	21.690	1:11.447	69	23.582	1:10.743
15	10.194	1:20.997	15	15.785	1:13.464	69	19.177	1:11.085	76	22.842	1:12.671	76	26.802	1:12.811
43	11.255	1:22.058	69	16.042	1:12.560	15	19.970	1:12.135	15	23.297	1:12.261	15	27.366	1:12.920
69	11.355	1:22.158	43	17.361	1:13.979	43	21.932	1:12.521	43	36.024	1:23.026	43	40.586	1:13.413

Pembrey
 Circuit Length = 1.4559 miles
 Start: 15:05 End: 15:13

Legends Cars Championship - Heat 2

RACE 16 - LAP CHART

Lap 6		
No	Behind	Laptime
5		1:09.109
2	4.536	1:09.354
12	8.194	1:09.443
32	8.261	1:08.797
11	13.218	1:09.759
85	14.134	1:10.476
9	14.525	1:10.235
19	15.175	1:10.408
99	15.870	1:11.327
49	16.315	1:10.904
16	16.472	1:09.837
72	16.683	1:10.152
24	17.152	1:09.837
3	21.673	1:09.909
77	23.778	1:10.903
4	24.201	1:10.534
69	24.648	1:10.175
67	26.745	1:12.392
76	30.991	1:13.298
15	33.355	1:15.098
43	44.297	1:12.820

Pembrey
Circuit Length = 1.4559 miles
Start: 15:05 End: 15:13

Legends Cars Championship - Final

RACE 21 - CLASSIFICATION

POS	NO	CL	NAME	ENTRY	LAPS	TIME	GAP	DIFF	MPH	BEST	ON
1	50		Dave NEWSHAM	Legend Ford Coupe	8	9:11.742			75.99	1:08.079	3
2	5		John HIGGINS	Legend Ford Coupe	8	9:15.845	4.103	4.103	75.43	1:07.660	7
3	2		Lee FITZPATRICK	Legend Ford Coupe	8	9:16.318	4.576	0.473	75.36	1:07.677	7
4	19		Lawrence DAVEY	Legend Ford Coupe	8	9:16.390	4.648	0.072	75.35	1:08.586	2
5	32		Peter MORTON	Legend Ford Coupe	8	9:18.297	6.555	1.907	75.10	1:08.179	4
6	24		Matthew PAPE	Legend Ford Coupe	8	9:19.818	8.076	1.521	74.89	1:09.130	2
7	12		Stephen TREHERNE	Legend Ford Coupe	8	9:21.508	9.766	1.690	74.67	1:08.276	5
8	3		Ross MARSHALL	Legend Ford Coupe	8	9:21.632	9.890	0.124	74.65	1:08.379	3
9	11		Simon BELCHER	Legend Ford Coupe	8	9:21.876	10.134	0.244	74.62	1:08.251	8
10	9		Scott BOOTH	Legend Chevy	8	9:22.903	11.161	1.027	74.48	1:08.692	6
11	49		Dave WARD	Legend Dodge Sedan	8	9:26.144	14.402	3.241	74.06	1:09.295	5
12	72		Glenn BURTENSHAW	Legend Ford Coupe	8	9:30.017	18.275	3.873	73.55	1:09.634	5
13	99		Steve WHITELEGG	Legend Ford Sedan	8	9:30.316	18.574	0.299	73.51	1:09.388	6
14	4		Darren GAULTON	Legend Ford Coupe	8	9:32.677	20.935	2.361	73.21	1:09.691	6
15	77		Robin WEBB	Legend	8	9:37.561	25.819	4.884	72.59	1:10.561	3
16	85		Iain HOLDEN	Legend Chevy Coupe	8	9:38.218	26.476	0.657	72.51	1:10.329	5
17	69		Gerard McCOSH	Legend Ford Coupe	8	9:38.328	26.586	0.110	72.50	1:09.902	6
18	15		Nick BRACE	Legend Ford Coupe	8	9:45.845	34.103	7.517	71.57	1:10.708	5
19	43		Mick MERCER	Legend Ford Coupe	8	9:46.472	34.730	0.627	71.49	1:11.270	3
20	67		Bob BECKLEY	Legend Ford Coupe	8	9:46.814	35.072	0.342	71.45	1:11.198	3

NOT CLASSIFIED

DNF	76		David VERNON	Legend Ford Coupe	5	6:37.204	3 laps	3 laps	65.97	1:12.868	2
DNF	16		Richard POCKLINGTON	Legend Ford Coupe	2	3:01.642	6 laps	3 laps	57.70	1:13.797	1

FASTEST LAP

5			John HIGGINS	Legend Ford Coupe	7	1:07.660			77.46 mph	124.66 kph	
---	--	--	--------------	-------------------	---	----------	--	--	-----------	------------	--

Weather / Track : Sunny / Dry

These results are provisional until the conclusion of any judicial and technical matters.

Pembrey
Circuit Length = 1.4559 miles
Start: 17:21 End: 17:31

Clerk of Course :		Timekeeper :	
-------------------	--	--------------	--

Legends Cars Championship - Final

RACE 21 - LAP CHART

Lap 1			Lap 2			Lap 3			Lap 4			Lap 5		
No	Behind	Laptime	No	Behind	Laptime	No	Behind	Laptime	No	Behind	Laptime	No	Behind	Laptime
50		1:12.124	50		1:08.184	50		1:08.079	50		1:08.629	50		1:08.527
24	0.377	1:12.501	19	0.853	1:08.586	19	1.453	1:08.679	19	2.334	1:09.510	19	3.057	1:09.250
19	0.451	1:12.575	24	1.323	1:09.130	24	2.897	1:09.653	24	3.809	1:09.541	24	4.853	1:09.571
16	1.673	1:13.797	3	4.581	1:10.855	3	4.881	1:08.379	3	5.382	1:09.130	5	5.944	1:08.336
49	1.862	1:13.986	49	5.240	1:11.562	2	6.688	1:09.380	5	6.135	1:07.779	3	6.157	1:09.302
3	1.910	1:14.034	2	5.387	1:10.499	5	6.985	1:09.106	2	6.520	1:08.461	2	6.297	1:08.304
9	2.017	1:14.141	32	5.762	1:11.503	32	7.195	1:09.512	32	6.745	1:08.179	32	6.746	1:08.528
85	2.227	1:14.351	9	5.795	1:11.962	12	7.529	1:09.610	12	7.411	1:08.511	12	7.160	1:08.276
32	2.443	1:14.567	5	5.958	1:10.672	9	7.665	1:09.949	11	9.196	1:09.574	11	10.298	1:09.629
12	2.847	1:14.971	12	5.998	1:11.335	11	8.251	1:10.025	9	9.257	1:10.221	9	10.384	1:09.654
2	3.072	1:15.196	85	6.136	1:12.093	49	8.585	1:11.424	49	10.290	1:10.334	49	11.058	1:09.295
5	3.470	1:15.594	11	6.305	1:10.299	85	9.032	1:10.975	4	12.334	1:11.143	4	13.532	1:09.725
99	3.780	1:15.904	72	6.688	1:10.812	72	9.355	1:10.746	72	12.768	1:12.042	72	13.875	1:09.634
72	4.060	1:16.184	99	6.964	1:11.368	99	9.529	1:10.644	99	13.280	1:12.380	99	14.457	1:09.704
11	4.190	1:16.314	4	8.052	1:10.401	4	9.820	1:09.847	77	16.506	1:11.791	77	18.570	1:10.591
43	5.729	1:17.853	43	8.855	1:11.310	43	12.046	1:11.270	43	16.882	1:13.465	85	18.883	1:10.329
4	5.835	1:17.959	77	10.862	1:11.064	77	13.344	1:10.561	85	17.081	1:16.678	69	20.312	1:10.924
76	6.830	1:18.954	76	11.514	1:12.868	67	14.941	1:11.198	67	17.791	1:11.479	43	20.859	1:12.504
67	7.824	1:19.948	67	11.822	1:12.182	15	16.380	1:12.240	69	17.915	1:10.073	67	21.138	1:11.874
77	7.982	1:20.106	15	12.219	1:12.066	69	16.471	1:12.094	15	19.198	1:11.447	15	21.379	1:10.708
15	8.337	1:20.461	69	12.456	1:11.989	76	16.996	1:13.561	76	21.732	1:13.365	76	51.661	1:38.456
69	8.651	1:20.775	16	41.334	1:47.845									

Pembrey
 Circuit Length = 1.4559 miles
 Start: 17:21 End: 17:31

Legends Cars Championship - Final

RACE 21 - LAP CHART

Lap 6			Lap 7			Lap 8		
No	Behind	Laptime	No	Behind	Laptime	No	Behind	Laptime
50		1:08.564	50		1:08.756	50		1:08.879
19	3.988	1:09.495	19	4.198	1:08.966	5	4.103	1:08.693
5	5.385	1:08.005	5	4.289	1:07.660	2	4.576	1:08.702
24	5.741	1:09.452	2	4.753	1:07.677	19	4.648	1:09.329
2	5.832	1:08.099	32	6.584	1:08.665	32	6.555	1:08.850
32	6.675	1:08.493	24	6.991	1:10.006	24	8.076	1:09.964
12	8.623	1:10.027	12	9.793	1:09.926	12	9.766	1:08.852
3	8.850	1:11.257	3	10.192	1:10.098	3	9.890	1:08.577
11	10.258	1:08.524	11	10.762	1:09.260	11	10.134	1:08.251
9	10.512	1:08.692	9	10.873	1:09.117	9	11.161	1:09.167
49	12.061	1:09.567	49	13.174	1:09.869	49	14.402	1:10.107
4	14.659	1:09.691	72	16.237	1:09.903	72	18.275	1:10.917
72	15.090	1:09.779	4	16.321	1:10.418	99	18.574	1:10.984
99	15.281	1:09.388	99	16.469	1:09.944	4	20.935	1:13.493
85	21.100	1:10.781	85	23.639	1:11.295	77	25.819	1:10.837
77	21.459	1:11.453	77	23.861	1:11.158	85	26.476	1:11.716
69	21.650	1:09.902	69	23.970	1:11.076	69	26.586	1:11.495
15	25.149	1:12.334	15	28.672	1:12.279	15	34.103	1:14.310
67	25.334	1:12.760	43	29.375	1:12.537	43	34.730	1:14.234
43	25.594	1:13.299	67	32.307	1:15.729	67	35.072	1:11.644

Delphi British Truck Racing Association Championship - Class A
QUALIFYING FOR RACE 5 - CLASSIFICATION

POS	NO	CL	NAME	ENTRY	TIME	ON	LAPS	GAP	DIFF	MPH
1	9	A	Stuart OLIVER	Man TGA	1:12.728	8	10			72.06
2	6	A	Chris LEVETT	Man TGS 480	1:13.074	7	11	0.346	0.346	71.72
3	84	A	Mat SUMMERFIELD	MAN ERF 410	1:14.820	8	10	2.092	1.746	70.05
4	69	A	David JENKINS	MAN TGA	1:15.230	6	10	2.502	0.410	69.66
5	95	A	Richard COLLETT	ERF	1:17.085	3	6	4.357	1.855	67.99
6	55	A	Graham POWELL	ERF ECX	1:19.766	7	7	7.038	2.681	65.70
7	60	A	Roger BROOKFIELD	DAF CF	1:21.462	10	10	8.734	1.696	64.33
8	50	A	Carl BROOKFIELD	ERF E14	4:42.116	2	2	3:29.388	3:20.654	18.57

Weather / Track : Raining / Damp

These results are provisional until the conclusion of any judicial and technical matters.

Pembrey
 Circuit Length = 1.4559 miles
 Start: 10:34 End: 10:50

Clerk of Course :		Timekeeper :
-------------------	--	--------------


Delphi British Truck Racing Association Championship - Class A
QUALIFYING FOR RACE 5 - LAP ANALYSIS

6	Chris LEVETT						Man TGS 480					
1 -	1:14.204		+ 1.130	10:37:08.815	7 -	1:13.074					10:44:46.741	
2 -	1:13.999		+ 0.925	10:38:22.814	8 -	1:13.394		+ 0.320			10:46:00.135	
3 -	1:13.782		+ 0.708	10:39:36.596	9 -	1:13.083		+ 0.009			10:47:13.218	
4 -	1:28.442		+ 15.368	10:41:05.038	10 -	1:13.137		+ 0.063			10:48:26.355	
5 -	1:14.821		+ 1.747	10:42:19.859	11 -	1:40.615		+ 27.541			10:50:06.970	
6 -	1:13.808		+ 0.734	10:43:33.667								
9	Stuart OLIVER						Man TGA					
1 -	1:15.212		+ 2.484	10:36:54.760	6 -	1:13.112		+ 0.384			10:45:11.637	
2 -	1:13.280		+ 0.552	10:38:08.040	7 -	1:13.221		+ 0.493			10:46:24.858	
3 -	1:12.831		+ 0.103	10:39:20.871	8 -	1:12.728					10:47:37.586	
4 -	1:36.990 P		+ 24.262	10:40:57.861	9 -	1:12.976		+ 0.248			10:48:50.562	
5 -	3:00.664		+ 1:47.936	10:43:58.525	10 -	1:27.620		+ 14.892			10:50:18.182	
50	Carl BROOKFIELD						ERF E14					
1 -	1:50.048 P		+ - 2:52.068	10:37:51.551	2 -	4:42.116					10:42:33.667	
55	Graham POWELL						ERF ECX					
1 -	1:24.468		+ 4.702	10:37:23.058	5 -	1:29.724 P		+ 9.958			10:45:34.323	
2 -	1:21.099		+ 1.333	10:38:44.157	6 -	3:08.977		+ 1:49.211			10:48:43.300	
3 -	1:34.741 P		+ 14.975	10:40:18.898	7 -	1:19.766					10:50:03.066	
4 -	3:45.701		+ 2:25.935	10:44:04.599								
60	Roger BROOKFIELD						DAF CF					
1 -	1:28.726		+ 7.264	10:37:31.439	6 -	1:22.383		+ 0.921			10:44:24.192	
2 -	1:23.540		+ 2.078	10:38:54.979	7 -	1:21.912		+ 0.450			10:45:46.104	
3 -	1:22.869		+ 1.407	10:40:17.848	8 -	1:21.485		+ 0.023			10:47:07.589	
4 -	1:22.481		+ 1.019	10:41:40.329	9 -	1:22.012		+ 0.550			10:48:29.601	
5 -	1:21.480		+ 0.018	10:43:01.809	10 -	1:21.462					10:49:51.063	
69	David JENKINS						MAN TGA					
1 -	1:17.612		+ 2.382	10:37:20.198	6 -	1:15.230					10:43:39.088	
2 -	1:16.050		+ 0.820	10:38:36.248	7 -	1:15.361		+ 0.131			10:44:54.449	
3 -	1:16.136		+ 0.906	10:39:52.384	8 -	1:30.306 P		+ 15.076			10:46:24.755	
4 -	1:15.473		+ 0.243	10:41:07.857	9 -	1:41.303		+ 26.073			10:48:06.058	
5 -	1:16.001		+ 0.771	10:42:23.858	10 -	1:15.620		+ 0.390			10:49:21.678	
84	Mat SUMMERFIELD						MAN ERF 410					
1 -	1:16.737		+ 1.917	10:36:59.337	6 -	1:15.245		+ 0.425			10:43:19.016	
2 -	1:15.827		+ 1.007	10:38:15.164	7 -	1:15.401		+ 0.581			10:44:34.417	
3 -	1:16.424		+ 1.604	10:39:31.588	8 -	1:14.820					10:45:49.237	
4 -	1:15.367		+ 0.547	10:40:46.955	9 -	1:15.668		+ 0.848			10:47:04.905	
5 -	1:16.816		+ 1.996	10:42:03.771	10 -	1:38.253 P		+ 23.433			10:48:43.158	
95	Richard COLLETT						ERF					
1 -	1:18.593		+ 1.508	10:37:15.245	4 -	1:35.889 P		+ 18.804			10:41:25.507	
2 -	1:17.288		+ 0.203	10:38:32.533	5 -	4:20.723		+ 3:03.638			10:45:46.230	
3 -	1:17.085			10:39:49.618	6 -	1:51.254 P		+ 34.169			10:47:37.484	

Pembrey
Circuit Length = 1.4559 miles
Start: 10:34 End: 10:50

Delphi British Truck Racing Association Championship - Class A

RACE 5 - GRID

ROW 4	1:21.462 60 Roger BROOKFIELD	4:42.116 50 Carl BROOKFIELD
ROW 3	1:17.085 95 Richard COLLETT	1:19.766 55 Graham POWELL
ROW 2	1:14.820 84 Mat SUMMERFIELD	1:15.230 69 David JENKINS
ROW 1	1:12.728 9 Stuart OLIVER	1:13.074 6 Chris LEVETT
Pole		
		

Pembrey
Circuit Length = 1.4559 miles

These results are provisional until the conclusion of any judicial and technical matters.

Clerk of Course :		Timekeeper :
-------------------	--	--------------

Delphi British Truck Racing Association Championship - Class A

RACE 5 - CLASSIFICATION

POS	NO	CL	NAME	ENTRY	LAPS	TIME	GAP	DIFF	MPH	BEST	ON
1	9	A	Stuart OLIVER	Man TGA	10	11:56.917			73.10	1:11.009	2
2	6	A	Chris LEVETT	Man TGS 480	10	12:13.246	16.329	16.329	71.47	1:11.360	10
3	84	A	Mat SUMMERFIELD	MAN ERF 410	10	12:17.256	20.339	4.010	71.08	1:13.121	10
4	95	A	Richard COLLETT	ERF	10	12:25.946	29.029	8.690	70.26	1:13.242	5
5	55	A	Graham POWELL	ERF ECX	10	12:53.432	56.515	27.486	67.76	1:16.590	5
6	69	A	David JENKINS	MAN TGA	10	13:14.898	1:17.981	21.466	65.93	1:16.920	2
7	60	A	Roger BROOKFIELD	DAF CF	9	11:59.975	1 lap	1 lap	65.51	1:17.585	7
NOT CLASSIFIED											
DNF	50	A	Carl BROOKFIELD	ERF E14	2	3:10.402	8 laps	7 laps	55.05	1:29.384	1
FASTEST LAP											
9	A	Stuart OLIVER	Man TGA	2	1:11.009				73.80 mph	118.78 kph	

Weather / Track : Cloudy / Drying

These results are provisional until the conclusion of any judicial and technical matters.

Pembrey
 Circuit Length = 1.4559 miles
 Start: 14:28 End: 14:42

Clerk of Course :

Timekeeper :

Delphi British Truck Racing Association Championship - Class A

RACE 5 - LAP CHART

Lap 1			Lap 2			Lap 3			Lap 4			Lap 5		
No	Behind	Laptime	No	Behind	Laptime	No	Behind	Laptime	No	Behind	Laptime	No	Behind	Laptime
9		1:12.396	9		1:11.009	9		1:11.639	9		1:11.443	9		1:11.381
6	0.418	1:12.814	6	1.399	1:11.990	6	2.270	1:12.510	6	2.560	1:11.733	6	2.948	1:11.769
84	3.863	1:16.259	84	6.336	1:13.482	84	8.144	1:13.447	84	10.023	1:13.322	84	12.000	1:13.358
55	6.868	1:19.264	95	11.700	1:15.657	95	13.411	1:13.350	95	15.551	1:13.583	95	17.412	1:13.242
95	7.052	1:19.448	55	12.838	1:16.979	55	17.795	1:16.596	55	23.597	1:17.245	55	28.806	1:16.590
60	10.470	1:22.866	69	17.911	1:16.920	69	25.196	1:18.924	69	32.660	1:18.907	69	40.053	1:18.774
69	12.000	1:24.396	60	18.001	1:18.540	60	28.274	1:21.912	60	35.304	1:18.473	60	41.713	1:17.790
50	16.988	1:29.384	50	46.997	1:41.018									

Pembrey
Circuit Length = 1.4559 miles
Start: 14:28 End: 14:42


Delphi British Truck Racing Association Championship - Class A

RACE 5 - LAP CHART

Lap 6			Lap 7			Lap 8			Lap 9			Lap 10		
No	Behind	Laptime	No	Behind	Laptime	No	Behind	Laptime	No	Behind	Laptime	No	Behind	Laptime
9		1:11.480	9		1:11.602	9		1:11.652	9		1:11.822	9		1:12.493
6	7.638	1:16.170	6	10.780	1:14.744	6	14.836	1:15.708	6	17.462	1:14.448	60	1 LAP	1:23.503
84	14.563	1:14.043	84	16.421	1:13.460	84	18.160	1:13.391	84	19.711	1:13.373	6	16.329	1:11.360
95	20.024	1:14.092	95	21.898	1:13.476	95	23.878	1:13.632	95	27.259	1:15.203	84	20.339	1:13.121
55	34.420	1:17.094	55	39.621	1:16.803	55	45.041	1:17.072	55	50.483	1:17.264	95	29.029	1:14.263
69	46.400	1:17.827	69	53.210	1:18.412	69	1:01.451	1:19.893	69	1:09.407	1:19.778	55	56.515	1:18.525
60	48.792	1:18.559	60	54.775	1:17.585	60	1:03.870	1:20.747				69	1:17.981	1:21.067

Pembrey
 Circuit Length = 1.4559 miles
 Start: 14:28 End: 14:42

Delphi British Truck Racing Association Championship
RACE 14 - GRID

ROW 4	60 Roger BROOKFIELD	1:29.384 50 Carl BROOKFIELD
ROW 3	55 Graham POWELL	69 David JENKINS
ROW 2	84 Mat SUMMERFIELD	95 Richard COLLETT
ROW 1	9 Stuart OLIVER	6 Chris LEVETT
Pole		
		

Pembrey
Circuit Length = 1.4559 miles

These results are provisional until the conclusion of any judicial and technical matters.

Clerk of Course :		Timekeeper :

Delphi British Truck Racing Association Championship

WARM UP - CLASSIFICATION

POS	NO	CL	NAME	ENTRY	TIME	ON	LAPS	GAP	DIFF	MPH
1	9	A	Stuart OLIVER	Man TGA	1:11.440	6	11			73.36
2	6	A	Chris LEVETT	Man TGS 480	1:11.589	1	11	0.149	0.149	73.21
3	84	A	Mat SUMMERFIELD	MAN ERF 410	1:13.206	1	12	1.766	1.617	71.59
4	69	A	David JENKINS	MAN TGA	1:13.991	5	8	2.551	0.785	70.83
5	95	A	Richard COLLETT	ERF	1:14.729	5	7	3.289	0.738	70.13
6	32	B	Cees ZANDBERGEN	Scania T124	1:15.749	1	6	4.309	1.020	69.19
7	55	A	Graham POWELL	ERF ECX	1:16.164	7	10	4.724	0.415	68.81
8	25	B	Ben HORNE	White Aerodyne	1:16.945	6	9	5.505	0.781	68.11
9	61	B	David BALL	Seddon Atkinson Strato	1:17.057	7	7	5.617	0.112	68.01
10	60	A	Roger BROOKFIELD	DAF CF	1:17.599	8	11	6.159	0.542	67.54
11	54	B	Steven POWELL	Ford Cargo	1:18.300	7	11	6.860	0.701	66.93
12	96	B	Gareth DAVIS	Seddon Atkinson Strato	1:18.874	2	4	7.434	0.574	66.44
13	58	B	Andrew LOVENBERRY	Sisu SL250	1:19.426	4	10	7.986	0.552	65.98
14	90	B	Adam ATKINS	White Road Boss II	1:19.801	3	10	8.361	0.375	65.67
15	70	B	Brian BURT	Volvo White	1:20.224	6	9	8.784	0.423	65.33

Weather / Track : Bright / Dry

These results are provisional until the conclusion of any judicial and technical matters.

Pembrey
Circuit Length = 1.4559 miles
Start: 09:20 End: 09:37

Clerk of Course :		Timekeeper :
-------------------	--	--------------

Delphi British Truck Racing Association Championship

WARM UP - LAP ANALYSIS

6	Chris LEVETT		Man TGS 480				
1 -	1:11.589		9:23:30.356	7 -	1:13.941	+ 2.352	9:31:13.619
2 -	1:11.928	+ 0.339	9:24:42.284	8 -	1:12.065	+ 0.476	9:32:25.684
3 -	1:11.954	+ 0.365	9:25:54.238	9 -	1:59.283	+ 47.694	9:34:24.967
4 -	1:12.314	+ 0.725	9:27:06.552	10 -	1:14.059	+ 2.470	9:35:39.026
5 -	1:25.305	+ 13.716	9:28:31.857	11 -	1:13.474	+ 1.885	9:36:52.500
6 -	1:27.821	+ 16.232	9:29:59.678				
9	Stuart OLIVER		Man TGA				
1 -	1:11.873	+ 0.433	9:23:24.693	7 -	1:12.838	+ 1.398	9:31:54.422
2 -	1:12.050	+ 0.610	9:24:36.743	8 -	1:13.174	+ 1.734	9:33:07.596
3 -	1:11.933	+ 0.493	9:25:48.676	9 -	1:13.143	+ 1.703	9:34:20.739
4 -	1:37.352 P	+ 25.912	9:27:26.028	10 -	1:12.089	+ 0.649	9:35:32.828
5 -	2:04.116	+ 52.676	9:29:30.144	11 -	1:12.289	+ 0.849	9:36:45.117
6 -	1:11.440		9:30:41.584				
25	Ben HORNE		White Aerodyne				
1 -	1:26.315	+ 9.370	9:24:03.597	6 -	1:16.945		9:30:31.453
2 -	1:17.762	+ 0.817	9:25:21.359	7 -	1:18.483	+ 1.538	9:31:49.936
3 -	1:18.095	+ 1.150	9:26:39.454	8 -	1:17.513	+ 0.568	9:33:07.449
4 -	1:18.039	+ 1.094	9:27:57.493	9 -	1:21.554	+ 4.609	9:34:29.003
5 -	1:17.015	+ 0.070	9:29:14.508				
32	Cees ZANDBERGEN		Scania T124				
1 -	1:15.749		9:23:21.341	4 -	1:16.242	+ 0.493	9:27:09.956
2 -	1:16.607	+ 0.858	9:24:37.948	5 -	3:29.191	+ 2:13.442	9:30:39.147
3 -	1:15.766	+ 0.017	9:25:53.714	6 -	1:41.846 P	+ 26.097	9:32:20.993
54	Steven POWELL		Ford Cargo				
1 -	1:20.536	+ 2.236	9:23:43.956	7 -	1:18.300		9:31:42.255
2 -	1:19.600	+ 1.300	9:25:03.556	8 -	1:18.439	+ 0.139	9:33:00.694
3 -	1:18.886	+ 0.586	9:26:22.442	9 -	1:19.612	+ 1.312	9:34:20.306
4 -	1:20.831	+ 2.531	9:27:43.273	10 -	1:18.662	+ 0.362	9:35:38.968
5 -	1:20.266	+ 1.966	9:29:03.539	11 -	1:18.385	+ 0.085	9:36:57.353
6 -	1:20.416	+ 2.116	9:30:23.955				
55	Graham POWELL		ERF ECX				
1 -	1:18.462	+ 2.298	9:23:44.840	6 -	1:20.145	+ 3.981	9:30:13.837
2 -	1:17.434	+ 1.270	9:25:02.274	7 -	1:16.164		9:31:30.001
3 -	1:17.616	+ 1.452	9:26:19.890	8 -	1:26.991	+ 10.827	9:32:56.992
4 -	1:16.645	+ 0.481	9:27:36.535	9 -	1:23.770	+ 7.606	9:34:20.762
5 -	1:17.157	+ 0.993	9:28:53.692	10 -	1:20.545	+ 4.381	9:35:41.307
58	Andrew LOVENBERRY		Sisu SL250				
1 -	1:28.173	+ 8.747	9:24:12.593	6 -	1:25.997	+ 6.571	9:30:58.636
2 -	1:20.990	+ 1.564	9:25:33.583	7 -	1:21.325	+ 1.899	9:32:19.961
3 -	1:19.633	+ 0.207	9:26:53.216	8 -	1:20.917	+ 1.491	9:33:40.878
4 -	1:19.426		9:28:12.642	9 -	1:19.820	+ 0.394	9:35:00.698
5 -	1:19.997	+ 0.571	9:29:32.639	10 -	1:20.167	+ 0.741	9:36:20.865
60	Roger BROOKFIELD		DAF CF				
1 -	1:25.624	+ 8.025	9:23:51.742	7 -	1:17.741	+ 0.142	9:31:40.309
2 -	1:18.099	+ 0.500	9:25:09.841	8 -	1:17.599		9:32:57.908
3 -	1:18.317	+ 0.718	9:26:28.158	9 -	1:18.034	+ 0.435	9:34:15.942
4 -	1:17.659	+ 0.060	9:27:45.817	10 -	1:18.391	+ 0.792	9:35:34.333
5 -	1:18.746	+ 1.147	9:29:04.563	11 -	1:18.226	+ 0.627	9:36:52.559
6 -	1:18.005	+ 0.406	9:30:22.568				
61	David BALL		Seddon Atkinson Strato				
1 -	1:25.630	+ 8.573	9:24:14.226	5 -	1:30.851 P	+ 13.794	9:31:17.661
2 -	1:19.877	+ 2.820	9:25:34.103	6 -	4:01.020	+ 2:43.963	9:35:18.681
3 -	1:37.880 P	+ 20.823	9:27:11.983	7 -	1:17.057		9:36:35.738
4 -	2:34.827	+ 1:17.770	9:29:46.810				

Pembrey
Circuit Length = 1.4559 miles
Start: 09:20 End: 09:37

Delphi British Truck Racing Association Championship
WARM UP - LAP ANALYSIS

69	David JENKINS		MAN TGA			
1 -	1:14.797	+ 0.806	9:23:34.254	5 -	1:13.991	9:28:31.219
2 -	1:14.462	+ 0.471	9:24:48.716	6 -	1:36.907 P	+ 22.916 9:30:08.126
3 -	1:14.021	+ 0.030	9:26:02.737	7 -	3:01.392	+ 1:47.401 9:33:09.518
4 -	1:14.491	+ 0.500	9:27:17.228	8 -	1:15.065	+ 1.074 9:34:24.583
70	Brian BURT		Volvo White			
1 -	1:26.463	+ 6.239	9:24:02.973	6 -	1:20.224	9:32:23.859
2 -	1:35.821 P	+ 15.597	9:25:38.794	7 -	1:22.590	+ 2.366 9:33:46.449
3 -	2:44.181	+ 1:23.957	9:28:22.975	8 -	1:29.065	+ 8.841 9:35:15.514
4 -	1:20.261	+ 0.037	9:29:43.236	9 -	1:24.870	+ 4.646 9:36:40.384
5 -	1:20.399	+ 0.175	9:31:03.635			
84	Mat SUMMERFIELD		MAN ERF 410			
1 -	1:13.206		9:23:13.466	7 -	1:14.016	+ 0.810 9:30:39.622
2 -	1:13.428	+ 0.222	9:24:26.894	8 -	1:14.622	+ 1.416 9:31:54.244
3 -	1:14.049	+ 0.843	9:25:40.943	9 -	1:14.266	+ 1.060 9:33:08.510
4 -	1:13.846	+ 0.640	9:26:54.789	10 -	1:14.278	+ 1.072 9:34:22.788
5 -	1:15.274	+ 2.068	9:28:10.063	11 -	1:15.075	+ 1.869 9:35:37.863
6 -	1:15.543	+ 2.337	9:29:25.606	12 -	1:14.438	+ 1.232 9:36:52.301
90	Adam ATKINS		White Road Boss II			
1 -	1:27.874	+ 8.073	9:24:08.634	6 -	1:27.436	+ 7.635 9:30:57.636
2 -	1:19.958	+ 0.157	9:25:28.592	7 -	1:20.834	+ 1.033 9:32:18.470
3 -	1:19.801		9:26:48.393	8 -	1:20.582	+ 0.781 9:33:39.052
4 -	1:20.231	+ 0.430	9:28:08.624	9 -	1:19.935	+ 0.134 9:34:58.987
5 -	1:21.576	+ 1.775	9:29:30.200	10 -	1:21.216	+ 1.415 9:36:20.203
95	Richard COLLETT		ERF			
1 -	1:22.891	+ 8.162	9:23:55.063	5 -	1:14.729	9:28:56.952
2 -	1:15.131	+ 0.402	9:25:10.194	6 -	1:15.200	+ 0.471 9:30:12.152
3 -	1:15.097	+ 0.368	9:26:25.291	7 -	1:43.910 P	+ 29.181 9:31:56.062
4 -	1:16.932	+ 2.203	9:27:42.223			
96	Gareth DAVIS		Seddon Atkinson Strato			
1 -	1:19.423	+ 0.549	9:23:42.367	3 -	1:21.393	+ 2.519 9:26:22.634
2 -	1:18.874		9:25:01.241	4 -	1:20.245	+ 1.371 9:27:42.879

Pembrey
Circuit Length = 1.4559 miles
Start: 09:20 End: 09:37

Delphi British Truck Racing Association Championship - Class A + B

RACE 14 - CLASSIFICATION

POS	NO	CL	NAME	ENTRY	LAPS	TIME	GAP	DIFF	MPH	BEST	ON
1	9	A	Stuart OLIVER	Man TGA	10	12:01.417			72.65	1:11.285	2
2	6	A	Chris LEVETT	Man TGS 480	10	12:09.281	7.864	7.864	71.86	1:11.354	8
3	84	A	Mat SUMMERFIELD	MAN ERF 410	10	12:18.526	17.109	9.245	70.96	1:12.837	2
4	69	A	David JENKINS	MAN TGA	10	12:24.964	23.547	6.438	70.35	1:13.566	2
5	95	A	Richard COLLETT	ERF	10	12:28.983	27.566	4.019	69.97	1:13.516	5
6	55	A	Graham POWELL	ERF ECX	10	12:39.647	38.230	10.664	68.99	1:14.936	4
7	60	A	Roger BROOKFIELD	DAF CF	10	13:00.106	58.689	20.459	67.18	1:16.606	2
8	96	B	Gareth DAVIS	Seddon Atkinson Strato	9	12:03.918	1 lap	1 lap	65.15	1:18.828	5
9	25	B	Ben HORNE	White Aerodyne	9	12:44.792	1 lap	40.874	61.67	1:19.410	8
NOT CLASSIFIED											
DNF	58	B	Andrew LOVENBERRY	Sisu SL250	8	11:02.767	2 laps	1 lap	63.26	1:16.290	2
DNF	61	B	David BALL	Seddon Atkinson Strato	6	8:15.221	4 laps	2 laps	63.50	1:16.100	2
FASTEST LAP											
9	A	Stuart OLIVER	Man TGA	2	1:11.285	73.52 mph			118.32 kph		
61	B	David BALL	Seddon Atkinson Strato	2	1:16.100	68.87 mph			110.83 kph		

Weather / Track : Sunny / Dry

These results are provisional until the conclusion of any judicial and technical matters.

Pembrey
Circuit Length = 1.4559 miles
Start: 13:46 End: 13:59

Clerk of Course :

Timekeeper :

Delphi British Truck Racing Association Championship - Class A + B

RACE 14 - LAP CHART

Lap 1			Lap 2			Lap 3			Lap 4			Lap 5		
No	Behind	Laptime	No	Behind	Laptime	No	Behind	Laptime	No	Behind	Laptime	No	Behind	Laptime
9		1:14.463	9		1:11.285	9		1:11.728	9		1:11.712	9		1:11.536
84	2.297	1:16.760	84	3.849	1:12.837	84	5.441	1:13.320	6	6.765	1:12.708	6	7.290	1:12.061
6	3.928	1:18.391	6	4.206	1:11.563	6	5.769	1:13.291	84	7.550	1:13.821	84	9.983	1:13.969
69	3.990	1:18.453	69	6.271	1:13.566	69	8.731	1:14.188	69	11.269	1:14.250	69	13.815	1:14.082
95	4.974	1:19.437	95	7.381	1:13.692	95	10.030	1:14.377	95	12.529	1:14.211	95	14.509	1:13.516
55	6.208	1:20.671	55	9.963	1:15.040	55	13.787	1:15.552	55	17.011	1:14.936	55	20.647	1:15.172
60	7.630	1:22.093	60	12.951	1:16.606	60	17.970	1:16.747	60	24.917	1:18.659	60	30.853	1:17.472
58	8.505	1:22.968	58	13.510	1:16.290	58	18.833	1:17.051	61	27.538	1:19.871	61	34.435	1:18.433
96	9.994	1:24.457	61	14.994	1:16.100	61	19.379	1:16.113	58	31.965	1:24.844	58	39.414	1:18.985
61	10.179	1:24.642	96	18.452	1:19.743	96	25.649	1:18.925	96	33.827	1:19.890	96	41.119	1:18.828
25	17.945	1:32.408	25	34.862	1:28.202	25	54.304	1:31.170	25	1:08.237	1:25.645			

Pembrey
 Circuit Length = 1.4559 miles
 Start: 13:46 End: 13:59


Delphi British Truck Racing Association Championship - Class A + B

RACE 14 - LAP CHART

Lap 6			Lap 7			Lap 8			Lap 9			Lap 10		
No	Behind	Laptime	No	Behind	Laptime	No	Behind	Laptime	No	Behind	Laptime	No	Behind	Laptime
9		1:12.228	9		1:12.112	9		1:12.116	9		1:12.090	9		1:12.147
25	1 LAP	1:22.668	6	9.916	1:14.171	6	9.154	1:11.354	6	8.516	1:11.452	96	1 LAP	1:21.439
6	7.857	1:12.795	84	12.358	1:13.153	84	13.255	1:13.013	58	1 LAP	1:41.785 P	6	7.864	1:11.495
84	11.317	1:13.562	69	17.612	1:13.965	69	19.215	1:13.719	84	14.587	1:13.422	84	17.109	1:14.669
69	15.759	1:14.172	25	1 LAP	1:22.633	95	23.146	1:16.939	69	21.248	1:14.123	69	23.547	1:14.446
95	16.258	1:13.977	95	18.323	1:14.177	25	1 LAP	1:20.528	95	25.102	1:14.046	95	27.566	1:14.611
55	24.041	1:15.622	55	27.508	1:15.579	55	31.445	1:16.053	25	1 LAP	1:19.410	55	38.230	1:15.651
60	36.747	1:18.122	60	41.710	1:17.075	60	47.053	1:17.459	55	34.726	1:15.371	25	1 LAP	1:22.128
58	45.731	1:18.545	58	55.918	1:22.299	96	1:05.299	1:21.366	60	52.425	1:17.462	60	58.689	1:18.411
96	48.512	1:19.621	96	56.049	1:19.649									
61	1:02.269	1:40.062												

Pembrey
 Circuit Length = 1.4559 miles
 Start: 13:46 End: 13:59

Delphi British Truck Racing Association Championship - Class A + B
RACE 20 - GRID

ROW 6	61 David BALL	
ROW 5	25 Ben HORNE	58 Andrew LOVENBERRY
ROW 4	60 Roger BROOKFIELD	96 Gareth DAVIS
ROW 3	95 Richard COLLETT	55 Graham POWELL
ROW 2	84 Mat SUMMERFIELD	69 David JENKINS
ROW 1	9 Stuart OLIVER	6 Chris LEVETT
Pole		
		

Pembrey
Circuit Length = 1.4559 miles

These results are provisional until the conclusion of any judicial and technical matters.

Clerk of Course :		Timekeeper :
-------------------	--	--------------

Delphi British Truck Racing Association Championship - Class A + B

RACE 20 - CLASSIFICATION

POS	NO	CL	NAME	ENTRY	LAPS	TIME	GAP	DIFF	MPH	BEST	ON
1	9	A	Stuart OLIVER	Man TGA	10	11:59.655			72.82	1:11.158	5
2	69	A	David JENKINS	MAN TGA	10	12:21.202	21.547	21.547	70.71	1:13.015	6
3	95	A	Richard COLLETT	ERF	10	12:23.180	23.525	1.978	70.52	1:12.855	6
4	55	A	Graham POWELL	ERF ECX	10	12:41.292	41.637	18.112	68.84	1:14.997	4
5	97	B	Garry GEORGE	Foden Alpha	10	12:52.134	52.479	10.842	67.87	1:16.440	7
6	60	A	Roger BROOKFIELD	DAF CF	10	13:15.127	1:15.472	22.993	65.91	1:17.748	5
7	96	B	Gareth DAVIS	Seddon Atkinson Strato	9	12:06.917	1 lap	1 lap	64.89	1:19.051	7
8	58	B	Andrew LOVENBERRY	Sisu SL250	9	12:25.016	1 lap	18.099	63.31	1:17.761	8
9	70	B	Brian BURT	Volvo White	9	12:34.323	1 lap	9.307	62.53	1:20.299	2

NOT CLASSIFIED

DNF	32	B	Cees ZANDBERGEN	Scania T124	7	9:30.655	3 laps	2 laps	64.29	1:15.376	4
DNF	61	B	David BALL	Seddon Atkinson Strato	7	10:45.327	3 laps	1:14.672	56.85	1:18.117	6
DNC	54	B	Steven POWELL	Ford Cargo	7	12:09.400	3 laps	1:24.073	50.29	1:18.664	5
DNF	84	A	Mat SUMMERFIELD	MAN ERF 410	2	2:54.003	8 laps	5 laps	60.24	1:16.840	1

FASTEST LAP

9	A	Stuart OLIVER	Man TGA	5	1:11.158	73.65 mph	118.53 kph
32	B	Cees ZANDBERGEN	Scania T124	4	1:15.376	69.53 mph	111.90 kph

Weather / Track : Sunny / Dry

These results are provisional until the conclusion of any judicial and technical matters.

Pembrey
Circuit Length = 1.4559 miles
Start: 16:59 End: 17:12

Clerk of Course :

Timekeeper :

Delphi British Truck Racing Association Championship - Class A + B

RACE 20 - LAP CHART

Lap 1			Lap 2			Lap 3			Lap 4			Lap 5		
No	Behind	Laptime	No	Behind	Laptime	No	Behind	Laptime	No	Behind	Laptime	No	Behind	Laptime
9		1:14.145	9		1:11.249	9		1:11.166	9		1:11.169	9		1:11.158
84	2.695	1:16.840	69	6.059	1:14.128	69	8.632	1:13.739	69	11.063	1:13.600	69	13.385	1:13.480
69	3.180	1:17.325	95	6.982	1:15.050	95	9.777	1:13.961	95	11.637	1:13.029	95	14.658	1:14.179
95	3.181	1:17.326	55	9.593	1:15.067	55	13.901	1:15.474	55	17.729	1:14.997	55	22.477	1:15.906
55	5.775	1:19.920	97	12.366	1:16.813	97	17.947	1:16.747	97	23.956	1:17.178	97	29.816	1:17.018
97	6.802	1:20.947	32	16.887	1:16.789	32	21.282	1:15.561	32	25.489	1:15.376	32	30.514	1:16.183
96	10.532	1:24.677	96	19.456	1:20.173	60	26.812	1:18.231	60	34.389	1:18.746	60	40.979	1:17.748
60	11.326	1:25.471	60	19.747	1:19.670	58	27.795	1:18.444	54	2 LAPS	2:04.949	54	2 LAPS	1:20.035
32	11.347	1:25.492	58	20.517	1:20.071	96	30.395	1:22.105	96	39.910	1:20.684	96	48.756	1:20.004
58	11.695	1:25.840	61	21.654	1:20.406	61	30.793	1:20.305	58	40.872	1:24.246	58	49.521	1:19.807
61	12.497	1:26.642	70	25.145	1:20.299	70	34.633	1:20.654	70	46.219	1:22.755	70	56.441	1:21.380
70	16.095	1:30.240	84	28.609	1:37.163				61	54.073	1:34.449			
			54	1 LAP	3:18.310									

Pembrey
 Circuit Length = 1.4559 miles
 Start: 16:59 End: 17:12

Delphi British Truck Racing Association Championship - Class A + B

RACE 20 - LAP CHART

Lap 6			Lap 7			Lap 8			Lap 9			Lap 10		
No	Behind	Laptime	No	Behind	Laptime	No	Behind	Laptime	No	Behind	Laptime	No	Behind	Laptime
9		1:11.294	9		1:11.614	9		1:11.520	9		1:13.666	9		1:12.674
69	15.106	1:13.015	69	16.980	1:13.488	70	1 LAP	1:24.166	96	1 LAP	1:20.362	96	1 LAP	1:19.791
95	16.219	1:12.855	95	17.594	1:12.989	69	19.424	1:13.964	54	3 LAPS	1:20.419	54	3 LAPS	1:19.508
55	27.441	1:16.258	55	31.014	1:15.187	95	21.858	1:15.784	69	20.006	1:14.248	69	21.547	1:14.215
61	1 LAP	1:59.086	61	1 LAP	1:18.117	55	35.190	1:15.696	95	22.611	1:14.419	95	23.525	1:13.588
97	35.072	1:16.550	97	39.898	1:16.440	97	45.197	1:16.819	70	1 LAP	1:27.765	58	1 LAP	1:39.688 P
32	35.782	1:16.562	60	58.305	1:21.606	60	1:05.061	1:18.276	55	37.665	1:16.141	70	1 LAP	1:23.041
60	48.313	1:18.628	96	1:04.969	1:19.051	61	1 LAP	1:46.322 P	97	48.087	1:16.556	55	41.637	1:16.646
96	57.532	1:20.070	58	1:05.772	1:18.067	58	1:12.013	1:17.761	60	1:09.163	1:17.768	97	52.479	1:17.066
58	59.319	1:21.092	54	2 LAPS	1:18.664							60	1:15.472	1:18.983
54	2 LAPS	1:27.515	32	1:08.860	1:44.692									
70	1:09.170	1:24.023												

Pembrey
 Circuit Length = 1.4559 miles
 Start: 16:59 End: 17:12

Delphi British Truck Racing Association Championship
QUALIFYING FOR RACE 2 - CLASSIFICATION

POS	NO	CL	NAME	ENTRY	TIME	ON	LAPS	GAP	DIFF	MPH
1	32	B	Cees ZANDBERGEN	Scania T124	1:17.683	10	10			67.46
2	81	B	Elton BOOCOCK	Seddon Atkinson	1:18.184	2	10	0.501	0.501	67.03
3	25	B	Ben HORNE	White Aerodyne	1:19.113	3	11	1.430	0.929	66.24
4	97	B	Garry GEORGE	Foden Alpha	1:19.327	3	7	1.644	0.214	66.07
5	54	B	Steven POWELL	Ford Cargo	1:19.548	1	10	1.865	0.221	65.88
6	58	B	Andrew LOVENBERRY	Sisu SL250	1:20.721	6	6	3.038	1.173	64.92
7	96	B	Gareth DAVIS	Seddon Atkinson Strato	1:21.363	2	10	3.680	0.642	64.41
8	70	B	Brian BURT	Volvo White	1:21.446	3	10	3.763	0.083	64.35
9	90	B	Adam ATKINS	White Road Boss II	1:21.538	4	10	3.855	0.092	64.27

Weather / Track : Cloudy / Drying

These results are provisional until the conclusion of any judicial and technical matters.

Pembrey
 Circuit Length = 1.4559 miles
 Start: 09:28 End: 09:45


Clerk of Course :		Timekeeper :
-------------------	--	--------------

Delphi British Truck Racing Association Championship
QUALIFYING FOR RACE 2 - LAP ANALYSIS

25	Ben HORNE		White Aerodyne				
1 -	1:19.835	+ 0.722	9:31:23.976	7 -	1:21.151	+ 2.038	9:39:24.437
2 -	1:19.867	+ 0.754	9:32:43.843	8 -	1:19.905	+ 0.792	9:40:44.342
3 -	1:19.113		9:34:02.956	9 -	1:19.579	+ 0.466	9:42:03.921
4 -	1:20.357	+ 1.244	9:35:23.313	10 -	1:20.372	+ 1.259	9:43:24.293
5 -	1:19.671	+ 0.558	9:36:42.984	11 -	1:49.244	+ 30.131	9:45:13.537
6 -	1:20.302	+ 1.189	9:38:03.286				
32	Cees ZANDBERGEN		Scania T124				
1 -	1:21.367	+ 3.684	9:31:54.957	6 -	1:18.087	+ 0.404	9:38:28.538
2 -	1:18.767	+ 1.084	9:33:13.724	7 -	1:18.363	+ 0.680	9:39:46.901
3 -	1:18.202	+ 0.519	9:34:31.926	8 -	1:22.347	+ 4.664	9:41:09.248
4 -	1:19.442	+ 1.759	9:35:43.279	9 -	1:22.410	+ 4.727	9:42:31.658
5 -	1:19.083	+ 1.400	9:37:10.451	10 -	1:17.683		9:43:49.341
54	Steven POWELL		Ford Cargo				
1 -	1:19.548		9:31:25.232	6 -	1:20.700	+ 1.152	9:38:24.399
2 -	1:37.216	+ 17.668	9:33:02.448	7 -	1:20.311	+ 0.763	9:39:44.710
3 -	1:20.499	+ 0.951	9:34:22.947	8 -	1:21.233	+ 1.685	9:41:05.943
4 -	1:20.332	+ 0.784	9:35:43.279	9 -	1:20.434	+ 0.886	9:42:26.377
5 -	1:20.420	+ 0.872	9:37:03.699	10 -	1:22.100	+ 2.552	9:43:48.477
58	Andrew LOVENBERRY		Sisu SL250				
1 -	1:28.638	+ 7.917	9:32:06.902	4 -	1:22.476	+ 1.755	9:41:52.895
2 -	1:22.534	+ 1.813	9:33:29.436	5 -	1:22.399	+ 1.678	9:43:15.294
3 -	7:00.983	+ 5:40.262	9:40:30.419	6 -	1:20.721		9:44:36.015
70	Brian BURT		Volvo White				
1 -	1:28.676	+ 7.230	9:31:39.178	6 -	1:22.621	+ 1.175	9:38:37.504
2 -	1:28.123	+ 6.677	9:33:07.301	7 -	1:22.549	+ 1.103	9:40:00.053
3 -	1:21.446		9:34:28.747	8 -	1:22.157	+ 0.711	9:41:22.210
4 -	1:22.582	+ 1.136	9:35:51.329	9 -	1:23.974	+ 2.528	9:42:46.184
5 -	1:23.554	+ 2.108	9:37:14.883	10 -	1:21.658	+ 0.212	9:44:07.842
81	Elton BOOCOCK		Seddon Atkinson				
1 -	1:27.995	+ 9.811	9:31:51.699	6 -	1:18.858	+ 0.674	9:38:25.911
2 -	1:18.184		9:33:09.883	7 -	1:19.127	+ 0.943	9:39:45.038
3 -	1:19.274	+ 1.090	9:34:29.157	8 -	1:19.784	+ 1.600	9:41:04.822
4 -	1:19.140	+ 0.956	9:35:48.297	9 -	1:19.763	+ 1.579	9:42:24.585
5 -	1:18.756	+ 0.572	9:37:07.053	10 -	1:18.799	+ 0.615	9:43:43.384
90	Adam ATKINS		White Road Boss II				
1 -	1:28.482	+ 6.944	9:31:39.887	6 -	1:23.163	+ 1.625	9:38:33.616
2 -	1:23.667	+ 2.129	9:33:03.554	7 -	1:27.227	+ 5.689	9:40:00.843
3 -	1:23.113	+ 1.575	9:34:26.667	8 -	1:22.051	+ 0.513	9:41:22.894
4 -	1:21.538		9:35:48.205	9 -	1:25.035	+ 3.497	9:42:47.929
5 -	1:22.248	+ 0.710	9:37:10.453	10 -	1:23.403	+ 1.865	9:44:11.332
96	Gareth DAVIS		Seddon Atkinson Strato				
1 -	2:04.520	+ 43.157	9:32:13.018	6 -	1:23.300	+ 1.937	9:39:05.937
2 -	1:21.363		9:33:34.381	7 -	1:23.775	+ 2.412	9:40:29.712
3 -	1:21.548	+ 0.185	9:34:55.929	8 -	1:22.686	+ 1.323	9:41:52.398
4 -	1:23.581	+ 2.218	9:36:19.510	9 -	1:24.166	+ 2.803	9:43:16.564
5 -	1:23.127	+ 1.764	9:37:42.637	10 -	1:28.594	+ 7.231	9:44:45.158
97	Garry GEORGE		Foden Alpha				
1 -	1:19.697	+ 0.370	9:31:26.659	5 -	1:20.647	+ 1.320	9:36:45.667
2 -	1:19.344	+ 0.017	9:32:46.003	6 -	1:20.280	+ 0.953	9:38:05.947
3 -	1:19.327		9:34:05.330	7 -	2:06.027 P	+ 46.700	9:40:11.974
4 -	1:19.690	+ 0.363	9:35:25.020				

Pembrey
Circuit Length = 1.4559 miles
Start: 09:28 End: 09:45

Delphi British Truck Racing Association - Class B
RACE 2 - GRID

ROW 5	1:21.538 90 Adam ATKINS	
ROW 4	1:21.363 96 Gareth DAVIS	1:21.446 70 Brian BURT
ROW 3	1:19.548 54 Steven POWELL	1:20.721 58 Andrew LOVENBERRY
ROW 2	1:19.113 25 Ben HORNE	1:19.327 97 Garry GEORGE
ROW 1	1:17.683 32 Cees ZANDBERGEN	1:18.184 81 Elton BOOCOCK
Pole		
		

Pembrey
 Circuit Length = 1.4559 miles

These results are provisional until the conclusion of any judicial and technical matters.

Clerk of Course :		Timekeeper :
-------------------	--	--------------

Delphi British Truck Racing Association - Class B

RACE 2 - CLASSIFICATION

POS	NO	CL	NAME	ENTRY	LAPS	TIME	GAP	DIFF	MPH	BEST	ON
1	32	B	Cees ZANDBERGEN	Scania T124	10	13:02.952			66.94	1:17.422	9
2	81	B	Elton BOOCOCK	Seddon Atkinson	10	13:06.553	3.601	3.601	66.63	1:17.812	5
3	97	B	Garry GEORGE	Foden Alpha	10	13:16.496	13.544	9.943	65.80	1:18.619	9
4	54	B	Steven POWELL	Ford Cargo	10	13:20.185	17.233	3.689	65.49	1:19.251	4
5	25	B	Ben HORNE	White Aerodyne	10	13:23.787	20.835	3.602	65.20	1:19.099	3
6	96	B	Gareth DAVIS	Seddon Atkinson Strato	10	13:42.075	39.123	18.288	63.75	1:20.630	8
7	90	B	Adam ATKINS	White Road Boss II	10	13:46.855	43.903	4.780	63.38	1:21.424	5
8	58	B	Andrew LOVENBERRY	Sisu SL250	10	14:12.865	1:09.913	26.010	61.45	1:20.134	3
NOT CLASSIFIED											
<i>DNF</i>	70	B	Brian BURT	Volvo White	0						
FASTEST LAP											
	32	B	Cees ZANDBERGEN	Scania T124	9	1:17.422			67.69 mph	108.94 kph	

Weather / Track : Cloudy / Damp

These results are provisional until the conclusion of any judicial and technical matters.

Pembrey
 Circuit Length = 1.4559 miles
 Start: 12:15 End: 12:29

Clerk of Course :

Timekeeper :

Delphi British Truck Racing Association - Class B

RACE 2 - LAP CHART

Lap 1			Lap 2			Lap 3			Lap 4			Lap 5		
No	Behind	Laptime	No	Behind	Laptime	No	Behind	Laptime	No	Behind	Laptime	No	Behind	Laptime
32		1:20.084	32		1:17.677	32		1:18.413	32		1:19.771	32		1:17.534
81	0.706	1:20.790	81	1.127	1:18.098	81	2.462	1:19.748	81	0.678	1:17.987	81	0.956	1:17.812
25	1.566	1:21.650	25	3.370	1:19.481	25	4.056	1:19.099	25	3.768	1:19.483	25	5.932	1:19.698
97	3.046	1:23.130	97	4.419	1:19.050	97	5.181	1:19.175	97	5.101	1:19.691	97	6.408	1:18.841
54	3.676	1:23.760	54	5.574	1:19.575	54	6.469	1:19.308	54	5.949	1:19.251	54	7.742	1:19.327
96	5.105	1:25.189	96	9.713	1:22.285	96	12.504	1:21.204	96	14.765	1:22.032	96	17.969	1:20.738
58	5.321	1:25.405	90	13.678	1:23.125	90	17.992	1:22.727	90	19.952	1:21.731	90	23.842	1:21.424
90	8.230	1:28.314	58	18.806	1:31.162	58	20.527	1:20.134	58	21.468	1:20.712	58	25.124	1:21.190

Pembrey
Circuit Length = 1.4559 miles
Start: 12:15 End: 12:29


Delphi British Truck Racing Association - Class B

RACE 2 - LAP CHART

Lap 6			Lap 7			Lap 8			Lap 9			Lap 10		
No	Behind	Laptime	No	Behind	Laptime	No	Behind	Laptime	No	Behind	Laptime	No	Behind	Laptime
32		1:18.017	32		1:18.381	32		1:17.587	32		1:17.422	32		1:18.066
81	1.257	1:18.318	81	0.806	1:17.930	81	1.262	1:18.043	81	2.356	1:18.516	81	3.601	1:19.311
25	8.643	1:20.728	97	10.320	1:19.786	97	11.626	1:18.893	97	12.823	1:18.619	97	13.544	1:18.787
97	8.915	1:20.524	54	11.224	1:20.149	54	13.402	1:19.765	54	15.617	1:19.637	54	17.233	1:19.682
54	9.456	1:19.731	25	13.096	1:22.834	25	15.724	1:20.215	25	18.133	1:19.831	25	20.835	1:20.768
96	21.089	1:21.137	96	23.834	1:21.126	96	26.877	1:20.630	96	33.005	1:23.550	96	39.123	1:24.184
90	27.306	1:21.481	90	31.594	1:22.669	90	36.026	1:22.019	90	40.412	1:21.808	90	43.903	1:21.557
58	27.549	1:20.442	58	51.477	1:42.309	58	58.548	1:24.658	58	1:03.140	1:22.014	58	1:09.913	1:24.839

Pembrey
Circuit Length = 1.4559 miles
Start: 12:15 End: 12:29

Delphi British Truck Racing Association Championship - Class B
RACE 11 - GRID

ROW 5	70	Brian BURT	
ROW 4	90	Adam ATKINS	58 Andrew LOVENBERRY
ROW 3	25	Ben HORNE	96 Gareth DAVIS
ROW 2	97	Garry GEORGE	54 Steven POWELL
ROW 1	32	Cees ZANDBERGEN	81 Elton BOOCOCK
Pole			
			

Pembrey
 Circuit Length = 1.4559 miles

These results are provisional until the conclusion of any judicial and technical matters.

Clerk of Course :		Timekeeper :

Delphi British Truck Racing Association Championship - Class B + A

RACE 11 - CLASSIFICATION

POS	NO	CL	NAME	ENTRY	LAPS	TIME	GAP	DIFF	MPH	BEST	ON
1	84	A	Mat SUMMERFIELD	MAN ERF 410	10	12:36.138			69.31	1:12.836	8
2	97	B	Garry GEORGE	Foden Alpha	10	12:51.718	15.580	15.580	67.91	1:15.489	7
3	81	B	Elton BOOCOCK	Seddon Atkinson	10	12:56.536	20.398	4.818	67.49	1:16.818	5
4	32	B	Cees ZANDBERGEN	Scania T124	10	13:01.508	25.370	4.972	67.06	1:15.386	10
5	61	B	David BALL	Seddon Atkinson Strato	10	13:07.352	31.214	5.844	66.56	1:16.188	10
6	54	B	Steven POWELL	Ford Cargo	10	13:12.965	36.827	5.613	66.09	1:17.608	3
7	25	B	Ben HORNE	White Aerodyne	10	13:13.059	36.921	0.094	66.08	1:16.392	3
8	55	A	Graham POWELL	ERF ECX	10	13:13.671	37.533	0.612	66.03	1:16.608	4
9	58	B	Andrew LOVENBERRY	Sisu SL250	10	13:24.957	48.819	11.286	65.11	1:17.673	5
10	90	B	Adam ATKINS	White Road Boss II	10	13:26.383	50.245	1.426	64.99	1:19.131	6
11	60	A	Roger BROOKFIELD	DAF CF	10	13:26.971	50.833	0.588	64.94	1:17.684	8
12	70	B	Brian BURT	Volvo White	10	13:34.732	58.594	7.761	64.32	1:19.261	6
NOT CLASSIFIED											
DNF	6	A	Chris LEVETT	Man TGS 480	9	11:53.468	1 lap	1 lap	66.11	1:13.010	6
DNF	69	A	David JENKINS	MAN TGA	1	1:41.811	9 laps	8 laps	51.47		
FASTEST LAP											
	32	B	Cees ZANDBERGEN	Scania T124	10	1:15.386			69.52 mph	111.88 kph	
	84	A	Mat SUMMERFIELD	MAN ERF 410	8	1:12.836			71.95 mph	115.80 kph	

Weather / Track : Sunny / Dry

These results are provisional until the conclusion of any judicial and technical matters.

Pembrey
Circuit Length = 1.4559 miles
Start: 10:58 End: 11:12

Clerk of Course :

Timekeeper :

Delphi British Truck Racing Association Championship - Class B + A

RACE 11 - LAP CHART

Lap 1			Lap 2			Lap 3			Lap 4			Lap 5		
No	Behind	Laptime	No	Behind	Laptime	No	Behind	Laptime	No	Behind	Laptime	No	Behind	Laptime
97		1:21.392	97		1:16.892	97		1:16.434	6		1:16.556	6		1:15.378
81	0.307	1:21.699	81	0.808	1:17.393	6	0.663	1:14.985	97	0.649	1:17.868	84	1.448	1:15.793
54	1.416	1:22.808	6	2.112	1:16.566	81	1.305	1:16.931	84	1.033	1:13.695	97	2.366	1:17.095
25	1.774	1:23.166	54	2.679	1:18.155	54	3.853	1:17.608	81	1.678	1:17.592	81	3.118	1:16.818
58	2.292	1:23.684	25	4.597	1:19.715	25	4.555	1:16.392	25	5.336	1:18.000	54	9.127	1:18.825
6	2.438	1:23.830	32	5.218	1:19.169	84	4.557	1:15.275	54	5.680	1:19.046	25	9.818	1:19.860
32	2.941	1:24.333	84	5.716	1:18.628	58	8.709	1:18.097	32	9.948	1:17.863	32	10.287	1:15.717
84	3.980	1:25.372	58	7.046	1:21.646	32	9.304	1:20.520	61	11.405	1:19.056	61	12.972	1:16.945
90	5.624	1:27.016	61	7.410	1:18.637	61	9.568	1:18.592	55	11.876	1:16.608	55	13.222	1:16.724
61	5.665	1:27.057	90	9.699	1:20.967	55	12.487	1:18.159	90	16.169	1:19.738	90	20.308	1:19.517
55	7.128	1:28.520	70	10.683	1:20.392	90	13.650	1:20.385	70	16.752	1:20.082	70	20.720	1:19.346
70	7.183	1:28.575	55	10.762	1:20.526	70	13.889	1:19.640	60	17.178	1:19.927	60	21.265	1:19.465
60	9.490	1:30.882	60	11.899	1:19.301	60	14.470	1:19.005	58	19.567	1:28.077	58	21.862	1:17.673
69	20.419	1:41.811												

Pembrey
 Circuit Length = 1.4559 miles
 Start: 10:58 End: 11:12

Delphi British Truck Racing Association Championship - Class B + A


RACE 11 - LAP CHART

Lap 6			Lap 7			Lap 8			Lap 9			Lap 10		
No	Behind	Laptime	No	Behind	Laptime	No	Behind	Laptime	No	Behind	Laptime	No	Behind	Laptime
6		1:13.010	6		1:13.585	6		1:13.788	84		1:13.929	84		1:14.147
84	1.698	1:13.260	84	1.316	1:13.203	84	0.364	1:12.836	97	12.756	1:16.852	97	15.580	1:16.971
97	5.470	1:16.114	97	7.374	1:15.489	97	10.197	1:16.611	81	17.240	1:17.465	81	20.398	1:17.305
81	6.938	1:16.830	81	10.763	1:17.410	81	14.068	1:17.093	32	24.131	1:15.534	32	25.370	1:15.386
54	15.200	1:19.083	32	20.572	1:18.663	32	22.890	1:16.106	61	29.173	1:16.438	61	31.214	1:16.188
25	15.394	1:18.586	54	21.000	1:19.385	54	26.950	1:19.738	6	31.477	1:45.770	54	36.827	1:19.364
32	15.494	1:18.217	61	21.214	1:17.264	61	27.028	1:19.602	54	31.610	1:18.953	25	36.921	1:18.042
61	17.535	1:17.573	25	22.440	1:20.631	25	28.832	1:20.180	25	33.026	1:18.487	55	37.533	1:18.277
55	18.314	1:18.102	55	22.566	1:17.837	55	29.107	1:20.329	55	33.403	1:18.589	58	48.819	1:20.392
90	26.429	1:19.131	90	32.801	1:19.957	90	38.542	1:19.529	58	42.574	1:18.102	90	50.245	1:19.959
70	26.971	1:19.261	70	33.923	1:20.537	58	38.765	1:17.729	90	44.433	1:20.184	60	50.833	1:18.172
58	28.718	1:19.866	58	34.824	1:19.691	70	41.002	1:20.867	60	46.808	1:18.320	70	58.594	1:24.323
60	32.648	1:24.393	60	38.885	1:19.822	60	42.781	1:17.684	70	48.418	1:21.709			

Pembrey
 Circuit Length = 1.4559 miles
 Start: 10:58 End: 11:12

Delphi British Truck Racing Association Championship - Class B + A

RACE 17 - GRID

ROW 7	6 Chris LEVETT	69 David JENKINS
ROW 6	55 Graham POWELL	60 Roger BROOKFIELD
ROW 5	70 Brian BURT	84 Mat SUMMERFIELD
ROW 4	58 Andrew LOVENBERRY	90 Adam ATKINS
ROW 3	54 Steven POWELL	25 Ben HORNE
ROW 2	32 Cees ZANDBERGEN	61 David BALL
ROW 1	97 Garry GEORGE	81 Elton BOOCOCK
Pole		
		

Pembrey
Circuit Length = 1.4559 miles

These results are provisional until the conclusion of any judicial and technical matters.

Clerk of Course :

Timekeeper :

Delphi British Truck Racing Association Championship - Class B + A

RACE 17 - CLASSIFICATION

POS	NO	CL	NAME	ENTRY	LAPS	TIME	GAP	DIFF	MPH	BEST	ON
1	97	B	Garry GEORGE	Foden Alpha	10	12:49.556			68.10	1:16.017	3
2	9	A	Stuart OLIVER	Man TGA	10	12:51.763	2.207	2.207	67.91	1:12.005	8
3	32	B	Cees ZANDBERGEN	Scania T124	10	12:52.573	3.017	0.810	67.84	1:16.062	5
4	69	A	David JENKINS	MAN TGA	10	13:05.444	15.888	12.871	66.72	1:13.592	2
5	95	A	Richard COLLETT	ERF	10	13:08.170	18.614	2.726	66.49	1:13.536	3
6	81	B	Elton BOOCOCK	Seddon Atkinson	10	13:15.618	26.062	7.448	65.87	1:17.681	8
7	54	B	Steven POWELL	Ford Cargo	10	13:22.500	32.944	6.882	65.31	1:18.386	4
8	96	B	Gareth DAVIS	Seddon Atkinson Strato	10	13:26.434	36.878	3.934	64.99	1:19.214	6
9	58	B	Andrew LOVENBERRY	Sisu SL250	10	13:26.794	37.238	0.360	64.96	1:17.541	2
10	90	B	Adam ATKINS	White Road Boss II	10	13:37.201	47.645	10.407	64.13	1:20.282	5
11	70	B	Brian BURT	Volvo White	10	13:39.348	49.792	2.147	63.96	1:20.150	3
12	60	A	Roger BROOKFIELD	DAF CF	10	13:42.534	52.978	3.186	63.71	1:17.135	9
NOT CLASSIFIED											
DNF	25	B	Ben HORNE	White Aerodyne	9	12:07.112	1 lap	1 lap	64.87	1:18.176	3
FASTEST LAP											
97	B	Garry GEORGE	Foden Alpha	3	1:16.017	68.94 mph	110.95 kph				
9	A	Stuart OLIVER	Man TGA	8	1:12.005	72.78 mph	117.14 kph				

Weather / Track : Sunny / Dry

These results are provisional until the conclusion of any judicial and technical matters.

Pembrey
Circuit Length = 1.4559 miles
Start: 15:24 End: 15:38

Clerk of Course :

Timekeeper :

Delphi British Truck Racing Association Championship - Class B + A

RACE 17 - LAP CHART

Lap 1			Lap 2			Lap 3			Lap 4			Lap 5		
No	Behind	Laptime	No	Behind	Laptime	No	Behind	Laptime	No	Behind	Laptime	No	Behind	Laptime
97		1:19.174	97		1:16.961	97		1:16.017	97		1:16.622	97		1:16.356
32	0.627	1:19.801	32	0.322	1:16.656	32	1.007	1:16.702	32	0.466	1:16.081	32	0.172	1:16.062
25	2.938	1:22.112	25	4.175	1:18.198	25	6.334	1:18.176	25	8.742	1:19.030	25	13.472	1:21.086
81	4.054	1:23.228	81	4.995	1:17.902	81	7.191	1:18.213	81	8.967	1:18.398	54	13.760	1:19.100
54	4.680	1:23.854	58	5.497	1:17.541	58	7.714	1:18.234	58	9.781	1:18.689	81	14.413	1:21.802
58	4.917	1:24.091	54	6.576	1:18.857	54	9.252	1:18.693	54	11.016	1:18.386	9	14.584	1:14.315
96	6.614	1:25.788	96	9.447	1:19.794	96	13.571	1:20.141	96	16.570	1:19.621	58	16.174	1:22.749
90	7.712	1:26.886	90	12.151	1:21.400	90	16.491	1:20.357	9	16.625	1:15.420	69	18.516	1:15.082
70	8.036	1:27.210	70	12.591	1:21.516	70	16.724	1:20.150	69	19.790	1:18.520	96	19.534	1:19.320
69	23.503	1:42.677	69	20.134	1:13.592	9	17.827	1:13.632	95	20.945	1:17.048	95	19.588	1:14.999
9	23.671	1:42.845	9	20.212	1:13.502	69	17.892	1:13.775	90	21.403	1:21.534	90	25.329	1:20.282
95	26.295	1:45.469	95	23.000	1:13.666	95	20.519	1:13.536	70	23.832	1:23.730	70	27.924	1:20.448
60	30.573	1:49.747	60	45.592	1:31.980	60	47.026	1:17.451	60	48.221	1:17.817	60	49.176	1:17.311

Pembrey
 Circuit Length = 1.4559 miles
 Start: 15:24 End: 15:38

Delphi British Truck Racing Association Championship - Class B + A

RACE 17 - LAP CHART

Lap 6			Lap 7			Lap 8			Lap 9			Lap 10		
No	Behind	Laptime	No	Behind	Laptime	No	Behind	Laptime	No	Behind	Laptime	No	Behind	Laptime
97		1:16.632	97		1:16.551	97		1:17.264	97		1:17.347	97		1:16.632
32	0.908	1:17.368	32	4.476	1:20.119	32	3.808	1:16.596	32	3.209	1:16.748	9	2.207	1:12.178
25	16.697	1:19.857	9	16.975	1:16.268	9	11.716	1:12.005	9	6.661	1:12.292	32	3.017	1:16.440
9	17.258	1:19.306	81	19.989	1:17.741	69	19.069	1:14.935	69	17.517	1:15.795	69	15.888	1:15.003
54	18.737	1:21.609	69	21.398	1:18.908	81	20.406	1:17.681	95	20.797	1:14.449	95	18.614	1:14.449
81	18.799	1:21.018	25	21.420	1:21.274	95	23.695	1:18.889	81	22.500	1:19.441	81	26.062	1:20.194
69	19.041	1:17.157	54	22.024	1:19.838	25	25.103	1:20.947	54	28.696	1:20.755	54	32.944	1:20.880
58	19.521	1:19.979	95	22.070	1:18.744	54	25.288	1:20.528	58	31.787	1:23.623	96	36.878	1:20.976
95	19.877	1:16.921	58	22.798	1:19.828	58	25.511	1:19.977	96	32.534	1:21.544	58	37.238	1:22.083
96	22.116	1:19.214	96	26.085	1:20.520	96	28.337	1:19.516	25	34.188	1:26.432	90	47.645	1:21.279
90	29.448	1:20.751	90	34.130	1:21.233	90	39.787	1:22.921	90	42.998	1:20.558	70	49.792	1:20.519
70	34.166	1:22.874	70	38.736	1:21.121	70	41.889	1:20.417	70	45.905	1:21.363	60	52.978	1:17.191
60	51.275	1:18.731	60	52.696	1:17.972	60	52.631	1:17.199	60	52.419	1:17.135			

Pembrey
 Circuit Length = 1.4559 miles
 Start: 15:24 End: 15:38

BARC/Dunlop Clubmans Cup

QUALIFYING FOR RACE 6 - CLASSIFICATION

POS	NO	CL	NAME	ENTRY	TIME	ON	LAPS	GAP	DIFF	MPH
1	73		Adrian LANGRIDGE	Mallock Mk 23	1:01.176	13	13			85.67
2	1		Daniel GIBSON	Gem 008	1:01.484	12	12	0.308	0.308	85.24
3	29		Alex OSBORNE	Mallock Mk28	1:01.825	10	12	0.649	0.341	84.77
4	5		Mike EVANS	Mallock Mk20	1:01.840	11	13	0.664	0.015	84.75
5	7		Paul GIBSON	Gem 008	1:01.840	12	13	0.664	0.000	84.75
6	65		Ian CROMBIE	Mallock MK 28B	1:02.286	11	13	1.110	0.446	84.14
7	15		Gareth SALTER	Mallock Mk27	1:04.001	11	12	2.825	1.715	81.89
8	51		Jason MONEY	Dart S16	1:04.600	13	13	3.424	0.599	81.13
9	44		Alexander CHAMPKIN	Mallock EBX	1:05.522	11	12	4.346	0.922	79.99
10	8		Jamie CHAMPKIN	Phantom P94/08	1:06.619	9	12	5.443	1.097	78.67
11	3		Paul FREEMAN	Ardmore FR06/B	1:13.058	1	2	11.882	6.439	71.73

Weather / Track : Light Rain / Damp

These results are provisional until the conclusion of any judicial and technical matters.

Pembrey
 Circuit Length = 1.4559 miles
 Start: 10:54 End: 11:11

Clerk of Course :		Timekeeper :
-------------------	--	--------------

BARC/Dunlop Clubmans Cup

QUALIFYING FOR RACE 6 - LAP ANALYSIS

1	Daniel GIBSON		Gem 008				
1 -	1:03.817	+ 2.333	10:57:07.544	7 -	1:01.804	+ 0.320	11:03:23.445
2 -	1:03.489	+ 2.005	10:58:11.033	8 -	1:01.575	+ 0.091	11:04:25.020
3 -	1:03.311	+ 1.827	10:59:14.344	9 -	2:09.843 P	+ 1:08.359	11:06:34.863
4 -	1:02.927	+ 1.443	11:00:17.271	10 -	1:12.172	+ 10.688	11:07:47.035
5 -	1:02.226	+ 0.742	11:01:19.497	11 -	1:01.504	+ 0.020	11:08:48.539
6 -	1:02.144	+ 0.660	11:02:21.641	12 -	1:01.484		11:09:50.023
3	Paul FREEMAN		Ardmore FR06/B				
1 -	1:13.058		10:57:37.837	2 -	1:18.189	+ 5.131	10:58:56.026
5	Mike EVANS		Mallock Mk20				
1 -	1:10.267	+ 8.427	10:57:32.067	8 -	1:02.454	+ 0.614	11:04:58.456
2 -	1:07.093	+ 5.253	10:58:39.160	9 -	1:14.026	+ 12.186	11:06:12.482
3 -	1:04.440	+ 2.600	10:59:43.600	10 -	1:01.904	+ 0.064	11:07:14.386
4 -	1:03.379	+ 1.539	11:00:46.979	11 -	1:01.840		11:08:16.226
5 -	1:03.138	+ 1.298	11:01:50.117	12 -	1:16.934	+ 15.094	11:09:33.160
6 -	1:03.032	+ 1.192	11:02:53.149	13 -	1:02.324	+ 0.484	11:10:35.484
7 -	1:02.853	+ 1.013	11:03:56.002				
7	Paul GIBSON		Gem 008				
1 -	1:06.617	+ 4.777	10:57:18.167	8 -	1:02.625	+ 0.785	11:04:38.588
2 -	1:03.601	+ 1.761	10:58:21.768	9 -	1:02.669	+ 0.829	11:05:41.257
3 -	1:03.094	+ 1.254	10:59:24.862	10 -	1:02.211	+ 0.371	11:06:43.468
4 -	1:02.970	+ 1.130	11:00:27.832	11 -	1:02.319	+ 0.479	11:07:45.787
5 -	1:02.467	+ 0.627	11:01:30.299	12 -	1:01.840		11:08:47.627
6 -	1:03.034	+ 1.194	11:02:33.333	13 -	1:01.881	+ 0.041	11:09:49.508
7 -	1:02.630	+ 0.790	11:03:35.963				
8	Jamie CHAMPKIN		Phantom P94/08				
1 -	1:16.663	+ 10.044	10:57:57.672	7 -	1:07.635	+ 1.016	11:04:52.516
2 -	1:11.984	+ 5.365	10:59:09.656	8 -	1:07.287	+ 0.668	11:05:59.803
3 -	1:09.572	+ 2.953	11:00:19.228	9 -	1:06.619		11:07:06.422
4 -	1:08.697	+ 2.078	11:01:27.925	10 -	1:06.711	+ 0.092	11:08:13.133
5 -	1:09.350	+ 2.731	11:02:37.275	11 -	1:11.201	+ 4.582	11:09:24.334
6 -	1:07.606	+ 0.987	11:03:44.881	12 -	1:07.496	+ 0.877	11:10:31.830
15	Gareth SALTER		Mallock Mk27				
1 -	1:10.003	+ 6.002	10:58:45.699	7 -	1:05.144	+ 1.143	11:05:24.697
2 -	1:08.870	+ 4.869	10:59:54.569	8 -	1:04.539	+ 0.538	11:06:29.236
3 -	1:06.911	+ 2.910	11:01:01.480	9 -	1:04.082	+ 0.081	11:07:33.318
4 -	1:06.910	+ 2.909	11:02:08.390	10 -	1:04.034	+ 0.033	11:08:37.352
5 -	1:05.875	+ 1.874	11:03:14.265	11 -	1:04.001		11:09:41.353
6 -	1:05.288	+ 1.287	11:04:19.553	12 -	1:04.243	+ 0.242	11:10:45.596
29	Alex OSBORNE		Mallock Mk28				
1 -	1:09.424	+ 7.599	10:58:52.624	7 -	1:02.735	+ 0.910	11:05:16.166
2 -	1:06.126	+ 4.301	10:59:58.750	8 -	1:02.781	+ 0.956	11:06:18.947
3 -	1:04.918	+ 3.093	11:01:03.668	9 -	1:02.154	+ 0.329	11:07:21.101
4 -	1:03.894	+ 2.069	11:02:07.562	10 -	1:01.825		11:08:22.926
5 -	1:03.319	+ 1.494	11:03:10.881	11 -	1:02.410	+ 0.585	11:09:25.336
6 -	1:02.550	+ 0.725	11:04:13.431	12 -	1:03.584	+ 1.759	11:10:28.920
44	Alexander CHAMPKIN		Mallock EBX				
1 -	1:17.228	+ 11.706	10:58:08.396	7 -	1:10.311	+ 4.789	11:05:13.178
2 -	1:13.436	+ 7.914	10:59:21.832	8 -	1:07.610	+ 2.088	11:06:20.788
3 -	1:10.808	+ 5.286	11:00:32.640	9 -	1:06.485	+ 0.963	11:07:27.273
4 -	1:11.126	+ 5.604	11:01:43.766	10 -	1:06.520	+ 0.998	11:08:33.793
5 -	1:09.421	+ 3.899	11:02:53.187	11 -	1:05.522		11:09:39.315
6 -	1:09.680	+ 4.158	11:04:02.867	12 -	1:07.344	+ 1.822	11:10:46.659
51	Jason MONEY		Dart S16				
1 -	1:07.343	+ 2.743	10:57:16.508	8 -	1:05.121	+ 0.521	11:04:57.342

Pembrey
Circuit Length = 1.4559 miles
Start: 10:54 End: 11:11


BARC/Dunlop Clubmans Cup
QUALIFYING FOR RACE 6 - LAP ANALYSIS

2 -	1:06.535	+ 1.935	10:58:23.043	9 -	1:06.125	+ 1.525	11:06:03.467
3 -	1:06.054	+ 1.454	10:59:29.097	10 -	1:04.849	+ 0.249	11:07:08.316
4 -	1:05.710	+ 1.110	11:00:34.807	11 -	1:05.691	+ 1.091	11:08:14.007
5 -	1:07.238	+ 2.638	11:01:42.045	12 -	1:06.429	+ 1.829	11:09:20.436
6 -	1:04.661	+ 0.061	11:02:46.706	13 -	1:04.600		11:10:25.036
7 -	1:05.515	+ 0.915	11:03:52.221				
65	Ian CROMBIE			Mallock MK 28B			
1 -	1:12.763	+ 10.477	10:57:32.966	8 -	1:04.151	+ 1.865	11:05:11.571
2 -	1:08.514	+ 6.228	10:58:41.480	9 -	1:02.891	+ 0.605	11:06:14.462
3 -	1:05.878	+ 3.592	10:59:47.358	10 -	1:02.900	+ 0.614	11:07:17.362
4 -	1:04.691	+ 2.405	11:00:52.049	11 -	1:02.286		11:08:19.648
5 -	1:08.106	+ 5.820	11:02:00.155	12 -	1:07.327	+ 5.041	11:09:26.975
6 -	1:04.165	+ 1.879	11:03:04.320	13 -	1:02.958	+ 0.672	11:10:29.933
7 -	1:03.100	+ 0.814	11:04:07.420				
73	Adrian LANGRIDGE			Mallock Mk 23			
1 -	1:15.601	+ 14.425	10:57:38.567	8 -	1:04.228	+ 3.052	11:05:08.493
2 -	1:07.342	+ 6.166	10:58:45.909	9 -	1:02.214	+ 1.038	11:06:10.707
3 -	1:04.965	+ 3.789	10:59:50.874	10 -	1:01.648	+ 0.472	11:07:12.355
4 -	1:03.972	+ 2.796	11:00:54.846	11 -	1:01.965	+ 0.789	11:08:14.320
5 -	1:03.815	+ 2.639	11:01:58.661	12 -	1:02.255	+ 1.079	11:09:16.575
6 -	1:02.814	+ 1.638	11:03:01.475	13 -	1:01.176		11:10:17.751
7 -	1:02.790	+ 1.614	11:04:04.265				

Pembrey
 Circuit Length = 1.4559 miles
 Start: 10:54 End: 11:11

BARC/Dunlop Clubmans Cup

RACE 6 - GRID

ROW 6	1:13.058 3 Paul FREEMAN	1:06.619 8 Jamie CHAMPKIN
ROW 5	1:05.522 44 Alexander CHAMPKIN	1:04.600 51 Jason MONEY
ROW 4	1:04.001 15 Gareth SALTER	1:02.286 65 Ian CROMBIE
ROW 3	1:01.840 7 Paul GIBSON	1:01.840 5 Mike EVANS
ROW 2	1:01.825 29 Alex OSBORNE	1:01.484 1 Daniel GIBSON
ROW 1	1:01.176 73 Adrian LANGRIDGE	
Pole		
		

Pembrey
Circuit Length = 1.4559 miles

These results are provisional until the conclusion of any judicial and technical matters.

Clerk of Course :

Timekeeper :

BARC/Dunlop Clubmans Cup

RACE 6 - CLASSIFICATION

POS	NO	CL	NAME	ENTRY	LAPS	TIME	GAP	DIFF	MPH	BEST	ON
1	29		Alex OSBORNE	Mallock Mk28	14	14:18.473			85.47	58.269	5
2	73		Adrian LANGRIDGE	Mallock Mk 23	14	14:20.820	2.347	2.347	85.23	57.980	10
3	7		Paul GIBSON	Gem 008	14	14:21.207	2.734	0.387	85.20	58.551	6
4	65		Ian CROMBIE	Mallock MK 28B	14	14:25.443	6.970	4.236	84.78	58.848	12
5	51		Jason MONEY	Dart S16	14	14:27.840	9.367	2.397	84.55	58.558	10
6	3		Paul FREEMAN	Ardmore FR06/B	14	14:35.651	17.178	7.811	83.79	58.980	10
7	8		Jamie CHAMPKIN	Phantom P94/08	14	14:41.576	23.103	5.925	83.23	59.481	10
8	15		Gareth SALTER	Mallock Mk27	14	14:56.771	38.298	15.195	81.82	59.769	7
9	5		Mike EVANS	Mallock Mk20	13	14:22.319	1 lap	1 lap	79.01	58.204	5
NOT CLASSIFIED											
DNF	1		Daniel GIBSON	Gem 008	8	8:24.730	6 laps	5 laps	83.07	58.243	6
DNF	44		Alexander CHAMPKIN	Mallock EBX	3	3:46.135	11 laps	5 laps	69.53	1:03.365	3
FASTEST LAP											
	73		Adrian LANGRIDGE	Mallock Mk 23	10	57.980			90.39 mph	145.47 kph	

Weather / Track : Cloudy / Dry

These results are provisional until the conclusion of any judicial and technical matters.

Pembrey
 Circuit Length = 1.4559 miles
 Start: 14:51 End: 15:07

Clerk of Course :

Timekeeper :

BARC/Dunlop Clubmans Cup

RACE 6 - LAP CHART

Lap 1			Lap 2			Lap 3			Lap 4			Lap 5		
No	Behind	Laptime	No	Behind	Laptime	No	Behind	Laptime	No	Behind	Laptime	No	Behind	Laptime
29		1:31.096	29		59.626	29		58.850	29		59.199	29		58.269
5	0.144	1:31.240	73	0.352	59.584	73	0.125	58.623	5	0.295	58.492	5	0.230	58.204
73	0.394	1:31.490	5	1.170	1:00.652	5	1.002	58.682	73	0.675	59.749	73	0.669	58.263
1	0.803	1:31.899	1	1.981	1:00.804	1	1.892	58.761	1	1.266	58.573	1	1.407	58.410
7	1.794	1:32.890	7	2.186	1:00.018	7	2.756	59.420	7	2.527	58.970	7	3.500	59.242
65	1.996	1:33.092	65	2.431	1:00.061	65	3.196	59.615	65	2.846	58.849	65	3.765	59.188
15	3.310	1:34.406	15	4.504	1:00.820	15	6.702	1:01.048	15	8.649	1:01.146	51	10.370	59.935
51	3.780	1:34.876	51	4.574	1:00.420	51	6.755	1:01.031	51	8.704	1:01.148	15	11.412	1:01.032
8	4.474	1:35.570	8	5.601	1:00.753	8	7.262	1:00.511	8	8.938	1:00.875	8	11.607	1:00.938
3	5.124	1:36.220	3	6.722	1:01.224	3	8.014	1:00.142	3	9.469	1:00.654	3	11.916	1:00.716
44	8.005	1:39.101	44	12.048	1:03.669	44	16.563	1:03.365						

Pembrey
Circuit Length = 1.4559 miles
Start: 14:51 End: 15:07

BARC/Dunlop Clubmans Cup

RACE 6 - LAP CHART

Lap 6			Lap 7			Lap 8			Lap 9			Lap 10		
No	Behind	Laptime	No	Behind	Laptime	No	Behind	Laptime	No	Behind	Laptime	No	Behind	Laptime
29		58.780	29		58.669	29		58.873	29		58.828	29		58.751
5	0.498	59.048	5	0.134	58.305	5	0.362	59.101	73	0.888	59.116	73	0.117	57.980
1	0.870	58.243	73	1.096	58.885	73	0.600	58.377	5	1.331	59.797	5	0.950	58.370
73	0.880	58.991	1	1.514	59.313	1	1.368	58.727	7	3.189	59.006	7	3.432	58.994
7	3.271	58.551	7	3.169	58.567	7	3.011	58.715	65	5.046	59.130	65	5.324	59.029
65	4.268	59.283	65	4.458	58.859	65	4.744	59.159	51	11.176	58.855	51	10.983	58.558
51	10.710	59.120	51	11.146	59.105	51	11.149	58.876	15	16.160	59.851	3	17.037	58.980
15	12.942	1:00.310	15	14.042	59.769	15	15.137	59.968	3	16.808	59.918	15	17.598	1:00.189
8	13.302	1:00.475	8	14.309	59.676	8	15.416	59.980	8	17.428	1:00.840	8	18.158	59.481
3	14.130	1:00.994	3	15.203	59.742	3	15.718	59.388						

Pembrey
Circuit Length = 1.4559 miles
Start: 14:51 End: 15:07

BARC/Dunlop Clubmans Cup

RACE 6 - LAP CHART

Lap 11			Lap 12			Lap 13			Lap 14		
No	Behind	Laptime	No	Behind	Laptime	No	Behind	Laptime	No	Behind	Laptime
29		1:00.455	29		58.742	29		59.160	29		59.175
73	2.552	1:02.890	73	2.667	58.857	73	2.513	59.006	73	2.347	59.009
7	2.820	59.843	7	2.961	58.883	7	2.930	59.129	7	2.734	58.979
65	4.340	59.471	65	4.446	58.848	5	1 LAP	1:35.687	5	1 LAP	59.402
51	10.171	59.643	51	10.188	58.759	65	4.225	58.939	65	6.970	1:01.920
3	15.862	59.280	3	16.908	59.788	51	9.750	58.722	51	9.367	58.792
8	17.863	1:00.160	8	21.560	1:02.439	3	17.040	59.292	3	17.178	59.313
15	18.342	1:01.199	15	25.595	1:05.995	8	22.232	59.832	8	23.103	1:00.046
5	25.834	1:25.339				15	31.779	1:05.344	15	38.298	1:05.694

BARC/Dunlop Clubmans Cup
QUALIFYING FOR RACE 18 - CLASSIFICATION

POS	NO	CL	NAME	ENTRY	TIME	ON	LAPS	GAP	DIFF	MPH
1	73		Adrian LANGRIDGE	Mallock Mk 23	57.465	7	7			91.20
2	1		Daniel GIBSON	Gem 008	57.709	9	9	0.244	0.244	90.82
3	5		Mike EVANS	Mallock Mk20	57.917	14	14	0.452	0.208	90.49
4	7		Paul GIBSON	Gem 008	58.034	11	12	0.569	0.117	90.31
5	51		Jason MONEY	Dart S16	58.187	14	14	0.722	0.153	90.07
6	3		Paul FREEMAN	Ardmore FR06/B	58.381	14	14	0.916	0.194	89.77
7	29		Alex OSBORNE	Mallock Mk28	58.384	9	14	0.919	0.003	89.77
8	65		Ian CROMBIE	Mallock MK 28B	58.809	9	13	1.344	0.425	89.12
9	8		Jamie CHAMPKIN	Phantom P94/08	59.492	6	14	2.027	0.683	88.09
10	15		Gareth SALTER	Mallock Mk27	1:00.488	11	14	3.023	0.996	86.64

Weather / Track : Bright / Dry

These results are provisional until the conclusion of any judicial and technical matters.

Pembrey
 Circuit Length = 1.4559 miles
 Start: 10:07 End: 10:24

Clerk of Course :		Timekeeper :
-------------------	--	--------------

BARC/Dunlop Clubmans Cup
QUALIFYING FOR RACE 18 - LAP ANALYSIS


1	Daniel GIBSON						Gem 008	
1 -	1:08.203	+ 10.494	10:13:21.680	6 -	2:16.253 P	+ 1:18.544	10:19:36.318	
2 -	1:02.629	+ 4.920	10:14:24.309	7 -	1:08.663	+ 10.954	10:20:44.981	
3 -	59.515	+ 1.806	10:15:23.824	8 -	58.038	+ 0.329	10:21:43.019	
4 -	58.033	+ 0.324	10:16:21.857	9 -	57.709		10:22:40.728	
5 -	58.208	+ 0.499	10:17:20.065					
3	Paul FREEMAN						Ardmore FR06/B	
1 -	1:03.662	+ 5.281	10:10:09.959	8 -	59.203	+ 0.822	10:17:05.392	
2 -	1:00.085	+ 1.704	10:11:10.044	9 -	59.443	+ 1.062	10:18:04.835	
3 -	59.874	+ 1.493	10:12:09.918	10 -	59.084	+ 0.703	10:19:03.919	
4 -	59.123	+ 0.742	10:13:09.041	11 -	58.838	+ 0.457	10:20:02.757	
5 -	58.771	+ 0.390	10:14:07.812	12 -	59.988	+ 1.607	10:21:02.745	
6 -	58.903	+ 0.522	10:15:06.715	13 -	59.232	+ 0.851	10:22:01.977	
7 -	59.474	+ 1.093	10:16:06.189	14 -	58.381		10:23:00.358	
5	Mike EVANS						Mallock Mk20	
1 -	1:01.769	+ 3.852	10:09:52.821	8 -	58.349	+ 0.432	10:16:46.812	
2 -	58.967	+ 1.050	10:10:51.788	9 -	58.010	+ 0.093	10:17:44.822	
3 -	59.258	+ 1.341	10:11:51.046	10 -	1:08.550	+ 10.633	10:18:53.372	
4 -	58.634	+ 0.717	10:12:49.680	11 -	57.989	+ 0.072	10:19:51.361	
5 -	1:02.017	+ 4.100	10:13:51.697	12 -	58.493	+ 0.576	10:20:49.854	
6 -	58.378	+ 0.461	10:14:50.075	13 -	1:04.287	+ 6.370	10:21:54.141	
7 -	58.388	+ 0.471	10:15:48.463	14 -	57.917		10:22:52.058	
7	Paul GIBSON						Gem 008	
1 -	1:02.740	+ 4.706	10:09:48.648	7 -	58.355	+ 0.321	10:15:41.424	
2 -	59.926	+ 1.892	10:10:48.574	8 -	58.947	+ 0.913	10:16:40.371	
3 -	58.889	+ 0.855	10:11:47.463	9 -	58.314	+ 0.280	10:17:38.685	
4 -	58.766	+ 0.732	10:12:46.229	10 -	58.369	+ 0.335	10:18:37.054	
5 -	58.571	+ 0.537	10:13:44.800	11 -	58.034		10:19:35.088	
6 -	58.269	+ 0.235	10:14:43.069	12 -	2:47.675 P	+ 1:49.641	10:22:22.763	
8	Jamie CHAMPKIN						Phantom P94/08	
1 -	1:05.487	+ 5.995	10:09:55.302	8 -	59.987	+ 0.495	10:17:01.472	
2 -	1:02.630	+ 3.138	10:10:57.932	9 -	59.749	+ 0.257	10:18:01.221	
3 -	1:00.175	+ 0.683	10:11:58.107	10 -	59.997	+ 0.505	10:19:01.218	
4 -	59.934	+ 0.442	10:12:58.041	11 -	1:00.096	+ 0.604	10:20:01.314	
5 -	59.938	+ 0.446	10:13:57.979	12 -	1:07.295	+ 7.803	10:21:08.609	
6 -	59.492		10:14:57.471	13 -	1:03.265	+ 3.773	10:22:11.874	
7 -	1:04.014	+ 4.522	10:16:01.485	14 -	1:00.384	+ 0.892	10:23:12.258	
15	Gareth SALTER						Mallock Mk27	
1 -	1:06.163	+ 5.675	10:09:57.014	8 -	1:00.969	+ 0.481	10:17:03.998	
2 -	1:01.812	+ 1.324	10:10:58.826	9 -	1:00.545	+ 0.057	10:18:04.543	
3 -	1:01.277	+ 0.789	10:12:00.103	10 -	1:01.400	+ 0.912	10:19:05.943	
4 -	1:01.124	+ 0.636	10:13:01.227	11 -	1:00.488		10:20:06.431	
5 -	1:00.559	+ 0.071	10:14:01.786	12 -	1:01.275	+ 0.787	10:21:07.706	
6 -	1:00.687	+ 0.199	10:15:02.473	13 -	1:01.103	+ 0.615	10:22:08.809	
7 -	1:00.556	+ 0.068	10:16:03.029	14 -	1:00.857	+ 0.369	10:23:09.666	
29	Alex OSBORNE						Mallock Mk28	
1 -	1:03.511	+ 5.127	10:09:55.580	8 -	58.732	+ 0.348	10:16:53.061	
2 -	1:00.262	+ 1.878	10:10:55.842	9 -	58.384		10:17:51.445	
3 -	59.074	+ 0.690	10:11:54.916	10 -	59.131	+ 0.747	10:18:50.576	
4 -	58.884	+ 0.500	10:12:53.800	11 -	58.444	+ 0.060	10:19:49.020	
5 -	59.139	+ 0.755	10:13:52.939	12 -	1:02.163	+ 3.779	10:20:51.183	
6 -	58.680	+ 0.296	10:14:51.619	13 -	1:05.757	+ 7.373	10:21:56.940	
7 -	1:02.710	+ 4.326	10:15:54.329	14 -	58.762	+ 0.378	10:22:55.702	
51	Jason MONEY						Dart S16	
1 -	1:01.811	+ 3.624	10:09:49.925	8 -	59.729	+ 1.542	10:16:44.094	
2 -	1:00.733	+ 2.546	10:10:50.658	9 -	58.821	+ 0.634	10:17:42.915	

Pembrey
Circuit Length = 1.4559 miles
Start: 10:07 End: 10:24

BARC/Dunlop Clubmans Cup
QUALIFYING FOR RACE 18 - LAP ANALYSIS

3 -	58.743	+ 0.556	10:11:49.401	10 -	58.293	+ 0.106	10:18:41.208
4 -	58.770	+ 0.583	10:12:48.171	11 -	58.310	+ 0.123	10:19:39.518
5 -	58.754	+ 0.567	10:13:46.925	12 -	58.661	+ 0.474	10:20:38.179
6 -	58.547	+ 0.360	10:14:45.472	13 -	58.546	+ 0.359	10:21:36.725
7 -	58.893	+ 0.706	10:15:44.365	14 -	58.187		10:22:34.912
65	Ian CROMBIE			Mallock MK 28B			
1 -	1:02.426	+ 3.617	10:09:49.264	8 -	58.945	+ 0.136	10:17:44.126
2 -	1:41.344 P	+ 42.535	10:11:30.608	9 -	58.809		10:18:42.935
3 -	1:07.811	+ 9.002	10:12:38.419	10 -	59.184	+ 0.375	10:19:42.119
4 -	59.104	+ 0.295	10:13:37.523	11 -	1:06.006	+ 7.197	10:20:48.125
5 -	1:04.045	+ 5.236	10:14:41.568	12 -	1:21.640	+ 22.831	10:22:09.765
6 -	59.229	+ 0.420	10:15:40.797	13 -	1:01.609	+ 2.800	10:23:11.374
7 -	1:04.384	+ 5.575	10:16:45.181				
73	Adrian LANGRIDGE			Mallock Mk 23			
1 -	1:05.157	+ 7.692	10:10:15.820	5 -	58.064	+ 0.599	10:14:12.679
2 -	1:00.601	+ 3.136	10:11:16.421	6 -	58.080	+ 0.615	10:15:10.759
3 -	59.639	+ 2.174	10:12:16.060	7 -	57.465		10:16:08.224
4 -	58.555	+ 1.090	10:13:14.615				

**BARC/Dunlop Clubmans Cup
RACE 18 - GRID**

ROW 5	59.492 8 Jamie CHAMPKIN	1:00.488 15 Gareth SALTER
ROW 4	58.384 29 Alex OSBORNE	58.809 65 Ian CROMBIE
ROW 3	58.187 51 Jason MONEY	58.381 3 Paul FREEMAN
ROW 2	57.917 5 Mike EVANS	58.034 7 Paul GIBSON
ROW 1	57.465 73 Adrian LANGRIDGE	57.709 1 Daniel GIBSON
Pole		
		

Pembrey
Circuit Length = 1.4559 miles

These results are provisional until the conclusion of any judicial and technical matters.

Clerk of Course :

Timekeeper :

BARC/Dunlop Clubmans Cup

RACE 18 - CLASSIFICATION

POS	NO	CL	NAME	ENTRY	LAPS	TIME	GAP	DIFF	MPH	BEST	ON
1	73		Adrian LANGRIDGE	Mallock Mk 23	12	11:45.653			89.12	58.002	7
2	1		Daniel GIBSON	Gem 008	12	11:58.765	13.112	13.112	87.50	57.991	6
3	5		Mike EVANS	Mallock Mk20	12	12:01.105	15.452	2.340	87.21	58.601	3
4	7		Paul GIBSON	Gem 008	12	12:04.882	19.229	3.777	86.76	59.600	9
5	3		Paul FREEMAN	Ardmore FR06/B	12	12:09.048	23.395	4.166	86.26	59.558	9
6	8		Jamie CHAMPKIN	Phantom P94/08	12	12:28.622	42.969	19.574	84.01	1:01.119	6
7	65		Ian CROMBIE	Mallock MK 28B	12	12:31.490	45.837	2.868	83.69	1:01.091	11
8	15		Gareth SALTER	Mallock Mk27	12	12:32.903	47.250	1.413	83.53	1:01.386	9
NOT CLASSIFIED											
DNF	51		Jason MONEY	Dart S16	9	9:10.125	3 laps	3 laps	85.74	59.421	3
DNF	29		Alex OSBORNE	Mallock Mk28	0						
FASTEST LAP											
	1		Daniel GIBSON	Gem 008	6	57.991			90.37 mph	145.45 kph	

Weather / Track : Sunny / Dry

These results are provisional until the conclusion of any judicial and technical matters.

Pembrey
Circuit Length = 1.4559 miles
Start: 16:04 End: 16:17

Clerk of Course :

Timekeeper :

BARC/Dunlop Clubmans Cup

RACE 18 - LAP CHART

Lap 1			Lap 2			Lap 3			Lap 4			Lap 5		
No	Behind	Laptime	No	Behind	Laptime	No	Behind	Laptime	No	Behind	Laptime	No	Behind	Laptime
73		1:03.993	73		58.660	73		58.243	73		58.377	73		58.150
5	1.269	1:05.262	5	1.352	58.743	5	1.710	58.601	5	2.112	58.779	5	2.803	58.841
7	1.690	1:05.683	7	2.820	59.790	1	2.786	58.012	1	2.568	58.159	1	2.990	58.572
1	2.243	1:06.236	1	3.017	59.434	7	4.393	59.816	7	5.845	59.829	7	7.843	1:00.148
3	3.796	1:07.789	3	6.272	1:01.136	3	8.423	1:00.394	3	10.429	1:00.383	3	12.274	59.995
65	5.222	1:09.215	65	8.699	1:02.137	51	9.913	59.421	51	11.161	59.625	51	12.769	59.758
51	5.489	1:09.482	51	8.735	1:01.906	65	12.562	1:02.106	65	16.235	1:02.050	65	20.350	1:02.265
15	6.321	1:10.314	15	9.497	1:01.836	15	13.242	1:01.988	8	16.701	1:01.631	8	20.518	1:01.967
8	6.537	1:10.530	8	9.760	1:01.883	8	13.447	1:01.930	15	17.345	1:02.480	15	21.365	1:02.170

Pembrey
Circuit Length = 1.4559 miles
Start: 16:04 End: 16:17

BARC/Dunlop Clubmans Cup

RACE 18 - LAP CHART

Lap 6			Lap 7			Lap 8			Lap 9			Lap 10		
No	Behind	Laptime	No	Behind	Laptime	No	Behind	Laptime	No	Behind	Laptime	No	Behind	Laptime
73		58.205	73		58.002	73		58.282	73		58.254	73		58.291
1	2.776	57.991	1	3.290	58.516	1	4.240	59.232	1	5.233	59.247	1	7.085	1:00.143
5	3.707	59.109	5	4.709	59.004	5	5.147	58.720	5	5.747	58.854	5	13.653	1:06.197
7	9.651	1:00.013	7	11.457	59.808	7	13.307	1:00.132	7	14.653	59.600	7	16.301	59.939
3	14.185	1:00.116	3	16.241	1:00.058	3	18.076	1:00.117	3	19.380	59.558	3	21.035	59.946
51	14.403	59.839	51	17.475	1:01.074	51	18.671	59.478	51	19.959	59.542	8	36.933	1:01.793
8	23.432	1:01.119	8	26.692	1:01.262	8	30.102	1:01.692	8	33.431	1:01.583	65	40.667	1:02.013
65	25.216	1:03.071	65	29.025	1:01.811	65	33.679	1:02.936	65	36.945	1:01.520	15	41.094	1:02.098
15	25.828	1:02.668	15	29.315	1:01.489	15	34.155	1:03.122	15	37.287	1:01.386			

Pembrey
Circuit Length = 1.4559 miles
Start: 16:04 End: 16:17

BARC/Dunlop Clubmans Cup
RACE 18 - LAP CHART

Lap 11			Lap 12		
No	Behind	Laptime	No	Behind	Laptime
73		58.370	73		58.826
1	10.698	1:01.983	1	13.112	1:01.240
5	14.688	59.405	5	15.452	59.590
7	17.912	59.981	7	19.229	1:00.143
3	22.403	59.738	3	23.395	59.818
8	40.317	1:01.754	8	42.969	1:01.478
65	43.388	1:01.091	65	45.837	1:01.275
15	44.141	1:01.417	15	47.250	1:01.935

Pembrey
Circuit Length = 1.4559 miles
Start: 16:04 End: 16:17

Tiger Sportscar Series

QUALIFYING FOR RACE 7 - CLASSIFICATION

POS	NO	CL	NAME	ENTRY	TIME	ON	LAPS	GAP	DIFF	MPH
1	23	A	Mark WITHEY	Tiger Avon	1:11.641	11	12			73.15
2	39	C	Stewart FENTON	Tiger Cat E1	1:11.724	11	12	0.083	0.083	73.07
3	6	C	Paul DUDLEY	Tiger R6	1:11.744	11	12	0.103	0.020	73.05
4	32	A	Andrew SLANEY-SMITH	Tiger R6	1:11.797	12	13	0.156	0.053	72.99
5	98	A	Mac McCARTHY	Tiger Avon	1:14.185	11	12	2.544	2.388	70.64
6	58	A	Mick GRANT	Tiger R6	1:14.574	9	12	2.933	0.389	70.28
7	91	B	Steve QUENBY	Tiger R6	1:16.907	11	11	5.266	2.333	68.14
8	33	A	Stuart HASLAM	Tiger Avon	1:17.945	9	11	6.304	1.038	67.24
9	70	B	Michael PEARCE	Tiger Avon	1:19.485	8	11	7.844	1.540	65.93
10	27	A	Gary LAPINSKIS	Tiger R6	1:19.530	8	11	7.889	0.045	65.90
11	22	B	James CASTRO	Tiger Avon	1:21.370	10	11	9.729	1.840	64.41
12	7	IN	Tom GRIFFITHS	Z-Cars Mini Hybussa	1:22.179	4	8	10.538	0.809	63.77
13	17	B	Chris BROOKES	Tiger R6	1:23.104	10	11	11.463	0.925	63.06

Weather / Track : Light Rain / Damp

These results are provisional until the conclusion of any judicial and technical matters.

Pembrey
Circuit Length = 1.4559 miles
Start: 11:14 End: 11:31

Clerk of Course :

Timekeeper :

Tiger Sportscar Series

QUALIFYING FOR RACE 7 - LAP ANALYSIS

6	Paul DUDLEY						Tiger R6	
1 -	1:29.903	+ 18.159	11:16:37.146	7 -	1:13.435	+ 1.691	11:24:23.332	
2 -	1:27.160	+ 15.416	11:18:04.306	8 -	1:14.278	+ 2.534	11:25:37.610	
3 -	1:21.314	+ 9.570	11:19:25.620	9 -	1:13.364	+ 1.620	11:26:50.974	
4 -	1:16.222	+ 4.478	11:20:41.842	10 -	1:13.207	+ 1.463	11:28:04.181	
5 -	1:14.132	+ 2.388	11:21:55.974	11 -	1:11.744		11:29:15.925	
6 -	1:13.923	+ 2.179	11:23:09.897	12 -	1:12.736	+ 0.992	11:30:28.661	
7	Tom GRIFFITHS						Z-Cars Mini Hybussa	
1 -	1:41.419	+ 19.240	11:16:46.011	5 -	1:25.343	+ 3.164	11:22:29.396	
2 -	1:32.599	+ 10.420	11:18:18.610	6 -	1:39.884 P	+ 17.705	11:24:09.280	
3 -	1:23.264	+ 1.085	11:19:41.874	7 -	5:28.788	+ 4:06.609	11:29:38.068	
4 -	1:22.179		11:21:04.053	8 -	1:22.862	+ 0.683	11:31:00.930	
17	Chris BROOKES						Tiger R6	
1 -	1:32.881	+ 9.777	11:16:34.518	7 -	1:23.950	+ 0.846	11:25:17.673	
2 -	1:33.594	+ 10.490	11:18:08.112	8 -	1:24.358	+ 1.254	11:26:42.031	
3 -	1:28.932	+ 5.828	11:19:37.044	9 -	1:24.742	+ 1.638	11:28:06.773	
4 -	1:25.776	+ 2.672	11:21:02.820	10 -	1:23.104		11:29:29.877	
5 -	1:25.743	+ 2.639	11:22:28.563	11 -	1:23.482	+ 0.378	11:30:53.359	
6 -	1:25.160	+ 2.056	11:23:53.723					
22	James CASTRO						Tiger Avon	
1 -	1:36.862	+ 15.492	11:16:48.356	7 -	1:24.502	+ 3.132	11:25:20.399	
2 -	1:27.813	+ 6.443	11:18:16.169	8 -	1:23.740	+ 2.370	11:26:44.139	
3 -	1:24.325	+ 2.955	11:19:40.494	9 -	1:26.650	+ 5.280	11:28:10.789	
4 -	1:22.995	+ 1.625	11:21:03.489	10 -	1:21.370		11:29:32.159	
5 -	1:25.363	+ 3.993	11:22:28.852	11 -	1:26.239	+ 4.869	11:30:58.398	
6 -	1:27.045	+ 5.675	11:23:55.897					
23	Mark WITHEY						Tiger Avon	
1 -	1:33.801	+ 22.160	11:16:47.965	7 -	1:14.190	+ 2.549	11:24:24.303	
2 -	1:20.527	+ 8.886	11:18:08.492	8 -	1:12.960	+ 1.319	11:25:37.263	
3 -	1:17.670	+ 6.029	11:19:26.162	9 -	1:12.611	+ 0.970	11:26:49.874	
4 -	1:15.872	+ 4.231	11:20:42.034	10 -	1:12.300	+ 0.659	11:28:02.174	
5 -	1:14.095	+ 2.454	11:21:56.129	11 -	1:11.641		11:29:13.815	
6 -	1:13.984	+ 2.343	11:23:10.113	12 -	1:18.864	+ 7.223	11:30:32.679	
27	Gary LAPINSKIS						Tiger R6	
1 -	1:31.402	+ 11.872	11:16:35.159	7 -	1:20.821	+ 1.291	11:24:47.705	
2 -	1:30.036	+ 10.506	11:18:05.195	8 -	1:19.530		11:26:07.235	
3 -	1:20.798	+ 1.268	11:19:25.993	9 -	1:21.187	+ 1.657	11:27:28.422	
4 -	1:19.852	+ 0.322	11:20:45.845	10 -	1:20.890	+ 1.360	11:28:49.312	
5 -	1:20.990	+ 1.460	11:22:06.835	11 -	1:20.427	+ 0.897	11:30:09.739	
6 -	1:20.049	+ 0.519	11:23:26.884					
32	Andrew SLANEY-SMITH						Tiger R6	
1 -	1:17.122	+ 5.325	11:16:12.115	8 -	1:12.370	+ 0.573	11:24:44.892	
2 -	1:13.758	+ 1.961	11:17:25.873	9 -	1:11.977	+ 0.180	11:25:56.869	
3 -	1:13.245	+ 1.448	11:18:39.118	10 -	1:13.208	+ 1.411	11:27:10.077	
4 -	1:12.292	+ 0.495	11:19:51.410	11 -	1:12.672	+ 0.875	11:28:22.749	
5 -	1:12.717	+ 0.920	11:21:04.127	12 -	1:11.797		11:29:34.546	
6 -	1:15.350	+ 3.553	11:22:19.477	13 -	1:14.828	+ 3.031	11:30:49.374	
7 -	1:13.045	+ 1.248	11:23:32.522					
33	Stuart HASLAM						Tiger Avon	
1 -	1:32.593	+ 14.648	11:16:40.835	7 -	1:19.783	+ 1.838	11:24:56.655	
2 -	1:27.498	+ 9.553	11:18:08.333	8 -	1:19.598	+ 1.653	11:26:16.253	
3 -	1:22.883	+ 4.938	11:19:31.216	9 -	1:17.945		11:27:34.198	
4 -	1:22.282	+ 4.337	11:20:53.498	10 -	1:23.092	+ 5.147	11:28:57.290	
5 -	1:22.801	+ 4.856	11:22:16.299	11 -	1:19.303	+ 1.358	11:30:16.593	
6 -	1:20.573	+ 2.628	11:23:36.872					

Pembrey
 Circuit Length = 1.4559 miles
 Start: 11:14 End: 11:31

Tiger Sportscar Series


QUALIFYING FOR RACE 7 - LAP ANALYSIS

39	Stewart FENTON		Tiger Cat E1				
1 -	1:27.241	+ 15.517	11:16:39.673	7 -	1:12.642	+ 0.918	11:24:17.041
2 -	1:25.154	+ 13.430	11:18:04.827	8 -	1:11.829	+ 0.105	11:25:28.870
3 -	1:18.456	+ 6.732	11:19:23.283	9 -	1:13.225	+ 1.501	11:26:42.095
4 -	1:14.902	+ 3.178	11:20:38.185	10 -	1:12.938	+ 1.214	11:27:55.033
5 -	1:13.651	+ 1.927	11:21:51.836	11 -	1:11.724		11:29:06.757
6 -	1:12.563	+ 0.839	11:23:04.399	12 -	1:12.883	+ 1.159	11:30:19.640
58	Mick GRANT		Tiger R6				
1 -	1:24.718	+ 10.144	11:16:24.592	7 -	1:15.887	+ 1.313	11:24:02.410
2 -	1:17.987	+ 3.413	11:17:42.579	8 -	1:15.313	+ 0.739	11:25:17.723
3 -	1:15.429	+ 0.855	11:18:58.008	9 -	1:14.574		11:26:32.297
4 -	1:15.960	+ 1.386	11:20:13.968	10 -	1:15.384	+ 0.810	11:27:47.681
5 -	1:17.329	+ 2.755	11:21:31.297	11 -	1:18.746	+ 4.172	11:29:06.427
6 -	1:15.226	+ 0.652	11:22:46.523	12 -	1:17.981	+ 3.407	11:30:24.408
70	Michael PEARCE		Tiger Avon				
1 -	1:32.544	+ 13.059	11:16:41.778	7 -	1:20.584	+ 1.099	11:25:01.162
2 -	1:27.276	+ 7.791	11:18:09.054	8 -	1:19.485		11:26:20.647
3 -	1:24.340	+ 4.855	11:19:33.394	9 -	1:20.028	+ 0.543	11:27:40.675
4 -	1:23.891	+ 4.406	11:20:57.285	10 -	1:21.345	+ 1.860	11:29:02.020
5 -	1:23.345	+ 3.860	11:22:20.630	11 -	1:20.768	+ 1.283	11:30:22.788
6 -	1:19.948	+ 0.463	11:23:40.578				
91	Steve QUENBY		Tiger R6				
1 -	1:30.245	+ 13.338	11:16:36.057	7 -	1:20.453	+ 3.546	11:25:06.810
2 -	1:28.032	+ 11.125	11:18:04.089	8 -	1:18.652	+ 1.745	11:26:25.462
3 -	1:26.562	+ 9.655	11:19:30.651	9 -	1:17.345	+ 0.438	11:27:42.807
4 -	1:27.554	+ 10.647	11:20:58.205	10 -	1:17.443	+ 0.536	11:29:00.250
5 -	1:23.311	+ 6.404	11:22:21.516	11 -	1:16.907		11:30:17.157
6 -	1:24.841	+ 7.934	11:23:46.357				
98	Mac McCARTHY		Tiger Avon				
1 -	1:23.376	+ 9.191	11:16:22.806	7 -	1:15.278	+ 1.093	11:24:03.044
2 -	1:18.505	+ 4.320	11:17:41.311	8 -	1:15.320	+ 1.135	11:25:18.364
3 -	1:16.277	+ 2.092	11:18:57.588	9 -	1:14.459	+ 0.274	11:26:32.823
4 -	1:16.776	+ 2.591	11:20:14.364	10 -	1:15.249	+ 1.064	11:27:48.072
5 -	1:18.313	+ 4.128	11:21:32.677	11 -	1:14.185		11:29:02.257
6 -	1:15.089	+ 0.904	11:22:47.766	12 -	1:14.589	+ 0.404	11:30:16.846

Pembrey
 Circuit Length = 1.4559 miles
 Start: 11:14 End: 11:31

Tiger Sportscar Series

RACE 7 - GRID

ROW 7	1:23.104 17 Chris BROOKES	1:22.179 7 Tom GRIFFITHS
ROW 6	1:21.370 22 James CASTRO	1:19.530 27 Gary LAPINSKIS
ROW 5	1:19.485 70 Michael PEARCE	1:17.945 33 Stuart HASLAM
ROW 4	1:16.907 91 Steve QUENBY	1:14.574 58 Mick GRANT
ROW 3	1:14.185 98 Mac McCARTHY	1:11.797 32 Andrew SLANEY-SMITH
ROW 2	1:11.744 6 Paul DUDLEY	1:11.724 39 Stewart FENTON
ROW 1	1:11.641 23 Mark WITHEY	
Pole		
		


Pembrey
Circuit Length = 1.4559 miles

These results are provisional until the conclusion of any judicial and technical matters.

Clerk of Course :		Timekeeper :
-------------------	--	--------------

Tiger Sportscar Series

RACE 15 - GRID

ROW 7	1:23.482 17 Chris BROOKES	1:22.995 22 James CASTRO
ROW 6	1:22.862 7 Tom GRIFFITHS	1:19.948 70 Michael PEARCE
ROW 5	1:19.852 27 Gary LAPINSKIS	1:19.303 33 Stuart HASLAM
ROW 4	1:17.345 91 Steve QUENBY	1:15.226 58 Mick GRANT
ROW 3	1:14.459 98 Mac McCARTHY	1:12.736 6 Paul DUDLEY
ROW 2	1:12.300 23 Mark WITHEY	1:11.977 32 Andrew SLANEY-SMITH
ROW 1	1:11.829 39 Stewart FENTON	
Pole		
		

Pembrey
Circuit Length = 1.4559 miles

These results are provisional until the conclusion of any judicial and technical matters.

Clerk of Course :		Timekeeper :
-------------------	--	--------------

Tiger Sportscar Series

RACE 7 - CLASSIFICATION

POS	NO	CL	NAME	ENTRY	LAPS	TIME	GAP	DIFF	MPH	BEST	ON
1	39	C	Stewart FENTON	Tiger Cat E1	12	13:05.035			80.11	1:04.202	8
2	6	C	Paul DUDLEY	Tiger R6	12	13:17.700	12.665	12.665	78.84	1:04.749	6
3	23	A	Mark WITHEY	Tiger Avon	12	13:30.034	24.999	12.334	77.64	1:05.661	4
4	32	A	Andrew SLANEY-SMITH	Tiger R6	12	13:39.356	34.321	9.322	76.75	1:05.867	4
5	58	A	Mick GRANT	Tiger R6	12	13:39.590	34.555	0.234	76.73	1:05.907	10
6	91	B	Steve QUENBY	Tiger R6	12	13:40.832	35.797	1.242	76.62	1:06.606	12
7	27	A	Gary LAPINSKIS	Tiger R6	12	13:41.176	36.141	0.344	76.58	1:06.794	12
8	98	A	Mac McCARTHY	Tiger Avon	12	14:12.382	1:07.347	31.206	73.78	1:09.625	11
9	70	B	Michael PEARCE	Tiger Avon	11	13:17.653	1 lap	1 lap	72.27	1:11.241	10
10	33	A	Stuart HASLAM	Tiger Avon	11	13:23.741	1 lap	6.088	71.73	1:11.725	6
11	22	B	James CASTRO	Tiger Avon	11	13:50.218	1 lap	26.477	69.44	1:13.427	11
12	17	B	Chris BROOKES	Tiger R6	11	13:53.157	1 lap	2.939	69.19	1:12.827	11

NOT CLASSIFIED

DNF	7	IN	Tom GRIFFITHS	Z-Cars Mini Hybussa	1	1:53.325	11 laps	10 laps	46.24		
-----	---	----	---------------	---------------------	---	----------	---------	---------	-------	--	--

FASTEST LAP

39	C	Stewart FENTON	Tiger Cat E1	8	1:04.202	81.63 mph	131.37 kph
91	B	Steve QUENBY	Tiger R6	12	1:06.606	78.68 mph	126.63 kph
23	A	Mark WITHEY	Tiger Avon	4	1:05.661	79.82 mph	128.45 kph

Weather / Track : Cloudy / Dry

These results are provisional until the conclusion of any judicial and technical matters.

Pembrey
Circuit Length = 1.4559 miles
Start: 15:15 End: 15:29

Clerk of Course :	Timekeeper :
-------------------	--------------

Tiger Sportscar Series
RACE 7 - LAP CHART

Lap 1			Lap 2			Lap 3			Lap 4			Lap 5		
No	Behind	Laptime	No	Behind	Laptime	No	Behind	Laptime	No	Behind	Laptime	No	Behind	Laptime
39		1:11.173	39		1:05.903	39		1:05.735	39		1:04.887	39		1:04.733
32	1.939	1:13.112	32	3.807	1:07.771	23	4.747	1:06.027	23	5.521	1:05.661	23	6.913	1:06.125
23	2.197	1:13.370	23	4.455	1:08.161	32	6.801	1:08.729	32	7.781	1:05.867	6	8.207	1:04.753
6	3.864	1:15.037	6	6.823	1:08.862	6	7.848	1:06.760	6	8.187	1:05.226	32	9.688	1:06.640
58	4.291	1:15.464	27	7.114	1:08.246	27	10.565	1:09.186	27	13.887	1:08.209	58	17.313	1:07.998
27	4.771	1:15.944	91	7.811	1:08.548	58	11.842	1:09.341	58	14.048	1:07.093	27	17.985	1:08.831
91	5.166	1:16.339	58	8.236	1:09.848	91	12.787	1:10.711	91	14.842	1:06.942	91	18.206	1:08.097
70	8.583	1:19.756	98	13.057	1:10.173	98	17.171	1:09.849	98	22.280	1:09.996	98	27.982	1:10.435
98	8.787	1:19.960	70	15.056	1:12.376	70	21.719	1:12.398	70	28.735	1:11.903	70	35.973	1:11.971
33	9.768	1:20.941	33	15.682	1:11.817	33	21.997	1:12.050	33	29.815	1:12.705	33	37.231	1:12.149
22	12.913	1:24.086	22	21.256	1:14.246	22	29.881	1:14.360	22	39.468	1:14.474	22	49.376	1:14.641
17	16.267	1:27.440	17	26.138	1:15.774	17	35.344	1:14.941	17	44.949	1:14.492	17	54.598	1:14.382
7	42.152	1:53.325												

Pembrey
Circuit Length = 1.4559 miles
Start: 15:15 End: 15:29

Tiger Sportscar Series
RACE 7 - LAP CHART

Lap 6			Lap 7			Lap 8			Lap 9			Lap 10		
No	Behind	Laptime	No	Behind	Laptime	No	Behind	Laptime	No	Behind	Laptime	No	Behind	Laptime
39		1:04.547	39		1:04.700	39		1:04.202	39		1:04.710	39		1:04.862
6	8.409	1:04.749	6	8.620	1:04.911	22	1 LAP	1:15.314	6	10.808	1:05.843	33	1 LAP	1:12.151
23	13.929	1:11.563	23	15.888	1:06.659	17	1 LAP	1:14.054	22	1 LAP	1:13.987	6	11.452	1:05.506
32	18.439	1:13.298	32	21.502	1:07.763	6	9.675	1:05.257	17	1 LAP	1:14.232	23	20.933	1:06.394
58	20.183	1:07.417	58	21.567	1:06.084	23	17.870	1:06.184	23	19.401	1:06.241	22	1 LAP	1:14.386
91	21.306	1:07.647	91	23.960	1:07.354	58	25.643	1:08.278	58	28.171	1:07.238	17	1 LAP	1:14.345
27	21.471	1:08.033	27	24.159	1:07.388	32	25.962	1:08.662	32	28.380	1:07.128	58	29.216	1:05.907
98	33.959	1:10.524	98	39.680	1:10.421	91	26.908	1:07.150	91	29.194	1:06.996	32	29.888	1:06.370
70	43.743	1:12.317	70	50.387	1:11.344	27	27.203	1:07.246	27	29.405	1:06.912	91	31.008	1:06.676
33	44.409	1:11.725	33	52.389	1:12.680	98	45.777	1:10.299	98	50.848	1:09.781	27	31.422	1:06.879
22	59.671	1:14.842				70	57.446	1:11.261	70	1:04.344	1:11.608	98	55.852	1:09.866
17	1:04.259	1:14.208				33	1:00.663	1:12.476						

Pembrey
 Circuit Length = 1.4559 miles
 Start: 15:15 End: 15:29

Tiger Sportscar Series
RACE 7 - LAP CHART

Lap 11			Lap 12		
No	Behind	Laptime	No	Behind	Laptime
39		1:04.773	39		1:04.810
70	1 LAP	1:11.241	70	1 LAP	1:11.478
33	1 LAP	1:12.102	6	12.665	1:05.817
6	11.658	1:04.979	33	1 LAP	1:12.945
23	22.533	1:06.373	23	24.999	1:07.276
58	31.944	1:07.501	32	34.321	1:06.897
32	32.234	1:07.119	58	34.555	1:07.421
91	34.001	1:07.766	91	35.797	1:06.606
27	34.157	1:07.508	27	36.141	1:06.794
22	1 LAP	1:16.455	22	1 LAP	1:13.427
17	1 LAP	1:16.462	17	1 LAP	1:12.827
98	1:00.704	1:09.625	98	1:07.347	1:11.453

Tiger Sportscar Series

RACE 15 - CLASSIFICATION

POS	NO	CL	NAME	ENTRY	LAPS	TIME	GAP	DIFF	MPH	BEST	ON
1	6	C	Paul DUDLEY	Tiger R6	12	13:15.123			79.09	1:04.261	5
2	23	A	Mark WITHEY	Tiger Avon	12	13:32.088	16.965	16.965	77.44	1:05.942	2
3	91	B	Steve QUENBY	Tiger R6	12	13:48.382	33.259	16.294	75.92	1:07.719	5
4	98	A	Mac McCARTHY	Tiger Avon	12	13:54.573	39.450	6.191	75.36	1:07.998	5
5	27	A	Gary LAPINSKIS	Tiger R6	12	13:55.327	40.204	0.754	75.29	1:06.969	3
6	70	B	Michael PEARCE	Tiger Avon	12	14:10.765	55.642	15.438	73.92	1:08.824	5
7	22	B	James CASTRO	Tiger Avon	11	13:35.212	1 lap	1 lap	70.72	1:11.887	6
8	17	B	Chris BROOKES	Tiger R6	11	13:47.016	1 lap	11.804	69.71	1:12.800	2
9	33	A	Stuart HASLAM	Tiger Avon	11	13:47.619	1 lap	0.603	69.66	1:13.367	4
NOT CLASSIFIED											
DNF	39	C	Stewart FENTON	Tiger Cat E1	6	6:32.161	6 laps	5 laps	80.18	1:04.182	3
DNF	58	A	Mick GRANT	Tiger R6	10	11:18.808	2 laps	0.000	77.21	1:05.995	2
DNF	32	A	Andrew SLANEY-SMITH	Tiger R6	9	10:09.328	3 laps	1 lap	77.41	1:05.164	8
FASTEST LAP											
39	C	Stewart FENTON	Tiger Cat E1	3	1:04.182			81.66 mph		131.42 kph	
91	B	Steve QUENBY	Tiger R6	5	1:07.719			77.39 mph		124.55 kph	
32	A	Andrew SLANEY-SMITH	Tiger R6	8	1:05.164			80.43 mph		129.43 kph	

Weather / Track : Sunny / Dry

These results are provisional until the conclusion of any judicial and technical matters.

Pembrey
Circuit Length = 1.4559 miles
Start: 14:09 End: 14:24

Clerk of Course :		Timekeeper :
-------------------	--	--------------

Tiger Sportscar Series
RACE 15 - LAP CHART

Lap 1			Lap 2			Lap 3			Lap 4			Lap 5		
No	Behind	Laptime	No	Behind	Laptime	No	Behind	Laptime	No	Behind	Laptime	No	Behind	Laptime
39		1:10.251	39		1:04.433	39		1:04.182	39		1:04.316	39		1:04.558
32	1.662	1:11.913	6	2.256	1:04.858	6	2.883	1:04.809	6	3.179	1:04.612	6	2.882	1:04.261
6	1.831	1:12.082	58	4.532	1:05.995	23	7.067	1:06.565	23	9.483	1:06.732	58	12.236	1:07.052
58	2.970	1:13.221	23	4.684	1:05.942	58	7.145	1:06.795	58	9.742	1:06.913	23	12.374	1:07.449
23	3.175	1:13.426	98	9.288	1:08.262	91	13.961	1:08.597	32	16.207	1:06.480	32	17.001	1:05.352
98	5.459	1:15.710	91	9.546	1:08.201	32	14.043	1:06.571	91	17.902	1:08.257	91	21.063	1:07.719
91	5.778	1:16.029	32	11.654	1:14.425	98	14.702	1:09.596	98	19.451	1:09.065	98	22.891	1:07.998
70	9.937	1:20.188	27	14.061	1:08.497	27	16.848	1:06.969	27	19.667	1:07.135	27	23.218	1:08.109
27	9.997	1:20.248	70	14.720	1:09.216	70	20.001	1:09.463	70	24.746	1:09.061	70	29.012	1:08.824
17	11.442	1:21.693	17	19.809	1:12.800	17	29.391	1:13.764	17	38.902	1:13.827	22	48.234	1:13.870
33	11.878	1:22.129	22	19.994	1:12.445	22	29.478	1:13.666	22	38.922	1:13.760	17	48.979	1:14.635
22	11.982	1:22.233	33	20.876	1:13.431	33	30.620	1:13.926	33	39.671	1:13.367	33	49.435	1:14.322

Pembrey
Circuit Length = 1.4559 miles
Start: 14:09 End: 14:24

Tiger Sportscar Series
RACE 15 - LAP CHART

Lap 6			Lap 7			Lap 8			Lap 9			Lap 10		
No	Behind	Laptime	No	Behind	Laptime	No	Behind	Laptime	No	Behind	Laptime	No	Behind	Laptime
39		1:04.421	6		1:06.930	6		1:06.463	6		1:08.001	6		1:05.953
6	2.967	1:04.506	58	11.912	1:07.105	58	13.061	1:07.612	17	1 LAP	1:15.709	22	1 LAP	1:12.366
58	14.704	1:06.889	23	12.326	1:07.417	23	13.194	1:07.331	33	1 LAP	1:15.717	23	15.212	1:08.738
23	14.806	1:06.853	32	16.002	1:06.045	32	14.703	1:05.164	23	12.427	1:07.234	17	1 LAP	1:16.548
32	19.854	1:07.274	91	22.928	1:08.242	91	25.040	1:08.575	58	12.695	1:07.635	58	16.333	1:09.591
91	24.583	1:07.941	98	25.884	1:08.723	98	27.924	1:08.503	32	12.806	1:06.104	33	1 LAP	1:16.894
98	27.058	1:08.588	27	26.871	1:09.489	27	28.111	1:07.703	91	25.281	1:08.242	91	28.428	1:09.100
27	27.279	1:08.482	70	36.054	1:11.316	70	40.337	1:10.746	98	29.769	1:09.846	98	33.824	1:10.008
70	34.635	1:10.044	22	58.751	1:12.948	22	1:04.824	1:12.536	27	30.103	1:09.993	27	34.040	1:09.890
22	55.700	1:11.887	17	1:04.098	1:14.953				70	42.031	1:09.695	70	47.359	1:11.281
33	58.771	1:13.757	33	1:04.438	1:15.564									
17	59.042	1:14.484												

Pembrey
Circuit Length = 1.4559 miles
Start: 14:09 End: 14:24

Tiger Sportscar Series
RACE 15 - LAP CHART

Lap 11			Lap 12		
No	Behind	Laptime	No	Behind	Laptime
6		1:06.009	6		1:06.639
22	1 LAP	1:13.231	23	16.965	1:07.120
23	16.484	1:07.281	22	1 LAP	1:16.270
17	1 LAP	1:14.643	17	1 LAP	1:13.960
33	1 LAP	1:14.350	33	1 LAP	1:14.162
91	31.457	1:09.038	91	33.259	1:08.441
98	37.671	1:09.856	98	39.450	1:08.418
27	38.122	1:10.091	27	40.204	1:08.721
70	51.455	1:10.105	70	55.642	1:10.826

Pembrey
 Circuit Length = 1.4559 miles
 Start: 14:09 End: 14:24

Welsh Sports & Saloon Car Championship

QUALIFYING FOR RACE 3 - CLASSIFICATION

POS	NO	CL	NAME	ENTRY	TIME	ON	LAPS	GAP	DIFF	MPH
1	23	D	Alvin POWELL	Ford Mondeo	1:06.109	6	8			79.28
2	66	C	Rhys LLOYD	Seat Leon Cupra	1:06.774	10	10	0.665	0.665	78.49
3	8	D	Nigel BOWEN	Nissan Primera Tourer	1:08.660	11	11	2.551	1.886	76.33
4	69	B	Jeffrey DAVIES	Westfield SE	1:09.733	8	12	3.624	1.073	75.16
5	99	B	Paul TROWBRIDGE	Ginetta G20	1:11.041	9	11	4.932	1.308	73.77
6	64	C	Lucas ORDONEZ	Nissan 350Z	1:11.170	11	11	5.061	0.129	73.64
7	32	B	Jason DAVIES	Ford Escort Mk2	1:11.398	11	11	5.289	0.228	73.40
8	9	D	John MORRIS	Peugeot 206	1:11.900	11	11	5.791	0.502	72.89
9	33	C	Kenneth RATTENBURY	Ford Sierra	1:12.215	7	9	6.106	0.315	72.57
10	25	B	Anthony ALLITT	Honda Civic Type R	1:12.498	8	11	6.389	0.283	72.29
11	16	B	Mark NICHOLSON	Honda Integra R	1:12.575	10	10	6.466	0.077	72.21
12	3	B	Andrew SLANEY-SMITH	Tiger R6	1:14.454	9	10	8.345	1.879	70.39
13	65	C	Lars SCHLOMER	Nissan 350Z	1:14.845	10	10	8.736	0.391	70.02
14	59	B	Geraint REES	Westfield SE1	1:16.173	9	10	10.064	1.328	68.80
15	47	B	Andrew MEYRICK	Vauxhall Chevette	1:20.044	8	10	13.935	3.871	65.47
16	29	A	Russell HAGGERTY	Raw Striker	1:21.234	8	9	15.125	1.190	64.51
17	88	A	Chris MORRIS	Suzuki Ignis	1:21.727	10	10	15.618	0.493	64.12
18	98	B	Dave DAVIES	Tiger Avon	1:25.468	6	9	19.359	3.741	61.32
19	26	A	Glynne JONES	Alfa Romeo	1:26.588	3	6	20.479	1.120	60.52
20	45	A	Adrian CHAPMAN	Raw Striker	1:28.379	6	8	22.270	1.791	59.30
21	24	B	Wayne OSBORNE	Ford Puma	1:30.659	3	4	24.550	2.280	57.81

Cars 23 + 24 - Transponders not working

Weather / Track : Cloudy / Drying

These results are provisional until the conclusion of any judicial and technical matters.

Pembrey
Circuit Length = 1.4559 miles
Start: 10:12 End: 10:27

Clerk of Course :		Timekeeper :
-------------------	--	--------------

Welsh Sports & Saloon Car Championship
QUALIFYING FOR RACE 3 - LAP ANALYSIS

3	Andrew SLANEY-SMITH		Tiger R6				
1 -	1:36.211	+ 21.757	10:15:06.925	6 -	1:17.668	+ 3.214	10:21:54.812
2 -	1:28.214	+ 13.760	10:16:35.139	7 -	1:16.060	+ 1.606	10:23:10.872
3 -	1:24.773	+ 10.319	10:17:59.912	8 -	1:14.960	+ 0.506	10:24:25.832
4 -	1:20.210	+ 5.756	10:19:20.122	9 -	1:14.454		10:25:40.286
5 -	1:17.022	+ 2.568	10:20:37.144	10 -	1:16.671	+ 2.217	10:26:56.957
8	Nigel BOWEN		Nissan Primera Tourer				
1 -	1:31.000	+ 22.340	10:15:11.323	7 -	1:09.107	+ 0.447	10:22:43.100
2 -	1:24.565	+ 15.905	10:16:35.888	8 -	1:09.164	+ 0.504	10:23:52.264
3 -	1:21.238	+ 12.578	10:17:57.126	9 -	1:08.922	+ 0.262	10:25:01.186
4 -	1:14.020	+ 5.360	10:19:11.146	10 -	1:09.256	+ 0.596	10:26:10.442
5 -	1:11.941	+ 3.281	10:20:23.087	11 -	1:08.660		10:27:19.102
6 -	1:10.906	+ 2.246	10:21:33.993				
9	John MORRIS		Peugeot 206				
1 -	1:27.830	+ 15.930	10:14:49.634	7 -	1:14.194	+ 2.294	10:22:18.211
2 -	1:16.205	+ 4.305	10:16:05.839	8 -	1:15.615	+ 3.715	10:23:33.826
3 -	1:13.593	+ 1.693	10:17:19.432	9 -	1:14.733	+ 2.833	10:24:48.559
4 -	1:12.038	+ 0.138	10:18:31.470	10 -	1:14.235	+ 2.335	10:26:02.794
5 -	1:16.279	+ 4.379	10:19:47.749	11 -	1:11.900		10:27:14.694
6 -	1:16.268	+ 4.368	10:21:04.017				
16	Mark NICHOLSON		Honda Integra R				
1 -	1:37.215	+ 24.640	10:15:04.931	6 -	1:17.365	+ 4.790	10:21:40.279
2 -	1:25.142	+ 12.567	10:16:30.073	7 -	1:14.151	+ 1.576	10:22:54.430
3 -	1:15.614	+ 3.039	10:17:45.687	8 -	1:13.861	+ 1.286	10:24:08.291
4 -	1:20.322	+ 7.747	10:19:06.009	9 -	1:15.417	+ 2.842	10:25:23.708
5 -	1:16.905	+ 4.330	10:20:22.914	10 -	1:12.575		10:26:36.283
23	Alvin POWELL		Ford Mondeo				
1 -	1:17.609	+ 11.500	10:14:17.547	5 -	1:10.927	+ 4.818	10:18:57.065
2 -	1:08.974	+ 2.865	10:15:26.521	6 -	1:06.109		10:20:03.174
3 -	1:10.503	+ 4.394	10:16:37.024	7 -	1:06.694	+ 0.585	10:21:09.868
4 -	1:09.114	+ 3.005	10:17:46.138	8 -	1:41.482 P	+ 35.373	10:22:51.350
24	Wayne OSBORNE		Ford Puma				
1 -	1:44.792	+ 14.133	10:15:20.756	3 -	1:30.659		10:18:27.521
2 -	1:36.106	+ 5.447	10:16:56.862	4 -	1:50.570 P	+ 19.911	10:20:18.091
25	Anthony ALLITT		Honda Civic Type R				
1 -	1:22.467	+ 9.969	10:14:25.210	7 -	1:13.648	+ 1.150	10:21:53.862
2 -	1:17.759	+ 5.261	10:15:42.969	8 -	1:12.498		10:23:06.360
3 -	1:15.769	+ 3.271	10:16:58.738	9 -	1:12.536	+ 0.038	10:24:18.896
4 -	1:14.210	+ 1.712	10:18:12.948	10 -	1:15.787	+ 3.289	10:25:34.683
5 -	1:14.280	+ 1.782	10:19:27.228	11 -	1:13.548	+ 1.050	10:26:48.231
6 -	1:12.986	+ 0.488	10:20:40.214				
26	Glynne JONES		Alfa Romeo				
1 -	1:39.732	+ 13.144	10:15:13.137	4 -	1:43.570	+ 16.982	10:19:55.099
2 -	1:31.804	+ 5.216	10:16:44.941	5 -	1:26.908	+ 0.320	10:21:22.007
3 -	1:26.588		10:18:11.529	6 -	1:46.150 P	+ 19.562	10:23:08.157
29	Russell HAGGERTY		Raw Striker				
1 -	1:30.574	+ 9.340	10:14:49.451	6 -	1:21.728	+ 0.494	10:21:54.033
2 -	1:25.795	+ 4.561	10:16:15.246	7 -	1:23.503	+ 2.269	10:23:17.536
3 -	1:24.628	+ 3.394	10:17:39.874	8 -	1:21.234		10:24:38.770
4 -	1:27.143	+ 5.909	10:19:07.017	9 -	1:43.478 P	+ 22.244	10:26:22.248
5 -	1:25.288	+ 4.054	10:20:32.305				
32	Jason DAVIES		Ford Escort Mk2				
1 -	1:21.684	+ 10.286	10:14:22.703	7 -	1:13.076	+ 1.678	10:21:50.930
2 -	1:17.111	+ 5.713	10:15:39.814	8 -	1:11.681	+ 0.283	10:23:02.611

Pembrey
Circuit Length = 1.4559 miles
Start: 10:12 End: 10:27

Welsh Sports & Saloon Car Championship

QUALIFYING FOR RACE 3 - LAP ANALYSIS

3 -	1:15.150	+ 3.752	10:16:54.964	9 -	1:12.488	+ 1.090	10:24:15.099
4 -	1:15.367	+ 3.969	10:18:10.331	10 -	1:13.626	+ 2.228	10:25:28.725
5 -	1:15.034	+ 3.636	10:19:25.365	11 -	1:11.398		10:26:40.123
6 -	1:12.489	+ 1.091	10:20:37.854				
33	Kenneth RATTENBURY			Ford Sierra			
1 -	1:35.652	+ 23.437	10:15:10.099	6 -	1:12.825	+ 0.610	10:22:08.005
2 -	1:18.986	+ 6.771	10:16:29.085	7 -	1:12.215		10:23:20.220
3 -	1:14.086	+ 1.871	10:17:43.171	8 -	1:13.777	+ 1.562	10:24:33.997
4 -	1:25.205 P	+ 12.990	10:19:08.376	9 -	1:30.915 P	+ 18.700	10:26:04.912
5 -	1:46.804	+ 34.589	10:20:55.180				
45	Adrian CHAPMAN			Raw Striker			
1 -	1:40.760	+ 12.381	10:15:04.564	5 -	1:30.887	+ 2.508	10:21:05.864
2 -	1:29.932	+ 1.553	10:16:34.496	6 -	1:28.379		10:22:34.243
3 -	1:30.201	+ 1.822	10:18:04.697	7 -	1:29.611	+ 1.232	10:24:03.854
4 -	1:30.280	+ 1.901	10:19:34.977	8 -	2:00.218 P	+ 31.839	10:26:04.072
47	Andrew MEYRICK			Vauxhall Chevette			
1 -	1:43.419	+ 23.375	10:15:12.296	6 -	1:20.578	+ 0.534	10:22:16.986
2 -	1:32.268	+ 12.224	10:16:44.564	7 -	1:23.038	+ 2.994	10:23:40.024
3 -	1:25.443	+ 5.399	10:18:10.007	8 -	1:20.044		10:25:00.068
4 -	1:25.323	+ 5.279	10:19:35.330	9 -	1:21.185	+ 1.141	10:26:21.253
5 -	1:21.078	+ 1.034	10:20:56.408	10 -	1:22.810	+ 2.766	10:27:44.063
59	Geraint REES			Westfield SE1			
1 -	1:29.580	+ 13.407	10:14:49.479	6 -	1:17.020	+ 0.847	10:21:20.193
2 -	1:21.360	+ 5.187	10:16:10.839	7 -	1:18.696	+ 2.523	10:22:38.889
3 -	1:18.037	+ 1.864	10:17:28.876	8 -	1:20.437	+ 4.264	10:23:59.326
4 -	1:17.701	+ 1.528	10:18:46.577	9 -	1:16.173		10:25:15.499
5 -	1:16.596	+ 0.423	10:20:03.173	10 -	1:19.001	+ 2.828	10:26:34.500
64	Lucas ORDONEZ			Nissan 350Z			
1 -	1:42.718	+ 31.548	10:15:01.244	7 -	1:13.296	+ 2.126	10:22:25.340
2 -	1:16.839	+ 5.669	10:16:18.083	8 -	1:12.191	+ 1.021	10:23:37.531
3 -	1:15.156	+ 3.986	10:17:33.239	9 -	1:12.284	+ 1.114	10:24:49.815
4 -	1:12.933	+ 1.763	10:18:46.172	10 -	1:12.490	+ 1.320	10:26:02.305
5 -	1:12.396	+ 1.226	10:19:58.568	11 -	1:11.170		10:27:13.475
6 -	1:13.476	+ 2.306	10:21:12.044				
65	Lars SCHLOMER			Nissan 350Z			
1 -	1:40.636	+ 25.791	10:14:53.870	6 -	1:22.334	+ 7.489	10:21:44.569
2 -	1:26.114	+ 11.269	10:16:19.984	7 -	1:16.828	+ 1.983	10:23:01.397
3 -	1:21.076	+ 6.231	10:17:41.060	8 -	1:16.569	+ 1.724	10:24:17.966
4 -	1:22.452	+ 7.607	10:19:03.512	9 -	1:19.244	+ 4.399	10:25:37.210
5 -	1:18.723	+ 3.878	10:20:22.235	10 -	1:14.845		10:26:52.055
66	Rhys LLOYD			Seat Leon Cupra			
1 -	1:15.214	+ 8.440	10:14:37.690	6 -	1:09.180	+ 2.406	10:20:23.293
2 -	1:09.422	+ 2.648	10:15:47.112	7 -	1:09.069	+ 2.295	10:21:32.362
3 -	1:09.102	+ 2.328	10:16:56.214	8 -	1:24.053 P	+ 17.279	10:22:56.415
4 -	1:09.540	+ 2.766	10:18:05.754	9 -	2:59.694	+ 1:52.920	10:25:56.109
5 -	1:08.359	+ 1.585	10:19:14.113	10 -	1:06.774		10:27:02.883
69	Jeffrey DAVIES			Westfield SE			
1 -	1:21.339	+ 11.606	10:14:27.885	7 -	1:11.262	+ 1.529	10:21:38.152
2 -	1:13.785	+ 4.052	10:15:41.670	8 -	1:09.733		10:22:47.885
3 -	1:11.921	+ 2.188	10:16:53.591	9 -	1:10.469	+ 0.736	10:23:58.354
4 -	1:11.470	+ 1.737	10:18:05.061	10 -	1:10.018	+ 0.285	10:25:08.372
5 -	1:11.535	+ 1.802	10:19:16.596	11 -	1:10.332	+ 0.599	10:26:18.704
6 -	1:10.294	+ 0.561	10:20:26.890	12 -	1:10.215	+ 0.482	10:27:28.919
88	Chris MORRIS			Suzuki Ignis			
1 -	1:35.249	+ 13.522	10:14:44.872	6 -	1:27.709	+ 5.982	10:22:05.074

Pembrey
Circuit Length = 1.4559 miles
Start: 10:12 End: 10:27


Welsh Sports & Saloon Car Championship
QUALIFYING FOR RACE 3 - LAP ANALYSIS

2 -	1:27.796	+ 6.069	10:16:12.668	7 -	1:23.537	+ 1.810	10:23:28.611
3 -	1:27.706	+ 5.979	10:17:40.374	8 -	1:23.043	+ 1.316	10:24:51.654
4 -	1:31.218	+ 9.491	10:19:11.592	9 -	1:22.216	+ 0.489	10:26:13.870
5 -	1:25.773	+ 4.046	10:20:37.365	10 -	1:21.727		10:27:35.597
98	Dave DAVIES		Tiger Avon				
1 -	1:44.823	+ 19.355	10:15:10.149	6 -	1:25.468		10:22:42.951
2 -	1:34.670	+ 9.202	10:16:44.819	7 -	1:26.527	+ 1.059	10:24:09.478
3 -	1:33.954	+ 8.486	10:18:18.773	8 -	1:29.122	+ 3.654	10:25:38.600
4 -	1:27.746	+ 2.278	10:19:46.519	9 -	1:27.071	+ 1.603	10:27:05.671
5 -	1:30.964	+ 5.496	10:21:17.483				
99	Paul TROWBRIDGE		Ginetta G20				
1 -	1:21.184	+ 10.143	10:14:26.394	7 -	1:12.513	+ 1.472	10:21:55.941
2 -	1:18.027	+ 6.986	10:15:44.421	8 -	1:13.266	+ 2.225	10:23:09.207
3 -	1:15.839	+ 4.798	10:17:00.260	9 -	1:11.041		10:24:20.248
4 -	1:14.950	+ 3.909	10:18:15.210	10 -	1:18.420	+ 7.379	10:25:38.668
5 -	1:15.742	+ 4.701	10:19:30.952	11 -	1:22.083	+ 11.042	10:27:00.751
6 -	1:12.476	+ 1.435	10:20:43.428				

Pembrey
 Circuit Length = 1.4559 miles
 Start: 10:12 End: 10:27

Welsh Sports & Saloon Car Championship

RACE 3 - GRID

ROW 11	1:30.659 24 Wayne OSBORNE	
ROW 10	1:26.588 26 Glynme JONES	1:28.379 45 Adrian CHAPMAN
ROW 9	1:21.727 88 Chris MORRIS	1:25.468 98 Dave DAVIES
ROW 8	1:20.044 47 Andrew MEYRICK	1:21.234 29 Russell HAGGERTY
ROW 7	1:14.845 65 Lars SCHLOMER	1:16.173 59 Geraint REES
ROW 6	1:12.575 16 Mark NICHOLSON	1:14.454 3 Andrew SLANEY-SMITH
ROW 5	1:12.215 33 Kenneth RATTENBURY	1:12.498 25 Anthony ALLITT
ROW 4	1:11.398 32 Jason DAVIES	1:11.900 9 John MORRIS
ROW 3	1:11.041 99 Paul TROWBRIDGE	1:11.170 64 Lucas ORDONEZ
ROW 2	1:08.660 8 Nigel BOWEN	1:09.733 69 Jeffrey DAVIES
ROW 1	1:06.109 23 Alvin POWELL	1:06.774 66 Rhys LLOYD
Pole		
		

Pembrey
Circuit Length = 1.4559 miles

These results are provisional until the conclusion of any judicial and technical matters.

Clerk of Course :

Timekeeper :

Welsh Sports & Saloon Car Championship

RACE 3 - CLASSIFICATION

POS	NO	CL	NAME	ENTRY	LAPS	TIME	GAP	DIFF	MPH	BEST	ON
1	23	D	Alvin POWELL	Ford Mondeo	15	16:03.640			81.58	1:02.584	8
2	66	C	Rhys LLOYD	Seat Leon Cupra	15	16:03.862	0.222	0.222	81.56	1:02.620	14
3	9	D	John MORRIS	Peugeot 206	15	16:20.425	16.785	16.563	80.18	1:01.602	8
4	69	B	Jeffrey DAVIES	Westfield SE	15	16:29.707	26.067	9.282	79.43	1:04.441	6
5	59	B	Geraint REES	Westfield SE1	15	16:54.375	50.735	24.668	77.50	1:05.693	10
6	64	C	Lucas ORDONEZ	Nissan 350Z	15	17:09.723	1:06.083	15.348	76.34	1:07.285	10
7	32	B	Jason DAVIES	Ford Escort Mk2	14	16:20.129	1 lap	1 lap	74.86	1:07.507	13
8	3	B	Andrew SLANEY-SMITH	Tiger R6	14	16:20.384	1 lap	0.255	74.84	1:07.517	13
9	33	C	Kenneth RATTENBURY	Ford Sierra	14	16:23.378	1 lap	2.994	74.61	1:08.523	12
10	16	B	Mark NICHOLSON	Honda Integra R	14	16:23.558	1 lap	0.180	74.60	1:07.889	13
11	99	B	Paul TROWBRIDGE	Ginetta G20	14	16:24.015	1 lap	0.457	74.56	1:08.132	13
12	25	B	Anthony ALLITT	Honda Civic Type R	14	16:26.398	1 lap	2.383	74.38	1:07.826	13
13	65	C	Lars SCHLOMER	Nissan 350Z	14	16:52.298	1 lap	25.900	72.48	1:10.448	14
14	29	A	Russell HAGGERTY	Raw Striker	13	16:06.815	2 laps	1 lap	70.47	1:11.659	12
15	26	A	Glynme JONES	Alfa Romeo	13	16:10.615	2 laps	3.800	70.19	1:12.366	9
16	47	B	Andrew MEYRICK	Vauxhall Chevette	13	16:28.919	2 laps	18.304	68.89	1:13.056	12
17	88	A	Chris MORRIS	Suzuki Ignis	13	16:34.655	2 laps	5.736	68.50	1:13.023	12
18	98	B	Dave DAVIES	Tiger Avon	13	17:13.719	2 laps	39.064	65.91	1:17.092	12
19	45	A	Adrian CHAPMAN	Raw Striker	12	16:05.979	3 laps	1 lap	65.10	1:17.177	5
20	24	B	Wayne OSBORNE	Ford Puma	12	16:14.768	3 laps	8.789	64.52	1:17.067	9

NOT CLASSIFIED

DNF	8	D	Nigel BOWEN	Nissan Primera Tourer	3	3:41.240	12 laps	9 laps	71.06	1:10.173	2
-----	---	---	-------------	-----------------------	---	----------	---------	--------	-------	----------	---

FASTEST LAP

9	D	John MORRIS	Peugeot 206	8	1:01.602	85.08 mph	136.92 kph
69	B	Jeffrey DAVIES	Westfield SE	6	1:04.441	81.33 mph	130.89 kph
29	A	Russell HAGGERTY	Raw Striker	12	1:11.659	73.14 mph	117.70 kph
66	C	Rhys LLOYD	Seat Leon Cupra	14	1:02.620	83.69 mph	134.69 kph

Weather / Track : Cloudy / Drying

These results are provisional until the conclusion of any judicial and technical matters.

Pembrey
Circuit Length = 1.4559 miles
Start: 13:34 End: 13:51

Clerk of Course :	Timekeeper :
-------------------	--------------

Welsh Sports & Saloon Car Championship

RACE 3 - LAP CHART

Lap 1			Lap 2			Lap 3			Lap 4			Lap 5		
No	Behind	Laptime	No	Behind	Laptime	No	Behind	Laptime	No	Behind	Laptime	No	Behind	Laptime
23		1:08.507	23		1:04.941	23		1:04.012	23		1:03.702	23		1:04.490
66	1.772	1:10.279	66	1.351	1:04.520	66	0.405	1:03.066	66	0.307	1:03.604	66	0.208	1:04.391
9	3.940	1:12.447	9	4.013	1:05.014	9	2.963	1:02.962	9	3.480	1:04.219	9	2.374	1:03.384
69	4.324	1:12.831	69	5.945	1:06.562	69	7.633	1:05.700	69	8.761	1:04.830	45	1 LAP	1:18.181
33	8.364	1:16.871	33	14.641	1:11.218	64	18.434	1:07.704	64	22.057	1:07.325	69	9.465	1:05.194
99	8.782	1:17.289	64	14.742	1:10.799	33	22.641	1:12.012	59	26.330	1:07.371	24	1 LAP	1:24.894
64	8.884	1:17.391	99	15.304	1:11.463	59	22.661	1:08.337	33	29.491	1:10.552	64	24.859	1:07.292
25	9.424	1:17.931	8	16.550	1:10.173	32	23.427	1:09.609	99	29.645	1:09.889	59	28.166	1:06.326
32	10.049	1:18.556	32	17.830	1:12.722	99	23.458	1:12.166	32	29.751	1:10.026	3	35.226	1:09.865
3	10.288	1:18.795	59	18.336	1:11.686	3	23.696	1:08.870	3	29.851	1:09.857	33	35.435	1:10.434
8	11.318	1:19.825	3	18.838	1:13.491	8	23.780	1:11.242	16	32.548	1:10.493	32	35.568	1:10.307
59	11.591	1:20.098	16	20.579	1:12.637	16	25.757	1:09.190	65	38.936	1:11.569	99	35.576	1:10.421
16	12.883	1:21.390	29	23.245	1:14.393	65	31.069	1:11.643	25	39.355	1:11.624	16	36.296	1:08.238
29	13.793	1:22.300	65	23.438	1:14.425	25	31.433	1:11.639	29	46.490	1:15.575	25	44.354	1:09.489
65	13.954	1:22.461	25	23.806	1:19.323	29	34.617	1:15.384	26	48.285	1:14.483	65	45.761	1:11.315
26	14.497	1:23.004	26	25.455	1:15.899	26	37.504	1:16.061	47	51.398	1:14.800	29	56.641	1:14.641
98	16.400	1:24.907	47	28.219	1:16.644	47	40.300	1:16.093	98	59.382	1:18.026	26	57.041	1:13.246
47	16.516	1:25.023	98	30.376	1:18.917	98	45.058	1:18.694	88	59.569	1:15.997	47	1:01.588	1:14.680
88	21.581	1:30.088	88	34.293	1:17.653	88	47.274	1:16.993						
45	24.408	1:32.915	45	42.406	1:22.939	45	58.860	1:20.466						
24	24.977	1:33.484	24	42.896	1:22.860	24	59.584	1:20.700						

Pembrey
Circuit Length = 1.4559 miles
Start: 13:34 End: 13:51

Welsh Sports & Saloon Car Championship

RACE 3 - LAP CHART

Lap 6			Lap 7			Lap 8			Lap 9			Lap 10		
No	Behind	Laptime	No	Behind	Laptime	No	Behind	Laptime	No	Behind	Laptime	No	Behind	Laptime
23		1:03.953	23		1:04.561	23		1:02.584	23		1:04.334	23		1:03.348
66	0.788	1:04.533	66	1.221	1:04.994	9	0.507	1:01.602	66	0.445	1:02.903	66	0.329	1:03.232
9	2.218	1:03.797	9	1.489	1:03.832	66	1.876	1:03.239	9	2.988	1:06.815	9	1.600	1:01.960
98	1 LAP	1:18.475	29	1 LAP	1:14.525	29	1 LAP	1:12.456	65	1 LAP	1:12.456	45	2 LAPS	1:20.316
88	1 LAP	1:18.424	26	1 LAP	1:14.919	69	13.466	1:05.481	69	15.170	1:06.038	65	1 LAP	1:10.891
69	9.953	1:04.441	69	10.569	1:05.177	26	1 LAP	1:12.687	29	1 LAP	1:13.246	69	17.625	1:05.803
45	1 LAP	1:17.177	47	1 LAP	1:17.606	47	1 LAP	1:14.302	26	1 LAP	1:13.090	24	2 LAPS	1:22.977
64	28.425	1:07.519	88	1 LAP	1:17.283	88	1 LAP	1:14.286	47	1 LAP	1:14.393	29	1 LAP	1:12.628
59	30.398	1:06.185	98	1 LAP	1:19.153	59	35.206	1:06.019	59	37.102	1:06.230	26	1 LAP	1:12.366
24	1 LAP	1:19.758	64	31.601	1:07.737	64	37.419	1:08.402	64	40.796	1:07.711	59	39.447	1:05.693
33	40.730	1:09.248	59	31.771	1:05.934	98	1 LAP	1:19.900	88	1 LAP	1:14.690	47	1 LAP	1:15.146
32	40.842	1:09.227	45	1 LAP	1:19.767	33	52.011	1:09.161	33	56.702	1:09.025	64	44.733	1:07.285
3	41.227	1:09.954	33	45.434	1:09.265	3	52.272	1:09.113	98	1 LAP	1:19.773	88	1 LAP	1:14.020
99	41.506	1:09.883	3	45.743	1:09.077	32	52.501	1:09.149	3	56.767	1:08.829	33	1:02.462	1:09.108
16	41.851	1:09.508	32	45.936	1:09.655	16	53.081	1:09.270	32	56.893	1:08.726	3	1:02.773	1:09.354
25	48.763	1:08.362	16	46.395	1:09.105	99	53.735	1:08.618	16	57.573	1:08.826	32	1:03.075	1:09.530
65	52.412	1:10.604	99	47.701	1:10.756	45	1 LAP	1:19.503	99	58.200	1:08.799	16	1:03.221	1:08.996
			24	1 LAP	1:20.972	25	58.991	1:09.349	25	1:02.973	1:08.316			
			25	52.226	1:08.024	24	1 LAP	1:17.996						
			65	58.897	1:11.046									

Pembrey
Circuit Length = 1.4559 miles
Start: 13:34 End: 13:51

Welsh Sports & Saloon Car Championship


RACE 3 - LAP CHART

Lap 11			Lap 12			Lap 13			Lap 14			Lap 15		
No	Behind	Laptime	No	Behind	Laptime	No	Behind	Laptime	No	Behind	Laptime	No	Behind	Laptime
23		1:03.678	23		1:05.215	23		1:02.690	23		1:02.632	23		1:04.993
66	0.290	1:03.639	66	0.348	1:05.273	66	0.318	1:02.660	66	0.306	1:02.620	66	0.222	1:04.909
99	1 LAP	1:09.815	33	1 LAP	1:09.425	47	2 LAPS	1:14.518	47	2 LAPS	1:13.056	45	3 LAPS	1:19.030
9	2.760	1:04.838	32	1 LAP	1:09.085	33	1 LAP	1:08.523	32	1 LAP	1:07.507	29	2 LAPS	1:13.153
25	1 LAP	1:10.695	3	1 LAP	1:09.548	32	1 LAP	1:08.453	3	1 LAP	1:07.517	26	2 LAPS	1:14.714
98	2 LAPS	1:21.946	16	1 LAP	1:09.545	3	1 LAP	1:08.438	33	1 LAP	1:08.775	24	3 LAPS	1:19.521
65	1 LAP	1:11.679	99	1 LAP	1:08.739	16	1 LAP	1:08.960	9	15.356	1:05.493	32	1 LAP	1:07.577
69	20.359	1:06.412	9	6.321	1:08.776	99	1 LAP	1:09.314	16	1 LAP	1:07.889	3	1 LAP	1:07.676
45	2 LAPS	1:19.177	25	1 LAP	1:08.154	88	2 LAPS	1:14.822	99	1 LAP	1:08.132	9	16.785	1:06.422
24	2 LAPS	1:17.067	69	20.903	1:05.759	9	12.495	1:08.864	25	1 LAP	1:07.826	33	1 LAP	1:09.761
29	1 LAP	1:12.772	98	2 LAPS	1:19.056	25	1 LAP	1:07.837	88	2 LAPS	1:13.023	16	1 LAP	1:09.511
26	1 LAP	1:13.717	65	1 LAP	1:11.207	69	22.969	1:04.756	69	25.341	1:05.004	99	1 LAP	1:08.731
59	41.673	1:05.904	45	2 LAPS	1:18.589	65	1 LAP	1:11.715	65	1 LAP	1:10.839	25	1 LAP	1:07.829
64	48.565	1:07.510	59	43.089	1:06.631	98	2 LAPS	1:19.845	59	50.015	1:06.043	47	2 LAPS	1:17.714
47	1 LAP	1:14.944	24	2 LAPS	1:17.068	59	46.604	1:06.205	98	2 LAPS	1:17.092	69	26.067	1:05.719
88	1 LAP	1:13.159	29	1 LAP	1:14.083	45	2 LAPS	1:17.919	64	1:03.031	1:07.681	88	2 LAPS	1:14.217
			26	1 LAP	1:13.117	29	1 LAP	1:11.659				65	1 LAP	1:10.448
			64	51.399	1:08.049	64	57.982	1:09.273				59	50.735	1:05.713
						24	2 LAPS	1:17.471				64	1:06.083	1:08.045
						26	1 LAP	1:13.312				98	2 LAPS	1:17.935

Pembrey
 Circuit Length = 1.4559 miles
 Start: 13:34 End: 13:51

Welsh Sports & Saloon Car Championship

RACE 8 - GRID

ROW 10	8 Nigel BOWEN	98 Mac McCarthy
ROW 9	45 Adrian CHAPMAN	24 Wayne OSBORNE
ROW 8	47 Andrew MEYRICK	88 Chris MORRIS
ROW 7	29 Russell HAGGERTY	26 Glynme JONES
ROW 6	25 Anthony ALLITT	65 Lars SCHLOMER
ROW 5	16 Mark NICHOLSON	99 Paul TROWBRIDGE
ROW 4	32 Jason DAVIES	33 Kenneth RATTENBURY
ROW 3	59 Geraint REES	64 Lucas ORDONEZ
ROW 2	9 John MORRIS	69 Jeffrey DAVIES
ROW 1	23 Alvin POWELL	66 Rhys LLOYD
Pole		
		

Pembrey
Circuit Length = 1.4559 miles

These results are provisional until the conclusion of any judicial and technical matters.

Clerk of Course :		Timekeeper :
-------------------	--	--------------

Welsh Sports & Saloon Car Championship

RACE 8 - CLASSIFICATION

POS	NO	CL	NAME	ENTRY	LAPS	TIME	GAP	DIFF	MPH	BEST	ON
1	23	D	Alvin POWELL	Ford Mondeo	16	16:43.081			83.60	1:01.674	4
2	66	C	Rhys LLOYD	Seat Leon Cupra	16	16:43.879	0.798	0.798	83.53	1:01.478	11
3	59	B	Geraint REES	Westfield SE1	16	17:12.787	29.706	28.908	81.19	1:02.659	6
4	69	B	Jeffrey DAVIES	Westfield SE	16	17:13.739	30.658	0.952	81.12	1:03.799	8
5	9	D	John MORRIS	Peugeot 206	16	17:27.281	44.200	13.542	80.07	1:01.905	7
6	32	B	Jason DAVIES	Ford Escort Mk2	15	16:45.063	1 lap	1 lap	78.22	1:06.193	9
7	64	C	Lucas ORDONEZ	Nissan 350Z	15	16:45.605	1 lap	0.542	78.17	1:05.975	5
8	99	B	Paul TROWBRIDGE	Ginetta G20	15	17:12.476	1 lap	26.871	76.14	1:06.036	6
9	65	C	Lars SCHLOMER	Nissan 350Z	15	17:18.425	1 lap	5.949	75.70	1:07.746	13
10	98	B	Mac McCARTHY	Tiger Avon	15	17:39.073	1 lap	20.648	74.23	1:08.957	7
11	29	A	Russell HAGGERTY	Raw Striker	14	16:44.823	2 laps	1 lap	73.02	1:10.197	10
12	88	A	Chris MORRIS	Suzuki Ignis	14	17:19.016	2 laps	34.193	70.62	1:12.155	5
13	26	A	Glynme JONES	Alfa Romeo	14	17:19.418	2 laps	0.402	70.59	1:10.925	5
14	24	B	Wayne OSBORNE	Ford Puma	14	17:31.090	2 laps	11.672	69.80	1:12.439	7
NOT CLASSIFIED											
DNF	47	B	Andrew MEYRICK	Vauxhall Chevette	12	14:57.630	4 laps	2 laps	70.06	1:10.590	9
DNF	25	B	Anthony ALLITT	Honda Civic Type R	7	8:42.705	9 laps	5 laps	70.18	1:06.879	5
DNF	33	C	Kenneth RATTENBURY	Ford Sierra	2	2:47.925	14 laps	5 laps	62.42	1:14.274	1
DNF	16	B	Mark NICHOLSON	Honda Integra R	1	1:14.959	15 laps	1 lap	69.92	1:14.959	1
DNF	45	A	Adrian CHAPMAN	Raw Striker	0						
FASTEST LAP											
	23	D	Alvin POWELL	Ford Mondeo	4	1:01.674		84.98 mph		136.76 kph	
	59	B	Geraint REES	Westfield SE1	6	1:02.659		83.64 mph		134.61 kph	
	29	A	Russell HAGGERTY	Raw Striker	10	1:10.197		74.66 mph		120.15 kph	
	66	C	Rhys LLOYD	Seat Leon Cupra	11	1:01.478		85.25 mph		137.20 kph	

Weather / Track : Cloudy / Dry

These results are provisional until the conclusion of any judicial and technical matters.

Pembrey
Circuit Length = 1.4559 miles
Start: 15:47 End: 16:05

Clerk of Course :		Timekeeper :	
-------------------	--	--------------	--

Welsh Sports & Saloon Car Championship

RACE 8 - LAP CHART

Lap 1			Lap 2			Lap 3			Lap 4			Lap 5		
No	Behind	Laptime	No	Behind	Laptime	No	Behind	Laptime	No	Behind	Laptime	No	Behind	Laptime
23		1:07.577	23		1:01.907	23		1:01.911	23		1:01.674	23		1:02.394
66	0.392	1:07.969	66	0.741	1:02.256	66	0.573	1:01.743	66	0.518	1:01.619	66	0.490	1:02.366
69	2.236	1:09.813	69	5.249	1:04.920	69	7.604	1:04.266	69	9.880	1:03.950	69	11.304	1:03.818
59	4.105	1:11.682	59	6.919	1:04.721	59	9.648	1:04.640	59	11.786	1:03.812	59	12.784	1:03.392
64	4.578	1:12.155	64	9.150	1:06.479	64	13.764	1:06.525	64	18.215	1:06.125	64	21.796	1:05.975
32	5.052	1:12.629	32	10.013	1:06.868	32	14.753	1:06.651	32	19.477	1:06.398	32	23.681	1:06.598
33	6.697	1:14.274	99	15.138	1:10.124	99	20.052	1:06.825	99	24.978	1:06.600	99	28.853	1:06.269
99	6.921	1:14.498	25	18.500	1:09.895	25	24.518	1:07.929	25	29.946	1:07.102	25	34.431	1:06.879
16	7.382	1:14.959	29	18.930	1:11.814	65	28.023	1:10.780	65	35.017	1:08.668	9	35.721	1:02.625
29	9.023	1:16.600	65	19.154	1:10.926	29	28.760	1:11.741	9	35.490	1:03.477	65	41.151	1:08.528
65	10.135	1:17.712	26	22.098	1:11.708	98	29.696	1:09.395	98	38.529	1:10.507	98	45.364	1:09.229
25	10.512	1:18.089	98	22.212	1:11.010	26	32.566	1:12.379	29	40.533	1:13.447	29	48.834	1:10.695
26	12.297	1:19.874	47	23.995	1:12.032	9	33.687	1:03.491	26	42.038	1:11.146	26	50.569	1:10.925
98	13.109	1:20.686	88	27.986	1:14.515	47	33.833	1:11.749	47	43.797	1:11.638	47	53.356	1:11.953
47	13.870	1:21.447	24	30.055	1:14.881	88	39.608	1:13.533	88	50.536	1:12.602	88	1:00.297	1:12.155
88	15.378	1:22.955	9	32.107	1:09.491	24	42.980	1:14.836	24	55.006	1:13.700			
24	17.081	1:24.658	33	38.441	1:33.651									
9	24.523	1:32.100												

Pembrey
Circuit Length = 1.4559 miles
Start: 15:47 End: 16:05

Welsh Sports & Saloon Car Championship

RACE 8 - LAP CHART

Lap 6			Lap 7			Lap 8			Lap 9			Lap 10		
No	Behind	Laptime	No	Behind	Laptime	No	Behind	Laptime	No	Behind	Laptime	No	Behind	Laptime
23		1:01.712	23		1:02.552	23		1:03.207	23		1:02.674	23		1:03.206
66	0.539	1:01.761	66	0.304	1:02.317	66	0.390	1:03.293	66	0.394	1:02.678	65	1 LAP	1:08.195
24	1 LAP	1:14.388	47	1 LAP	1:12.267	29	1 LAP	1:12.178	98	1 LAP	1:10.432	66	1.289	1:04.101
69	13.553	1:03.961	88	1 LAP	1:14.479	26	1 LAP	1:13.250	29	1 LAP	1:11.561	98	1 LAP	1:09.684
59	13.731	1:02.659	69	15.038	1:04.037	47	1 LAP	1:11.863	59	17.125	1:04.079	69	18.733	1:04.630
64	26.864	1:06.780	59	15.485	1:04.306	69	15.630	1:03.799	26	1 LAP	1:11.998	59	19.307	1:05.388
32	28.427	1:06.458	24	1 LAP	1:13.907	59	15.720	1:03.442	69	17.309	1:04.353	29	1 LAP	1:11.359
99	33.177	1:06.036	64	30.750	1:06.438	25	1 LAP	1:44.445 P	47	1 LAP	1:11.863	26	1 LAP	1:12.163
9	36.014	1:02.005	32	32.322	1:06.447	88	1 LAP	1:14.687	88	1 LAP	1:12.451	47	1 LAP	1:10.590
25	41.085	1:08.366	9	35.367	1:01.905	24	1 LAP	1:12.439	9	34.099	1:02.635	9	33.536	1:02.643
65	47.376	1:07.937	99	37.295	1:06.670	9	34.138	1:01.978	24	1 LAP	1:13.744	64	41.677	1:06.767
98	52.729	1:09.077	65	53.720	1:08.896	64	34.259	1:06.716	64	38.116	1:06.531	32	42.249	1:06.418
29	58.011	1:10.889	98	59.134	1:08.957	32	35.518	1:06.403	32	39.037	1:06.193	88	1 LAP	1:13.921
26	1:00.363	1:11.506				99	40.344	1:06.256	99	44.145	1:06.475	99	48.595	1:07.656
						65	58.508	1:07.995				24	1 LAP	1:15.594

Pembrey
 Circuit Length = 1.4559 miles
 Start: 15:47 End: 16:05

Welsh Sports & Saloon Car Championship

RACE 8 - LAP CHART

Lap 11			Lap 12			Lap 13			Lap 14			Lap 15		
No	Behind	Laptime	No	Behind	Laptime	No	Behind	Laptime	No	Behind	Laptime	No	Behind	Laptime
23		1:01.694	23		1:01.906	23		1:02.520	23		1:02.756	23		1:02.193
66	1.073	1:01.478	66	0.714	1:01.547	66	0.366	1:02.172	66	0.458	1:02.848	66	0.568	1:02.303
65	1 LAP	1:07.875	65	1 LAP	1:07.848	88	2 LAPS	1:15.199	99	1 LAP	1:12.003	99	1 LAP	1:13.633
98	1 LAP	1:09.607	69	22.928	1:03.925	24	2 LAPS	1:14.925	88	2 LAPS	1:13.154	88	2 LAPS	1:13.524
69	20.909	1:03.870	59	23.244	1:03.531	65	1 LAP	1:07.951	47	2 LAPS	1:38.414	26	2 LAPS	1:31.452
59	21.619	1:04.006	98	1 LAP	1:10.865	69	24.891	1:04.483	24	2 LAPS	1:13.425	59	28.854	1:04.892
29	1 LAP	1:10.197	9	38.103	1:03.082	59	25.057	1:04.333	65	1 LAP	1:07.746	69	28.997	1:04.770
47	1 LAP	1:11.578	29	1 LAP	1:10.219	98	1 LAP	1:09.883	59	26.155	1:03.854	65	1 LAP	1:08.502
26	1 LAP	1:12.481	47	1 LAP	1:12.236	9	38.876	1:03.293	69	26.420	1:04.285	24	2 LAPS	1:15.576
9	36.927	1:05.085	26	1 LAP	1:12.070	29	1 LAP	1:11.180	9	39.766	1:03.646	9	42.440	1:04.867
64	47.097	1:07.114	64	51.833	1:06.642	64	55.723	1:06.410	98	1 LAP	1:10.111	98	1 LAP	1:10.153
32	47.383	1:06.828	32	52.271	1:06.794	32	56.627	1:06.876	29	1 LAP	1:10.643			
88	1 LAP	1:12.358	99	1:01.458	1:09.659	26	1 LAP	1:15.437	64	59.464	1:06.497			
99	53.705	1:06.804							32	1:00.106	1:06.235			
24	1 LAP	1:13.347												

Pembrey
 Circuit Length = 1.4559 miles
 Start: 15:47 End: 16:05

Welsh Sports & Saloon Car Championship


RACE 8 - LAP CHART

Lap 16		
No	Behind	Laptime
23		1:03.198
66	0.798	1:03.428
29	2 LAPS	1:12.300
32	1 LAP	1:07.267
64	1 LAP	1:08.451
99	1 LAP	1:12.968
59	29.706	1:04.050
69	30.658	1:04.859
65	1 LAP	1:08.866
88	2 LAPS	1:13.483
26	2 LAPS	1:13.029
9	44.200	1:04.958
24	2 LAPS	1:15.670
98	1 LAP	1:09.477

Pembrey
Circuit Length = 1.4559 miles
Start: 15:47 End: 16:05

Welsh Sports & Saloon Car Championship

RACE 12 - GRID

ROW 10	3 Andrew SLANEY-SMITH	98 Dave DAVIES
ROW 9	16 Mark NICHOLSON	45 Adrian CHAPMAN
ROW 8	25 Anthony ALLITT	33 Kenneth RATTENBURY
ROW 7	24 Wayne OSBORNE	47 Andrew MEYRICK
ROW 6	88 Chris MORRIS	26 Glynme JONES
ROW 5	65 Lars SCHLOMER	29 Russell HAGGERTY
ROW 4	64 Lucas ORDONEZ	99 Paul TROWBRIDGE
ROW 3	9 John MORRIS	32 Jason DAVIES
ROW 2	59 Geraint REES	69 Jeffrey DAVIES
ROW 1	23 Alvin POWELL	66 Rhys LLOYD
Pole		
		

Pembrey
Circuit Length = 1.4559 miles

These results are provisional until the conclusion of any judicial and technical matters.

Clerk of Course :		Timekeeper :
-------------------	--	--------------

Welsh Sports & Saloon Car Championship

RACE 12 - CLASSIFICATION

POS	NO	CL	NAME	ENTRY	LAPS	TIME	GAP	DIFF	MPH	BEST	ON
1	23	D	Alvin POWELL	Ford Mondeo	16	16:33.207			84.43	1:00.202	4
2	66	C	Rhys LLOYD	Seat Leon Cupra	16	16:34.503	1.296	1.296	84.32	1:00.713	4
3	69	B	Jeffrey DAVIES	Westfield SE	16	17:24.753	51.546	50.250	80.26	1:04.048	10
4	9	D	John MORRIS	Peugeot 206	16	17:34.243	1:01.036	9.490	79.54	1:02.050	6
5	59	B	Geraint REES	Westfield SE1	16	17:55.459	1:22.252	21.216	77.97	1:04.017	6
6	64	C	Lucas ORDONEZ	Nissan 350Z	15	16:51.190	1 lap	1 lap	77.74	1:06.235	5
7	8	D	Nigel BOWEN	Nissan Primera Tourer	15	16:54.957	1 lap	3.767	77.45	1:05.192	12
8	32	B	Jason DAVIES	Ford Escort Mk2	15	16:56.852	1 lap	1.895	77.31	1:06.444	5
9	33	C	Kenneth RATTENBURY	Ford Sierra	15	17:11.772	1 lap	14.920	76.19	1:07.621	6
10	16	B	Mark NICHOLSON	Honda Integra R	15	17:13.012	1 lap	1.240	76.10	1:06.495	10
11	99	B	Paul TROWBRIDGE	Ginetta G20	15	17:13.350	1 lap	0.338	76.07	1:07.123	11
12	25	B	Anthony ALLITT	Honda Civic Type R	15	17:15.415	1 lap	2.065	75.92	1:07.428	10
13	65	C	Lars SCHLOMER	Nissan 350Z	15	17:19.591	1 lap	4.176	75.62	1:08.087	6
14	29	A	Russell HAGGERTY	Raw Striker	14	16:59.192	2 laps	1 lap	71.99	1:10.799	12
15	88	A	Chris MORRIS	Suzuki Ignis	14	17:04.627	2 laps	5.435	71.61	1:11.067	10
16	47	B	Andrew MEYRICK	Vauxhall Chevette	14	17:14.977	2 laps	10.350	70.89	1:11.224	10
17	98	B	Dave DAVIES	Tiger Avon	14	17:48.184	2 laps	33.207	68.69	1:13.714	12
18	24	B	Wayne OSBORNE	Ford Puma	14	17:48.540	2 laps	0.356	68.66	1:13.506	3

NOT CLASSIFIED

DNF	3	B	Andrew SLANEY-SMITH	Tiger R6	14	16:07.689	2 laps		75.82	1:05.019	7
DNF	26	A	Glynme JONES	Alfa Romeo	0						

FASTEST LAP

23	D	Alvin POWELL	Ford Mondeo	4	1:00.202	87.05 mph	140.10 kph
59	B	Geraint REES	Westfield SE1	6	1:04.017	81.87 mph	131.75 kph
29	A	Russell HAGGERTY	Raw Striker	12	1:10.799	74.02 mph	119.13 kph
66	C	Rhys LLOYD	Seat Leon Cupra	4	1:00.713	86.32 mph	138.92 kph

Weather / Track : Sunny / Dry

These results are provisional until the conclusion of any judicial and technical matters.

Pembrey
Circuit Length = 1.4559 miles
Start: 11:26 End: 11:45

Clerk of Course :

Timekeeper :

Welsh Sports & Saloon Car Championship

RACE 12 - LAP CHART

Lap 1			Lap 2			Lap 3			Lap 4			Lap 5		
No	Behind	Laptime	No	Behind	Laptime	No	Behind	Laptime	No	Behind	Laptime	No	Behind	Laptime
23		1:07.005	23		1:01.619	23		1:00.388	23		1:00.202	23		1:00.370
9	0.713	1:07.718	9	1.636	1:02.542	66	3.427	1:01.296	66	3.938	1:00.713	66	4.426	1:00.858
66	1.455	1:08.460	66	2.519	1:02.683	9	11.725	1:10.477	9	13.869	1:02.346	9	15.760	1:02.261
59	2.418	1:09.423	59	5.651	1:04.852	69	12.019	1:05.666	69	17.175	1:05.358	69	21.179	1:04.374
69	3.605	1:10.610	69	6.741	1:04.755	59	12.092	1:06.829	59	17.279	1:05.389	59	21.532	1:04.623
64	5.243	1:12.248	64	9.867	1:06.243	64	15.808	1:06.329	64	21.852	1:06.246	64	27.717	1:06.235
32	6.613	1:13.618	32	12.591	1:07.597	32	19.638	1:07.435	32	26.607	1:07.171	32	32.681	1:06.444
29	7.241	1:14.246	33	14.613	1:08.768	3	22.311	1:07.745	3	28.538	1:06.429	3	35.026	1:06.858
33	7.464	1:14.469	3	14.954	1:08.381	33	22.952	1:08.727	33	30.865	1:08.115	33	38.197	1:07.702
99	7.594	1:14.599	99	15.099	1:09.124	99	23.289	1:08.578	99	31.183	1:08.096	99	38.442	1:07.629
3	8.192	1:15.197	29	18.021	1:12.399	65	26.912	1:08.925	8	34.277	1:06.829	8	39.902	1:05.995
65	11.089	1:18.094	65	18.375	1:08.905	8	27.650	1:08.749	65	35.782	1:09.072	65	43.668	1:08.256
25	11.791	1:18.796	25	18.645	1:08.473	25	27.983	1:09.726	25	36.056	1:08.275	25	43.897	1:08.211
8	12.632	1:19.637	8	19.289	1:08.276	16	30.000	1:07.800	16	36.895	1:07.097	16	44.271	1:07.746
16	14.964	1:21.969	16	22.588	1:09.243	29	31.704	1:14.071	29	43.237	1:11.735	29	53.946	1:11.079
47	16.297	1:23.302	47	28.312	1:13.634	47	40.859	1:12.935	47	53.236	1:12.579			
88	17.443	1:24.448	88	29.188	1:13.364	88	42.008	1:13.208	88	53.852	1:12.046			
98	18.552	1:25.557	98	31.080	1:14.147	98	45.455	1:14.763	98	59.582	1:14.329			
24	18.961	1:25.966	24	32.636	1:15.294	24	45.754	1:13.506	24	1:00.164	1:14.612			

Pembrey
Circuit Length = 1.4559 miles
Start: 11:26 End: 11:45

Welsh Sports & Saloon Car Championship

RACE 12 - LAP CHART

Lap 6			Lap 7			Lap 8			Lap 9			Lap 10		
No	Behind	Laptime	No	Behind	Laptime	No	Behind	Laptime	No	Behind	Laptime	No	Behind	Laptime
23		1:01.485	23		1:01.081	23		1:00.772	23		1:01.993	23		1:02.240
47	1 LAP	1:12.898	66	4.302	1:00.837	66	4.260	1:00.730	16	1 LAP	1:06.862	33	1 LAP	1:08.006
66	4.546	1:01.605	29	1 LAP	1:13.197	29	1 LAP	1:11.880	25	1 LAP	1:07.763	99	1 LAP	1:08.417
88	1 LAP	1:13.551	47	1 LAP	1:12.733	9	20.169	1:02.829	66	4.086	1:01.819	66	3.705	1:01.859
98	1 LAP	1:15.654	88	1 LAP	1:12.013	88	1 LAP	1:12.074	65	1 LAP	1:08.902	16	1 LAP	1:06.619
24	1 LAP	1:15.555	9	18.112	1:02.868	47	1 LAP	1:13.326	9	21.829	1:03.653	25	1 LAP	1:08.019
9	16.325	1:02.050	69	27.479	1:04.740	69	31.257	1:04.550	29	1 LAP	1:12.906	65	1 LAP	1:08.105
69	23.820	1:04.126	59	27.564	1:04.581	59	31.507	1:04.715	69	33.785	1:04.521	9	23.369	1:03.780
59	24.064	1:04.017	98	1 LAP	1:15.697	98	1 LAP	1:14.479	59	35.124	1:05.610	69	35.593	1:04.048
64	32.674	1:06.442	24	1 LAP	1:15.846	24	1 LAP	1:14.042	88	1 LAP	1:12.247	29	1 LAP	1:12.389
32	37.645	1:06.449	64	38.165	1:06.572	64	44.109	1:06.716	47	1 LAP	1:12.047	59	38.295	1:05.411
3	39.206	1:05.665	32	43.012	1:06.448	3	48.263	1:05.891	64	49.042	1:06.926	88	1 LAP	1:11.321
33	44.333	1:07.621	3	43.144	1:05.019	32	49.663	1:07.423	3	52.701	1:06.431	47	1 LAP	1:11.677
8	44.705	1:06.288	33	50.988	1:07.736	8	55.894	1:05.523	32	55.088	1:07.418	64	53.986	1:07.184
99	45.254	1:08.297	8	51.143	1:07.519	33	58.231	1:08.015	24	1 LAP	1:16.981	3	56.287	1:05.826
65	50.270	1:08.087	99	52.015	1:07.842	99	58.453	1:07.210	98	1 LAP	1:18.387	32	59.938	1:07.090
16	50.539	1:07.753	16	56.709	1:07.251				8	1:00.664	1:06.763			
25	51.277	1:08.865	25	58.168	1:07.972									
			65	59.010	1:09.821									

Pembrey
Circuit Length = 1.4559 miles
Start: 11:26 End: 11:45

Welsh Sports & Saloon Car Championship

RACE 12 - LAP CHART

Lap 11			Lap 12			Lap 13			Lap 14			Lap 15		
No	Behind	Laptime	No	Behind	Laptime	No	Behind	Laptime	No	Behind	Laptime	No	Behind	Laptime
23		1:02.784	23		1:01.779	23		1:02.740	23		1:03.031	23		1:02.167
8	1 LAP	1:06.777	32	1 LAP	1:08.251	64	1 LAP	1:07.377	29	2 LAPS	1:10.799	66	1.929	1:01.324
66	4.127	1:03.206	66	4.654	1:02.306	3	1 LAP	1:07.178	66	2.772	1:01.663	64	1 LAP	1:08.816
33	1 LAP	1:08.218	8	1 LAP	1:06.661	88	2 LAPS	1:11.407	3	1 LAP	1:06.127	29	2 LAPS	1:15.475
99	1 LAP	1:08.739	33	1 LAP	1:08.106	66	4.140	1:02.226	64	1 LAP	1:07.337	8	1 LAP	1:07.814
16	1 LAP	1:06.495	99	1 LAP	1:07.123	47	2 LAPS	1:15.837	88	2 LAPS	1:13.135	32	1 LAP	1:08.041
24	2 LAPS	1:17.150	16	1 LAP	1:07.190	32	1 LAP	1:07.425	8	1 LAP	1:06.087	88	2 LAPS	1:13.138
98	2 LAPS	1:19.641	25	1 LAP	1:08.010	8	1 LAP	1:05.192	32	1 LAP	1:08.206	47	2 LAPS	1:13.697
25	1 LAP	1:07.428	24	2 LAPS	1:14.540	33	1 LAP	1:08.052	47	2 LAPS	1:14.358	33	1 LAP	1:08.819
65	1 LAP	1:08.294	65	1 LAP	1:08.382	16	1 LAP	1:07.724	33	1 LAP	1:08.856	9	31.682	1:06.265
9	23.566	1:02.981	9	25.233	1:03.446	99	1 LAP	1:08.276	16	1 LAP	1:08.801	16	1 LAP	1:09.145
69	36.994	1:04.185	98	2 LAPS	1:16.379	25	1 LAP	1:08.061	99	1 LAP	1:08.789	99	1 LAP	1:09.185
59	40.743	1:05.232	69	39.819	1:04.604	9	27.337	1:04.844	9	27.584	1:03.278	25	1 LAP	1:08.602
29	1 LAP	1:12.108	59	45.302	1:06.338	65	1 LAP	1:08.863	25	1 LAP	1:08.595	3	1 LAP	1:35.519 P
88	1 LAP	1:11.067	29	1 LAP	1:11.572	24	2 LAPS	1:15.367	65	1 LAP	1:08.120	65	1 LAP	1:09.101
47	1 LAP	1:11.224				98	2 LAPS	1:13.718	69	43.243	1:04.561	69	46.412	1:05.336
64	58.178	1:06.976				69	41.713	1:04.634	24	2 LAPS	1:14.109	24	2 LAPS	1:16.766
3	58.926	1:05.423				59	51.372	1:08.810	98	2 LAPS	1:13.714	98	2 LAPS	1:15.407
									59	56.187	1:07.846	59	1:02.901	1:08.881

Pembrey
 Circuit Length = 1.4559 miles
 Start: 11:26 End: 11:45

Welsh Sports & Saloon Car Championship

RACE 12 - LAP CHART

Lap 16		
No	Behind	Laptime
23		1:03.551
66	1.296	1:02.918
64	1 LAP	1:09.543
8	1 LAP	1:06.847
32	1 LAP	1:07.836
29	2 LAPS	1:15.336
88	2 LAPS	1:11.608
33	1 LAP	1:10.562
16	1 LAP	1:11.317
99	1 LAP	1:11.446
47	2 LAPS	1:14.730
25	1 LAP	1:08.619
65	1 LAP	1:08.664
69	51.546	1:08.685
9	1:01.036	1:32.905
98	2 LAPS	1:16.312
24	2 LAPS	1:18.806
59	1:22.252	1:22.902

Pembrey
Circuit Length = 1.4559 miles
Start: 11:26 End: 11:45

Pickup Truck Racing Championship

QUALIFYING FOR RACE 13 - CLASSIFICATION

POS	NO	CL	NAME	ENTRY	TIME	ON	LAPS	GAP	DIFF	MPH
1	54		Gavin SEAGER	Pickup Sport 2.0L	1:04.387	11	16			81.40
2	16		Steve DANCE	Pickup Sport 2.0L	1:04.436	4	16	0.049	0.049	81.33
3	4		Peter STEVENS	Pickup Sport 2.0L	1:04.801	11	16	0.414	0.365	80.88
4	63		Phil WHITE	Pickup Sport 2.0L	1:05.012	9	13	0.625	0.211	80.61
5	2		Dave BRIGGS	Pickup Sport 2.0L	1:05.030	6	14	0.643	0.018	80.59
6	9		Pete WILKINSON	Pickup Sport 2.0L	1:05.064	6	14	0.677	0.034	80.55
7	26		Paul SAUNDERS	Pickup Sport 2.0L	1:05.339	8	15	0.952	0.275	80.21
8	14		Damien CARR	Pickup Sport 2.0L	1:05.643	6	17	1.256	0.304	79.84
9	93		Michael SMITH	Pickup Sport 2.0L	1:05.765	7	12	1.378	0.122	79.69
10	98		Anthony HAWKINS	Pickup Sport 2.0L	1:05.865	9	10	1.478	0.100	79.57
11	8		Andy PYKE	Pickup Sport 2.0L	1:06.097	12	13	1.710	0.232	79.29
12	15		Simon CARR	Pickup Sport 2.0L	1:06.181	12	13	1.794	0.084	79.19
13	10		Chris DAWKINS	Pickup Sport 2.0L	1:07.235	2	3	2.848	1.054	77.95
14	69		Lee ROGERS	Pickup Sport 2.0L	1:07.992	6	6	3.605	0.757	77.08
15	37		Neil TRESSLER	Pickup Sport 2.0L	1:09.097	3	6	4.710	1.105	75.85
16	24		Richard NOVELL	Pickup Sport 2.0L	1:09.104	3	4	4.717	0.007	75.84

Weather / Track : Cloudy / Dry

These results are provisional until the conclusion of any judicial and technical matters.

Pembrey
 Circuit Length = 1.4559 miles
 Start: 16:50 End: 17:35

Clerk of Course :		Timekeeper :
-------------------	--	--------------

Pickup Truck Racing Championship
QUALIFYING FOR RACE 13 - LAP ANALYSIS

2	Dave BRIGGS Pickup Sport 2.0L						
1 -	1:06.900	+ 1.870	16:53:06.148	8 -	1:19.344 P	+ 14.314	17:26:00.330
2 -	26:06.940	+ 25:01.910	17:19:13.088	9 -	3:08.282	+ 2:03.252	17:29:08.612
3 -	1:06.033	+ 1.003	17:20:19.121	10 -	1:05.484	+ 0.454	17:30:14.096
4 -	1:05.726	+ 0.696	17:21:24.847	11 -	1:06.753	+ 1.723	17:31:20.849
5 -	1:05.668	+ 0.638	17:22:30.515	12 -	1:05.892	+ 0.862	17:32:26.741
6 -	1:05.030		17:23:35.545	13 -	1:05.768	+ 0.738	17:33:32.509
7 -	1:05.441	+ 0.411	17:24:40.986	14 -	1:05.736	+ 0.706	17:34:38.245
4	Peter STEVENS Pickup Sport 2.0L						
1 -	1:06.391	+ 1.590	16:53:08.602	9 -	1:05.758	+ 0.957	17:26:42.097
2 -	25:52.936	+ 24:48.135	17:19:01.538	10 -	1:04.865	+ 0.064	17:27:46.962
3 -	1:04.970	+ 0.169	17:20:06.508	11 -	1:04.801		17:28:51.763
4 -	1:05.404	+ 0.603	17:21:11.912	12 -	1:06.398	+ 1.597	17:29:58.161
5 -	1:06.728	+ 1.927	17:22:18.640	13 -	1:05.282	+ 0.481	17:31:03.443
6 -	1:05.206	+ 0.405	17:23:23.846	14 -	1:05.440	+ 0.639	17:32:08.883
7 -	1:06.322	+ 1.521	17:24:30.168	15 -	1:05.305	+ 0.504	17:33:14.188
8 -	1:06.171	+ 1.370	17:25:36.339	16 -	1:08.100	+ 3.299	17:34:22.288
8	Andy PYKE Pickup Sport 2.0L						
1 -	1:10.746	+ 4.649	16:52:56.554	8 -	1:22.703 P	+ 16.606	17:26:05.201
2 -	25:57.450	+ 24:51.353	17:18:54.004	9 -	2:44.798	+ 1:38.701	17:28:49.999
3 -	1:08.263	+ 2.166	17:20:02.267	10 -	1:07.806	+ 1.709	17:29:57.805
4 -	1:08.099	+ 2.002	17:21:10.366	11 -	1:06.834	+ 0.737	17:31:04.639
5 -	1:09.240	+ 3.143	17:22:19.606	12 -	1:06.097		17:32:10.736
6 -	1:12.568	+ 6.471	17:23:32.174	13 -	1:30.038 P	+ 23.941	17:33:40.774
7 -	1:10.324	+ 4.227	17:24:42.498				
9	Pete WILKINSON Pickup Sport 2.0L						
1 -	1:10.016	+ 4.952	16:53:06.984	8 -	1:18.664 P	+ 13.600	17:25:47.885
2 -	25:53.446	+ 24:48.382	17:19:00.430	9 -	2:57.663	+ 1:52.599	17:28:45.548
3 -	1:05.122	+ 0.058	17:20:05.552	10 -	1:05.879	+ 0.815	17:29:51.427
4 -	1:05.174	+ 0.110	17:21:10.726	11 -	1:05.794	+ 0.730	17:30:57.221
5 -	1:07.548	+ 2.484	17:22:18.274	12 -	1:05.663	+ 0.599	17:32:02.884
6 -	1:05.064		17:23:23.338	13 -	1:05.149	+ 0.085	17:33:08.033
7 -	1:05.883	+ 0.819	17:24:29.221	14 -	1:05.414	+ 0.350	17:34:13.447
10	Chris DAWKINS Pickup Sport 2.0L						
1 -	27:08.172	+ 26:00.937	17:19:18.262	3 -	1:34.597 P	+ 27.362	17:22:00.094
2 -	1:07.235		17:20:25.497				
14	Damien CARR Pickup Sport 2.0L						
1 -	1:09.734	+ 4.091	16:52:55.063	10 -	1:06.546	+ 0.903	17:27:09.958
2 -	25:21.827	+ 24:16.184	17:18:16.890	11 -	1:06.371	+ 0.728	17:28:16.329
3 -	1:06.544	+ 0.901	17:19:23.434	12 -	1:06.525	+ 0.882	17:29:22.854
4 -	1:06.152	+ 0.509	17:20:29.586	13 -	1:06.538	+ 0.895	17:30:29.392
5 -	1:06.671	+ 1.028	17:21:36.257	14 -	1:06.409	+ 0.766	17:31:35.801
6 -	1:05.643		17:22:41.900	15 -	1:06.562	+ 0.919	17:32:42.363
7 -	1:05.758	+ 0.115	17:23:47.658	16 -	1:06.633	+ 0.990	17:33:48.996
8 -	1:06.483	+ 0.840	17:24:54.141	17 -	1:07.107	+ 1.464	17:34:56.103
9 -	1:09.271	+ 3.628	17:26:03.412				
15	Simon CARR Pickup Sport 2.0L						
1 -	1:08.825	+ 2.644	16:52:53.781	8 -	1:07.310	+ 1.129	17:27:29.996
2 -	25:34.939 P	+ 24:28.758	17:18:28.720	9 -	1:17.051 P	+ 10.870	17:28:47.047
3 -	2:10.011	+ 1:03.830	17:20:38.731	10 -	1:56.504	+ 50.323	17:30:43.551
4 -	1:23.493 P	+ 17.312	17:22:02.224	11 -	1:07.278	+ 1.097	17:31:50.829
5 -	2:07.693	+ 1:01.512	17:24:09.917	12 -	1:06.181		17:32:57.010
6 -	1:06.242	+ 0.061	17:25:16.159	13 -	1:06.530	+ 0.349	17:34:03.540
7 -	1:06.527	+ 0.346	17:26:22.686				
16	Steve DANCE Pickup Sport 2.0L						
1 -	1:08.829	+ 4.393	16:52:55.936	9 -	2:02.100	+ 57.664	17:27:00.601

Pembrey
Circuit Length = 1.4559 miles
Start: 16:50 End: 17:35

Pickup Truck Racing Championship
QUALIFYING FOR RACE 13 - LAP ANALYSIS

2 -	25:24.250	+ 24:19.814	17:18:20.186	10 -	1:04.701	+ 0.265	17:28:05.302
3 -	1:04.954	+ 0.518	17:19:25.140	11 -	1:04.568	+ 0.132	17:29:09.870
4 -	1:04.436		17:20:29.576	12 -	1:04.791	+ 0.355	17:30:14.661
5 -	1:04.520	+ 0.084	17:21:34.096	13 -	1:05.504	+ 1.068	17:31:20.165
6 -	1:05.002	+ 0.566	17:22:39.098	14 -	1:05.356	+ 0.920	17:32:25.521
7 -	1:04.501	+ 0.065	17:23:43.599	15 -	1:04.836	+ 0.400	17:33:30.357
8 -	1:14.902 P	+ 10.466	17:24:58.501	16 -	1:17.291 P	+ 12.855	17:34:47.648
24	Richard NOVELL			Pickup Sport 2.0L			
1 -	27:37.783	+ 26:28.679	17:19:52.331	3 -	1:09.104		17:22:10.569
2 -	1:09.134	+ 0.030	17:21:01.465	4 -	1:20.319 P	+ 11.215	17:23:30.888
26	Paul SAUNDERS			Pickup Sport 2.0L			
1 -	1:09.974	+ 4.635	16:52:56.242	9 -	1:05.727	+ 0.388	17:26:12.427
2 -	25:36.012	+ 24:30.673	17:18:32.254	10 -	1:05.587	+ 0.248	17:27:18.014
3 -	1:06.412	+ 1.073	17:19:38.666	11 -	1:05.522	+ 0.183	17:28:23.536
4 -	1:06.076	+ 0.737	17:20:44.742	12 -	1:05.792	+ 0.453	17:29:29.328
5 -	1:05.536	+ 0.197	17:21:50.278	13 -	1:05.703	+ 0.364	17:30:35.031
6 -	1:05.413	+ 0.074	17:22:55.691	14 -	1:07.877	+ 2.538	17:31:42.908
7 -	1:05.670	+ 0.331	17:24:01.361	15 -	1:30.404 P	+ 25.065	17:33:13.312
8 -	1:05.339		17:25:06.700				
37	Neil TRESSLER			Pickup Sport 2.0L			
1 -	1:12.508	+ 3.411	16:52:55.522	4 -	1:10.544	+ 1.447	17:21:08.880
2 -	25:53.717	+ 24:44.620	17:18:49.239	5 -	1:33.894 P	+ 24.797	17:22:42.774
3 -	1:09.097		17:19:58.336	6 -	10:56.872 P	+ 9:47.775	17:33:39.646
54	Gavin SEAGER			Pickup Sport 2.0L			
1 -	1:05.152	+ 0.765	16:52:59.698	9 -	1:05.228	+ 0.841	17:26:41.139
2 -	26:05.520	+ 25:01.133	17:19:05.218	10 -	1:04.878	+ 0.491	17:27:46.017
3 -	1:05.204	+ 0.817	17:20:10.422	11 -	1:04.387		17:28:50.404
4 -	1:04.591	+ 0.204	17:21:15.013	12 -	1:06.480	+ 2.093	17:29:56.884
5 -	1:04.754	+ 0.367	17:22:19.767	13 -	1:04.852	+ 0.465	17:31:01.736
6 -	1:04.754	+ 0.367	17:23:24.521	14 -	1:04.765	+ 0.378	17:32:06.501
7 -	1:06.054	+ 1.667	17:24:30.575	15 -	1:05.300	+ 0.913	17:33:11.801
8 -	1:05.336	+ 0.949	17:25:35.911	16 -	1:04.678	+ 0.291	17:34:16.479
63	Phil WHITE			Pickup Sport 2.0L			
1 -	1:05.185	+ 0.173	16:52:57.550	8 -	1:05.554	+ 0.542	17:25:18.084
2 -	25:42.643	+ 24:37.631	17:18:40.193	9 -	1:05.012		17:26:23.096
3 -	1:08.342	+ 3.330	17:19:48.535	10 -	1:05.945	+ 0.933	17:27:29.041
4 -	1:06.739	+ 1.727	17:20:55.274	11 -	1:05.764	+ 0.752	17:28:34.805
5 -	1:06.027	+ 1.015	17:22:01.301	12 -	1:06.200	+ 1.188	17:29:41.005
6 -	1:05.695	+ 0.683	17:23:06.996	13 -	1:29.045 P	+ 24.033	17:31:10.050
7 -	1:05.534	+ 0.522	17:24:12.530				
69	Lee ROGERS			Pickup Sport 2.0L			
1 -	1:10.718	+ 2.726	16:52:51.081	4 -	1:08.416	+ 0.424	17:20:50.452
2 -	25:41.743	+ 24:33.751	17:18:32.824	5 -	1:08.246	+ 0.254	17:21:58.698
3 -	1:09.212	+ 1.220	17:19:42.036	6 -	1:07.992		17:23:06.690
93	Michael SMITH			Pickup Sport 2.0L			
1 -	1:09.210	+ 3.445	16:52:52.930	7 -	1:05.765		17:23:46.117
2 -	25:21.030	+ 24:15.265	17:18:13.960	8 -	1:06.816	+ 1.051	17:24:52.933
3 -	1:06.652	+ 0.887	17:19:20.612	9 -	1:20.788 P	+ 15.023	17:26:13.721
4 -	1:06.201	+ 0.436	17:20:26.813	10 -	3:45.909	+ 2:40.144	17:29:59.630
5 -	1:06.857	+ 1.092	17:21:33.670	11 -	1:51.898	+ 46.133	17:31:51.528
6 -	1:06.682	+ 0.917	17:22:40.352	12 -	1:24.007 P	+ 18.242	17:33:15.535
98	Anthony HAWKINS			Pickup Sport 2.0L			
1 -	1:11.033	+ 5.168	16:52:55.782	6 -	1:05.893	+ 0.028	17:23:09.617
2 -	25:45.458	+ 24:39.593	17:18:41.240	7 -	1:06.237	+ 0.372	17:24:15.854
3 -	1:10.034	+ 4.169	17:19:51.274	8 -	1:06.198	+ 0.333	17:25:22.052
4 -	1:06.446	+ 0.581	17:20:57.720	9 -	1:05.865		17:26:27.917

Pembrey
 Circuit Length = 1.4559 miles
 Start: 16:50 End: 17:35

Pickup Truck Racing Championship
QUALIFYING FOR RACE 13 - LAP ANALYSIS

5 -	1:06.004	+ 0.139	17:22:03.724	10 -	1:22.199 P	+ 16.334	17:27:50.116
-----	----------	---------	--------------	------	------------	----------	--------------

Pembrey
Circuit Length = 1.4559 miles
Start: 16:50 End: 17:35

Pickup Truck Racing Championship

WARM UP - CLASSIFICATION

POS	NO	CL	NAME	ENTRY	TIME	ON	LAPS	GAP	DIFF	MPH
1	16		Steve DANCE	Pickup Sport 2.0L	1:03.650	3	8			82.34
2	54		Gavin SEAGER	Pickup Sport 2.0L	1:03.666	5	9	0.016	0.016	82.32
3	9		Pete WILKINSON	Pickup Sport 2.0L	1:04.680	3	10	1.030	1.014	81.03
4	2		Dave BRIGGS	Pickup Sport 2.0L	1:04.806	3	10	1.156	0.126	80.87
5	63		Phil WHITE	Pickup Sport 2.0L	1:04.903	3	10	1.253	0.097	80.75
6	4		Peter STEVENS	Pickup Sport 2.0L	1:04.908	3	11	1.258	0.005	80.74
7	26		Paul SAUNDERS	Pickup Sport 2.0L	1:05.218	5	9	1.568	0.310	80.36
8	98		Anthony HAWKINS	Pickup Sport 2.0L	1:05.358	7	9	1.708	0.140	80.19
9	93		Michael SMITH	Pickup Sport 2.0L	1:05.558	6	8	1.908	0.200	79.94
10	15		Simon CARR	Pickup Sport 2.0L	1:05.857	8	10	2.207	0.299	79.58
11	14		Damien CARR	Pickup Sport 2.0L	1:05.955	3	12	2.305	0.098	79.46
12	8		Andy PYKE	Pickup Sport 2.0L	1:07.080	5	7	3.430	1.125	78.13
13	24		Richard NOVELL	Pickup Sport 2.0L	1:07.099	4	7	3.449	0.019	78.11
14	37		Neil TRESSLER	Pickup Sport 2.0L	1:08.666	7	10	5.016	1.567	76.32

Weather / Track : Bright / Dry

These results are provisional until the conclusion of any judicial and technical matters.

Pembrey
 Circuit Length = 1.4559 miles
 Start: 09:44 End: 10:00

Clerk of Course :		Timekeeper :
-------------------	--	--------------

Pickup Truck Racing Championship

WARM UP - LAP ANALYSIS

2	Dave BRIGGS						Pickup Sport 2.0L	
1 -	1:05.653	+ 0.847	9:47:24.744	6 -	1:19.684 P	+ 14.878	9:53:07.446	
2 -	1:05.319	+ 0.513	9:48:30.063	7 -	3:26.422	+ 2:21.616	9:56:33.868	
3 -	1:04.806		9:49:34.869	8 -	1:05.618	+ 0.812	9:57:39.486	
4 -	1:07.029	+ 2.223	9:50:41.898	9 -	1:07.266	+ 2.460	9:58:46.752	
5 -	1:05.864	+ 1.058	9:51:47.762	10 -	1:05.136	+ 0.330	9:59:51.888	
4	Peter STEVENS						Pickup Sport 2.0L	
1 -	1:06.490	+ 1.582	9:47:42.060	7 -	1:05.780	+ 0.872	9:54:15.505	
2 -	1:06.201	+ 1.293	9:48:48.261	8 -	1:05.671	+ 0.763	9:55:21.176	
3 -	1:04.908		9:49:53.169	9 -	2:15.752	+ 1:10.844	9:57:36.928	
4 -	1:05.546	+ 0.638	9:50:58.715	10 -	1:10.095	+ 5.187	9:58:47.023	
5 -	1:05.931	+ 1.023	9:52:04.646	11 -	1:05.102	+ 0.194	9:59:52.125	
6 -	1:05.079	+ 0.171	9:53:09.725					
8	Andy PYKE						Pickup Sport 2.0L	
1 -	1:08.667	+ 1.587	9:47:16.985	5 -	1:07.080		9:51:49.695	
2 -	1:08.980	+ 1.900	9:48:25.965	6 -	1:07.459	+ 0.379	9:52:57.154	
3 -	1:07.755	+ 0.675	9:49:33.720	7 -	1:30.560 P	+ 23.480	9:54:27.714	
4 -	1:08.895	+ 1.815	9:50:42.615					
9	Pete WILKINSON						Pickup Sport 2.0L	
1 -	1:10.900	+ 6.220	9:47:41.077	6 -	1:05.001	+ 0.321	9:53:09.143	
2 -	1:06.167	+ 1.487	9:48:47.244	7 -	1:05.244	+ 0.564	9:54:14.387	
3 -	1:04.680		9:49:51.924	8 -	1:08.334	+ 3.654	9:55:22.721	
4 -	1:06.584	+ 1.904	9:50:58.508	9 -	1:06.334	+ 1.654	9:56:29.055	
5 -	1:05.634	+ 0.954	9:52:04.142	10 -	1:27.296 P	+ 22.616	9:57:56.351	
14	Damien CARR						Pickup Sport 2.0L	
1 -	1:07.215	+ 1.260	9:48:00.070	7 -	1:06.255	+ 0.300	9:54:39.028	
2 -	1:06.515	+ 0.560	9:49:06.585	8 -	1:07.702	+ 1.747	9:55:46.730	
3 -	1:05.955		9:50:12.540	9 -	1:07.190	+ 1.235	9:56:53.920	
4 -	1:06.100	+ 0.145	9:51:18.640	10 -	1:07.010	+ 1.055	9:58:00.930	
5 -	1:07.952	+ 1.997	9:52:26.592	11 -	1:07.340	+ 1.385	9:59:08.270	
6 -	1:06.181	+ 0.226	9:53:32.773	12 -	1:06.798	+ 0.843	10:00:15.068	
15	Simon CARR						Pickup Sport 2.0L	
1 -	1:08.447	+ 2.590	9:47:52.041	6 -	1:16.612 P	+ 10.755	9:53:35.683	
2 -	1:08.306	+ 2.449	9:49:00.347	7 -	2:02.292	+ 56.435	9:55:37.975	
3 -	1:06.546	+ 0.689	9:50:06.893	8 -	1:05.857		9:56:43.832	
4 -	1:06.061	+ 0.204	9:51:12.954	9 -	1:06.289	+ 0.432	9:57:50.121	
5 -	1:06.117	+ 0.260	9:52:19.071	10 -	1:20.866 P	+ 15.009	9:59:10.987	
16	Steve DANCE						Pickup Sport 2.0L	
1 -	1:08.096	+ 4.446	9:47:03.179	5 -	1:04.091	+ 0.441	9:51:18.967	
2 -	1:04.006	+ 0.356	9:48:07.185	6 -	1:04.510	+ 0.860	9:52:23.477	
3 -	1:03.650		9:49:10.835	7 -	1:04.066	+ 0.416	9:53:27.543	
4 -	1:04.041	+ 0.391	9:50:14.876	8 -	1:16.785 P	+ 13.135	9:54:44.328	
24	Richard NOVELL						Pickup Sport 2.0L	
1 -	1:09.105	+ 2.006	9:47:58.179	5 -	1:15.440	+ 8.341	9:52:39.411	
2 -	1:09.497	+ 2.398	9:49:07.676	6 -	1:11.721	+ 4.622	9:53:51.132	
3 -	1:09.196	+ 2.097	9:50:16.872	7 -	1:22.502 P	+ 15.403	9:55:13.634	
4 -	1:07.099		9:51:23.971					
26	Paul SAUNDERS						Pickup Sport 2.0L	
1 -	1:06.916	+ 1.698	9:47:19.608	6 -	1:05.392	+ 0.174	9:52:46.493	
2 -	1:05.565	+ 0.347	9:48:25.173	7 -	1:05.294	+ 0.076	9:53:51.787	
3 -	1:05.443	+ 0.225	9:49:30.616	8 -	1:05.434	+ 0.216	9:54:57.221	
4 -	1:05.267	+ 0.049	9:50:35.883	9 -	1:30.700 P	+ 25.482	9:56:27.921	
5 -	1:05.218		9:51:41.101					

Pembrey
 Circuit Length = 1.4559 miles
 Start: 09:44 End: 10:00

Pickup Truck Racing Championship
WARM UP - LAP ANALYSIS

37	Neil TRESSLER		Pickup Sport 2.0L				
1 -	1:10.136	+ 1.470	9:47:02.329	6 -	1:09.271	+ 0.605	9:52:47.563
2 -	1:08.772	+ 0.106	9:48:11.101	7 -	1:08.666		9:53:56.229
3 -	1:08.928	+ 0.262	9:49:20.029	8 -	1:09.268	+ 0.602	9:55:05.497
4 -	1:08.901	+ 0.235	9:50:28.930	9 -	1:08.980	+ 0.314	9:56:14.477
5 -	1:09.362	+ 0.696	9:51:38.292	10 -	1:26.583 P	+ 17.917	9:57:41.060
54	Gavin SEAGER		Pickup Sport 2.0L				
1 -	1:04.707	+ 1.041	9:47:00.818	6 -	1:05.629	+ 1.963	9:52:24.996
2 -	1:04.383	+ 0.717	9:48:05.201	7 -	1:04.058	+ 0.392	9:53:29.054
3 -	1:03.756	+ 0.090	9:49:08.957	8 -	1:04.196	+ 0.530	9:54:33.250
4 -	1:06.744	+ 3.078	9:50:15.701	9 -	1:19.276 P	+ 15.610	9:55:52.526
5 -	1:03.666		9:51:19.367				
63	Phil WHITE		Pickup Sport 2.0L				
1 -	1:05.780	+ 0.877	9:46:49.426	6 -	1:05.281	+ 0.378	9:52:15.048
2 -	1:05.238	+ 0.335	9:47:54.664	7 -	1:05.022	+ 0.119	9:53:20.070
3 -	1:04.903		9:48:59.567	8 -	1:13.865	+ 8.962	9:54:33.935
4 -	1:04.964	+ 0.061	9:50:04.531	9 -	1:41.544 P	+ 36.641	9:56:15.479
5 -	1:05.236	+ 0.333	9:51:09.767	10 -	3:24.296	+ 2:19.393	9:59:39.775
93	Michael SMITH		Pickup Sport 2.0L				
1 -	1:08.607	+ 3.049	9:47:41.528	5 -	1:05.569	+ 0.011	9:52:05.992
2 -	1:07.616	+ 2.058	9:48:49.144	6 -	1:05.558		9:53:11.550
3 -	1:05.624	+ 0.066	9:49:54.768	7 -	1:06.294	+ 0.736	9:54:17.844
4 -	1:05.655	+ 0.097	9:51:00.423	8 -	1:20.856 P	+ 15.298	9:55:38.700
98	Anthony HAWKINS		Pickup Sport 2.0L				
1 -	1:10.024	+ 4.666	9:47:43.029	6 -	1:05.408	+ 0.050	9:53:13.105
2 -	1:06.756	+ 1.398	9:48:49.785	7 -	1:05.358		9:54:18.463
3 -	1:05.519	+ 0.161	9:49:55.304	8 -	1:05.913	+ 0.555	9:55:24.376
4 -	1:05.570	+ 0.212	9:51:00.874	9 -	1:22.565 P	+ 17.207	9:56:46.941
5 -	1:06.823	+ 1.465	9:52:07.697				

Pembrey
 Circuit Length = 1.4559 miles
 Start: 09:44 End: 10:00

Pickup Truck Racing Championship

RACE 13 - CLASSIFICATION

POS	NO	CL	NAME	ENTRY	LAPS	TIME	GAP	DIFF	MPH	BEST	ON
1	54		Gavin SEAGER	Pickup Sport 2.0L	16	17:28.881			79.95	1:04.288	4
2	16		Steve DANCE	Pickup Sport 2.0L	16	17:32.809	3.928	3.928	79.65	1:04.268	7
3	14		Damien CARR	Pickup Sport 2.0L	16	17:38.881	10.000	6.072	79.19	1:05.666	6
4	98		Anthony HAWKINS	Pickup Sport 2.0L	16	17:39.010	10.129	0.129	79.18	1:04.956	4
5	2		Dave BRIGGS	Pickup Sport 2.0L	16	17:40.662	11.781	1.652	79.06	1:04.719	4
6	4		Peter STEVENS	Pickup Sport 2.0L	16	17:43.712	14.831	3.050	78.83	1:05.461	3
7	26		Paul SAUNDERS	Pickup Sport 2.0L	16	17:44.945	16.064	1.233	78.74	1:05.235	6
8	10		Chris DAWKINS	Pickup Sport 2.0L	16	17:47.345	18.464	2.400	78.56	1:05.314	3
9	9		Pete WILKINSON	Pickup Sport 2.0L	16	17:48.963	20.082	1.618	78.44	1:05.215	8
10	63		Phil WHITE	Pickup Sport 2.0L	16	17:51.452	22.571	2.489	78.26	1:05.255	8
11	93		Michael SMITH	Pickup Sport 2.0L	16	18:01.067	32.186	9.615	77.56	1:05.903	7
12	8		Andy PYKE	Pickup Sport 2.0L	16	18:06.961	38.080	5.894	77.14	1:06.477	5
13	24		Richard NOVELL	Pickup Sport 2.0L	16	18:22.085	53.204	15.124	76.09	1:07.177	7
14	15		Simon CARR	Pickup Sport 2.0L	13	18:17.694	3 laps	3 laps	62.07	1:07.941	2
NOT CLASSIFIED											
DNF	37		Neil TRESSLER	Pickup Sport 2.0L	8	9:33.444	8 laps	5 laps	73.11	1:08.531	5
DNF	69		Lee ROGERS	Pickup Sport 2.0L	3	3:56.112	13 laps	5 laps	66.59	1:07.533	2
FASTEST LAP											
	16		Steve DANCE	Pickup Sport 2.0L	7	1:04.268			81.55 mph	131.24 kph	

Weather / Track : Sunny / Dry

These results are provisional until the conclusion of any judicial and technical matters.

Pembrey
Circuit Length = 1.4559 miles
Start: 12:00 End: 12:19

Clerk of Course :

Timekeeper :

Pickup Truck Racing Championship
RACE 13 - LAP CHART

Lap 1			Lap 2			Lap 3			Lap 4			Lap 5		
No	Behind	Laptime	No	Behind	Laptime	No	Behind	Laptime	No	Behind	Laptime	No	Behind	Laptime
14		1:07.436	14		1:06.347	14		1:06.061	14		1:06.400	98		1:06.027
98	3.522	1:10.958	98	2.463	1:05.288	98	1.610	1:05.208	98	0.166	1:04.956	14	0.832	1:07.025
10	3.839	1:11.275	10	3.671	1:06.179	10	2.924	1:05.314	10	2.165	1:05.641	10	1.640	1:05.668
37	3.875	1:11.311	2	5.274	1:06.808	2	4.051	1:04.838	2	2.370	1:04.719	2	3.076	1:06.899
24	4.273	1:11.709	4	6.082	1:07.479	54	5.386	1:04.549	54	3.274	1:04.288	54	3.185	1:06.104
2	4.813	1:12.249	37	6.457	1:08.929	4	5.482	1:05.461	16	4.844	1:05.206	16	3.376	1:04.725
93	4.821	1:12.257	54	6.898	1:08.006	16	6.038	1:04.930	4	5.233	1:06.151	4	4.751	1:05.711
4	4.950	1:12.386	24	7.092	1:09.166	93	8.096	1:06.768	26	8.540	1:06.247	26	8.171	1:05.824
54	5.239	1:12.675	16	7.169	1:08.195	26	8.693	1:07.205	93	8.699	1:07.003	93	9.061	1:06.555
16	5.321	1:12.757	93	7.389	1:08.915	15	9.722	1:07.945	9	10.946	1:06.610	9	10.022	1:05.269
15	6.244	1:13.680	26	7.549	1:07.599	8	10.537	1:08.114	8	11.874	1:07.737	8	12.158	1:06.477
26	6.297	1:13.733	15	7.838	1:07.941	9	10.736	1:06.426	15	12.246	1:08.924	63	12.679	1:05.478
8	6.975	1:14.411	8	8.484	1:07.856	37	11.269	1:10.873	63	13.394	1:06.023	37	16.256	1:08.531
69	7.800	1:15.236	69	8.986	1:07.533	24	13.656	1:12.625	37	13.918	1:09.049	24	17.127	1:08.229
9	10.892	1:18.328	9	10.371	1:05.826	63	13.771	1:06.348	24	15.091	1:07.835	15	24.516	1:18.463
63	13.816	1:21.252	63	13.484	1:06.015	69	36.268	1:33.343						

Pembrey
Circuit Length = 1.4559 miles
Start: 12:00 End: 12:19

Pickup Truck Racing Championship
RACE 13 - LAP CHART

Lap 6			Lap 7			Lap 8			Lap 9			Lap 10		
No	Behind	Laptime	No	Behind	Laptime	No	Behind	Laptime	No	Behind	Laptime	No	Behind	Laptime
98		1:06.072	98		1:05.660	98		1:05.383	54		1:04.659	54		1:04.713
14	0.426	1:05.666	14	0.600	1:05.834	54	0.062	1:04.710	98	2.089	1:06.810	98	3.030	1:05.654
10	0.947	1:05.379	54	0.735	1:04.897	15	1 LAP	1:26.090	14	2.495	1:05.811	16	3.108	1:05.218
54	1.498	1:04.385	10	1.132	1:05.845	14	1.405	1:06.188	16	2.603	1:05.346	14	3.724	1:05.942
16	3.593	1:06.289	16	2.201	1:04.268	16	1.978	1:05.160	10	4.026	1:06.348	10	5.424	1:06.111
2	4.128	1:07.124	2	4.120	1:05.652	10	2.399	1:06.650	2	5.360	1:05.614	2	6.058	1:05.411
4	4.348	1:05.669	4	4.467	1:05.779	2	4.467	1:05.730	4	6.054	1:06.031	4	7.281	1:05.940
26	7.334	1:05.235	26	7.343	1:05.669	4	4.744	1:05.660	26	8.496	1:05.896	26	9.516	1:05.733
9	9.676	1:05.726	9	9.313	1:05.297	26	7.321	1:05.361	9	10.557	1:06.133	9	11.132	1:05.288
93	10.028	1:07.039	93	10.271	1:05.903	9	9.145	1:05.215	63	13.368	1:06.359	63	14.836	1:06.181
63	12.251	1:05.644	63	11.858	1:05.267	93	10.793	1:05.905	93	13.812	1:07.740	93	16.718	1:07.619
8	13.397	1:07.311	8	14.443	1:06.706	63	11.730	1:05.255	8	20.132	1:08.524	8	22.999	1:07.580
24	18.781	1:07.726	24	20.298	1:07.177	8	16.329	1:07.269	24	26.106	1:08.590	24	31.833	1:10.440
37	19.252	1:09.068	37	22.410	1:08.818	24	22.237	1:07.322	15	1 LAP	1:30.211	15	1 LAP	1:32.421
15	45.653	1:27.209				37	43.892	1:26.865						

Pembrey
 Circuit Length = 1.4559 miles
 Start: 12:00 End: 12:19

Pickup Truck Racing Championship

RACE 13 - LAP CHART

Lap 11			Lap 12			Lap 13			Lap 14			Lap 15		
No	Behind	Laptime	No	Behind	Laptime	No	Behind	Laptime	No	Behind	Laptime	No	Behind	Laptime
54		1:04.797	54		1:04.825	54		1:04.906	54		1:04.834	54		1:05.178
16	3.299	1:04.988	16	3.970	1:05.496	16	4.032	1:04.968	16	4.181	1:04.983	16	4.040	1:05.037
98	4.418	1:06.185	98	5.358	1:05.765	98	6.507	1:06.055	98	7.777	1:06.104	98	8.832	1:06.233
14	4.853	1:05.926	14	5.855	1:05.827	14	7.045	1:06.096	14	8.284	1:06.073	14	9.344	1:06.238
10	7.051	1:06.424	2	8.928	1:06.643	2	9.823	1:05.801	2	11.179	1:06.190	15	3 LAPS	1:37.494
2	7.110	1:05.849	10	9.356	1:07.130	10	10.368	1:05.918	4	13.295	1:07.569	2	11.621	1:05.620
4	8.012	1:05.528	4	9.448	1:06.261	4	10.560	1:06.018	10	13.373	1:07.839	4	14.051	1:05.934
26	10.917	1:06.198	26	11.986	1:05.894	26	12.805	1:05.725	26	14.198	1:06.227	10	14.690	1:06.495
9	12.895	1:06.560	15	2 LAPS	1:28.319	9	15.353	1:05.885	9	18.006	1:07.487	26	14.916	1:05.896
63	16.118	1:06.079	9	14.374	1:06.304	63	18.497	1:06.387	63	20.183	1:06.520	9	19.376	1:06.548
93	18.365	1:06.444	63	17.016	1:05.723	93	22.672	1:07.560	93	27.557	1:09.719	63	21.164	1:06.159
8	25.707	1:07.505	93	20.018	1:06.478	8	31.747	1:08.086	8	33.760	1:06.847	93	29.694	1:07.315
24	35.465	1:08.429	8	28.567	1:07.685	24	42.195	1:08.100	24	46.887	1:09.526	8	35.670	1:07.088
			24	39.001	1:08.361	15	2 LAPS	1:34.727				24	50.416	1:08.707

Pickup Truck Racing Championship

RACE 13 - LAP CHART

Lap 16		
No	Behind	Laptime
54		1:05.355
16	3.928	1:05.243
14	10.000	1:06.011
98	10.129	1:06.652
2	11.781	1:05.515
4	14.831	1:06.135
26	16.064	1:06.503
10	18.464	1:09.129
9	20.082	1:06.061
63	22.571	1:06.762
93	32.186	1:07.847
8	38.080	1:07.765
15	3 LAPS	1:44.270
24	53.204	1:08.143

Pembrey
Circuit Length = 1.4559 miles
Start: 12:00 End: 12:19

Pickup Truck Racing Championship

RACE 19 - CLASSIFICATION - AMENDED

POS	NO	CL	NAME	ENTRY	LAPS	TIME	GAP	DIFF	MPH	BEST	ON
1	54		Gavin SEAGER	Pickup Sport 2.0L	16	17:46.583			78.62	1:04.719	10
2	9		Pete WILKINSON	Pickup Sport 2.0L	16	17:47.289	0.706	0.706	78.57	1:05.342	10
3	63		Phil WHITE	Pickup Sport 2.0L	16	17:54.920	8.337	7.631	78.01	1:05.679	9
4	2		Dave BRIGGS	Pickup Sport 2.0L	16	17:55.832	9.249	0.912	77.94	1:05.590	9
5	4		Peter STEVENS	Pickup Sport 2.0L	16	17:56.300	9.717	0.468	77.91	1:05.536	10
6	15		Simon CARR	Pickup Sport 2.0L	16	17:58.630	12.047	2.330	77.74	1:06.042	11
7	14		Damien CARR	Pickup Sport 2.0L	16	17:58.915	12.332	0.285	77.72	1:06.171	10
8	98		Anthony HAWKINS	Pickup Sport 2.0L	16	18:06.909	20.326	7.994	77.15	1:05.924	12
9	93		Michael SMITH	Pickup Sport 2.0L	16	18:19.881	33.298	12.972	76.24	1:05.772	10
10	24		Richard NOVELL	Pickup Sport 2.0L	16	18:19.974	33.391	0.093	76.23	1:07.180	12
11	26		Paul SAUNDERS	Pickup Sport 2.0L	16	18:20.200	33.617	0.226	76.22	1:05.912	9
12	3		Julian ARNOLD	Pickup Sport 2.0L	16	18:35.782	49.199	15.582	75.15	1:07.659	12
13	10		Chris DAWKINS	Pickup Sport 2.0L	15	18:27.570	1 lap	1 lap	70.98	1:06.523	5
NOT CLASSIFIED											
DNF	8		Andy PYKE	Pickup Sport 2.0L	14	15:51.609	2 laps	1 lap	77.10	1:06.688	7
DNF	16		Steve DANCE	Pickup Sport 2.0L	13	14:32.940	3 laps	1 lap	78.05	1:05.590	9
DNF	37		Neil TRESSLER	Pickup Sport 2.0L	0						
FASTEST LAP											
	54		Gavin SEAGER	Pickup Sport 2.0L	10	1:04.719			80.98 mph	130.32 kph	

Car 26 penalised 25 seconds - Championship Regulation 4.4.3

Weather / Track : Sunny / Dry

These results are provisional until the conclusion of any judicial and technical matters.

Pembrey

Circuit Length = 1.4559 miles

Start: 16:28 End: 16:47

Clerk of Course :

Timekeeper :

Pickup Truck Racing Championship

RACE 19 - LAP CHART

Lap 1			Lap 2			Lap 3			Lap 4			Lap 5		
No	Behind	Laptime	No	Behind	Laptime	No	Behind	Laptime	No	Behind	Laptime	No	Behind	Laptime
8		1:10.789	63		1:07.878	63		1:06.615	63		1:07.158	63		1:07.786
63	0.220	1:11.009	8	0.942	1:09.040	93	1.515	1:07.066	93	0.163	1:05.806	9	0.273	1:07.442
24	1.060	1:11.849	93	1.064	1:07.964	9	2.172	1:06.800	9	0.617	1:05.603	2	0.766	1:06.950
93	1.198	1:11.987	9	1.987	1:08.347	4	2.536	1:07.021	4	1.231	1:05.853	4	1.041	1:07.596
10	1.583	1:12.372	24	2.101	1:09.139	2	2.923	1:07.211	2	1.602	1:05.837	16	1.657	1:07.442
9	1.738	1:12.527	4	2.130	1:08.155	8	3.224	1:08.897	16	2.001	1:05.896	26	2.100	1:07.544
4	2.073	1:12.862	2	2.327	1:07.872	16	3.263	1:07.220	26	2.342	1:06.001	54	2.213	1:07.489
2	2.553	1:13.342	16	2.658	1:07.863	26	3.499	1:07.191	54	2.510	1:06.078	93	3.023	1:10.646
16	2.893	1:13.682	26	2.923	1:07.709	54	3.590	1:07.057	8	4.476	1:08.410	15	3.658	1:06.734
26	3.312	1:14.101	10	2.954	1:09.469	15	4.323	1:07.512	15	4.710	1:07.545	8	4.124	1:07.434
54	3.365	1:14.154	54	3.148	1:07.881	24	5.358	1:09.872	98	5.535	1:07.061	98	4.317	1:06.568
98	3.824	1:14.613	15	3.426	1:07.481	98	5.632	1:08.101	14	6.063	1:06.821	14	4.869	1:06.592
15	4.043	1:14.832	98	4.146	1:08.420	14	6.400	1:08.498	10	6.308	1:06.690	10	5.045	1:06.523
14	4.422	1:15.211	14	4.517	1:08.193	10	6.776	1:10.437	3	9.254	1:08.217	3	9.919	1:08.451
3	5.134	1:15.923	3	6.077	1:09.041	3	8.195	1:08.733	24	9.835	1:11.635	24	10.422	1:08.373

Pembrey
 Circuit Length = 1.4559 miles
 Start: 16:28 End: 16:47

Pickup Truck Racing Championship
RACE 19 - LAP CHART

Lap 6			Lap 7			Lap 8			Lap 9			Lap 10		
No	Behind	Laptime	No	Behind	Laptime	No	Behind	Laptime	No	Behind	Laptime	No	Behind	Laptime
63		1:07.326	63		1:07.193	9		1:06.369	9		1:05.408	9		1:05.342
9	0.214	1:07.267	9	0.137	1:07.116	63	0.378	1:06.884	63	0.649	1:05.679	63	1.355	1:06.048
2	0.345	1:06.905	2	0.295	1:07.143	16	0.616	1:06.411	16	0.798	1:05.590	16	1.578	1:06.122
4	0.471	1:06.756	16	0.711	1:07.299	54	0.710	1:06.301	26	1.589	1:05.912	54	2.049	1:04.719
16	0.605	1:06.274	54	0.915	1:06.938	26	1.085	1:06.010	54	2.672	1:07.370	26	2.307	1:06.060
54	1.170	1:06.283	26	1.581	1:06.769	4	1.615	1:06.337	4	2.958	1:06.751	4	3.152	1:05.536
26	2.005	1:07.231	4	1.784	1:08.506	2	3.371	1:09.582	2	3.553	1:05.590	2	3.806	1:05.595
93	2.780	1:07.083	93	2.481	1:06.894	93	4.079	1:08.104	15	5.062	1:06.175	15	5.840	1:06.120
15	3.088	1:06.756	15	2.754	1:06.859	15	4.295	1:08.047	93	5.686	1:07.015	93	6.116	1:05.772
8	3.707	1:06.909	8	3.202	1:06.688	14	4.918	1:07.576	14	6.080	1:06.570	14	6.909	1:06.171
98	4.257	1:07.266	14	3.848	1:06.264	8	5.310	1:08.614	8	7.189	1:07.287	8	8.615	1:06.768
14	4.777	1:07.234	98	4.638	1:07.574	98	5.663	1:07.531	98	7.831	1:07.576	98	9.148	1:06.659
10	4.937	1:07.218	10	4.978	1:07.234	10	5.908	1:07.436	10	8.550	1:08.050	24	17.424	1:07.750
24	10.712	1:07.616	24	10.832	1:07.313	24	12.591	1:08.265	24	15.016	1:07.833	3	19.637	1:08.176
3	11.447	1:08.854	3	12.760	1:08.506	3	13.991	1:07.737	3	16.803	1:08.220	10	28.140	1:24.932

Pembrey
Circuit Length = 1.4559 miles
Start: 16:28 End: 16:47

Pickup Truck Racing Championship
RACE 19 - LAP CHART

Lap 11			Lap 12			Lap 13			Lap 14			Lap 15		
No	Behind	Laptime	No	Behind	Laptime	No	Behind	Laptime	No	Behind	Laptime	No	Behind	Laptime
9		1:06.048	9		1:06.007	9		1:05.532	54		1:05.076	54		1:05.274
63	1.408	1:06.101	54	1.587	1:05.630	54	1.073	1:05.018	9	0.166	1:06.315	9	0.351	1:05.459
16	1.622	1:06.092	63	2.300	1:06.899	63	2.976	1:06.208	63	3.776	1:06.949	63	5.763	1:07.261
54	1.964	1:05.963	16	2.488	1:06.873	16	3.132	1:06.176	26	4.945	1:07.501	26	6.243	1:06.572
26	2.535	1:06.276	26	3.020	1:06.492	26	3.593	1:06.105	2	7.265	1:09.416	2	8.243	1:06.252
4	3.458	1:06.354	2	3.830	1:06.108	2	3.998	1:05.700	4	8.366	1:07.598	4	9.113	1:06.021
2	3.729	1:05.971	4	4.428	1:06.977	4	6.917	1:08.021	15	9.179	1:07.450	15	10.138	1:06.233
15	5.834	1:06.042	15	6.355	1:06.528	15	7.878	1:07.055	14	9.894	1:07.427	14	10.978	1:06.358
93	6.396	1:06.328	93	6.497	1:06.108	93	8.038	1:07.073	98	12.677	1:06.722	98	15.655	1:08.252
14	7.081	1:06.220	14	7.430	1:06.356	14	8.616	1:06.718	8	15.652	1:08.551	24	30.251	1:08.500
98	10.514	1:07.414	98	10.431	1:05.924	98	12.104	1:07.205	24	27.025	1:09.907	93	30.604	1:06.895
8	10.909	1:08.342	8	11.921	1:07.019	8	13.250	1:06.861	93	28.983	1:27.094	10	1 LAP	1:07.380
24	19.055	1:07.679	24	20.228	1:07.180	24	23.267	1:08.571	10	1 LAP	1:08.187	3	45.743	1:10.885
3	21.559	1:07.970	3	23.211	1:07.659	10	1 LAP	1:07.357	3	40.132	1:10.069			
			10	1 LAP	2:16.318	3	36.212	1:18.533						

Pembrey
Circuit Length = 1.4559 miles
Start: 16:28 End: 16:47

Pickup Truck Racing Championship

RACE 19 - LAP CHART

Lap 16		
No	Behind	Laptime
54		1:05.352
9	0.706	1:05.707
63	8.337	1:07.926
26	8.617	1:07.726
2	9.249	1:06.358
4	9.717	1:05.956
15	12.047	1:07.261
14	12.332	1:06.706
98	20.326	1:10.023
93	33.298	1:08.046
24	33.391	1:08.492
10	1 LAP	1:07.967
3	49.199	1:08.808

Pembrey
Circuit Length = 1.4559 miles
Start: 16:28 End: 16:47