



## Welsh Sports & Saloon Car Championship QUALIFYING



BULLETIN NO. 3 ISSUED 09:30

POS	NO	CL	NAME	NAT	ENTRY	TIME	LAPS	GAP	MPH
1	44	03	Terry BROWN		Radical Prosport	57.165	13		91.69
2	88	03	Peter WILLIAMS		Radical Prosport	58.923	15	1.758	88.95
3	43	02	Richard ROZHON		Radical Clubsport	1:01.281	12	4.116	85.53
4	2	03	Huw WILLIAMS		Radical Prosport	1:01.493	14	4.328	85.23
5	67		TBD			1:01.543	14	4.378	85.17
6	8		Nigel BOWEN		Nissan Primera	1:05.107	13	7.942	80.50
7	1	07	Rhodri JENKINS		Honda Civic R	1:06.345	11	9.180	79.00
8	66	07	Rhys LLOYD		Honda Civic	1:06.942	10	9.777	78.30
9	25	65	Christian EVANS		Volkswagon Golf MK1	1:07.409	13	10.244	77.75
10	22	65	Andy WILLIAMS		Ford Sierra Sapphire	1:07.574	13	10.409	77.56
11	99	07	Paul TROWBRIDGE		Ginetta G20	1:10.150	4	12.985	74.72
12	33	65	Kenneth RATTENBURY		Ford Sierra Sapphire	1:10.306	11	13.141	74.55
13	5	65	Anthony ALLITT		Rover 216 Gti	1:10.727	13	13.562	74.11
14	77	65	Stephen PEARCY		Honda Accord	1:11.273	10	14.108	73.54
15	15		Matthew PERKINS		Rover 216 GTI	1:11.729	12	14.564	73.07
16	18	65	Lee DAVID		Lancia Integrale	1:12.136	5	14.971	72.66
17	3		Paul STEDDY		Toyota Celica GT4	1:13.562	12	16.397	71.25
18	45	07	Adrian CHAPMAN		Raw Striker	1:14.665	11	17.500	70.20
19	20		TBD			1:15.348	8	18.183	69.56

Weather/Track Sunny/Dry

These results are provisional until the conclusion of any judicial and technical matters.

Pembrey  
Circuit Length = 1.4560 miles.  
Start: 09:07 · End: 09:22

Clerk of Course: 	Stewards:	Timekeeper: 
---	-----------	--



## Welsh Sports & Saloon Car Championship RACE RESULT

Bulletin No. 14

Issued: 14.35

POS	NO	CL	NAME	NAT	ENTRY	TIME	LAPS	GAP	MPH	BEST
1	88	C	Peter WILLIAMS		Radical Prosport	16:16.270	16		85.90	59.217
2	2	C	Huw WILLIAMS		Radical Prosport	16:35.304	16	19.034	84.26	1:00.394
3	43	B	Richard ROZHON		Radical Clubsport	16:37.740	16	21.470	84.05	1:01.163
4	67	C	Keith BUTCHER		Radical Prosport	17:08.715	16	52.445	81.52	1:02.144
5	8	H	Nigel BOWEN		Nissan Primera	16:49.135	15	1 LAP	77.91	1:05.205
6	1	G	Rhodri JENKINS		Honda Civic R	16:50.233	15	1 LAP	77.82	1:06.088
7	66	G	Rhys LLOYD		Honda Civic	17:02.620	15	1 LAP	76.88	1:06.537
8	22	H	Andy WILLIAMS		Ford Sierra Sapphire	17:04.777	15	1 LAP	76.72	1:07.523
9	25	H	Christian EVANS		olkswagon Golf MK1	17:07.362	15	1 LAP	76.53	1:07.528
10	5	H	Anthony ALLITT		Rover 216 Gti	16:50.147	14	2 LAPS	72.64	1:11.025
11	15	H	Matthew PERKINS		Rover 216 GTI	16:54.303	14	2 LAPS	72.34	1:10.557
12	77	H	Stephen PEARCY		Honda Accord	17:04.384	14	2 LAPS	71.63	1:10.570
13	20	H	Christopher DAVIES		Rover 216 Gti	17:16.960	14	2 LAPS	70.76	1:12.732
14	45	G	Adrian CHAPMAN		Raw Striker	16:44.153	13	3 LAPS	67.85	1:14.027

## NOT CLASSIFIED

3	H	Paul STEDDY		Toyota Celica GT4	13:57.452	11	D.N.F.	68.84	1:12.296
18	H	Lee DAVID		Lancia Integrale	8:32.282	7	D.N.F.	71.62	1:10.497
33	H	Kenneth RATTENBURY		Ford Sierra Sapphire		0	D.N.F.	N/A	
44	C	Terry BROWN		Radical Prosport		0	D.N.F.	N/A	

## FASTEST LAP

88	C	Peter WILLIAMS		Radical Prosport	59.217	8	88.51mph	142.45kph
43	B	Richard ROZHON		Radical Clubsport	1:01.163	5	85.69mph	137.91kph
8	H	Nigel BOWEN		Nissan Primera	1:05.205	6	80.38mph	129.36kph
1	G	Rhodri JENKINS		Honda Civic R	1:06.088	7	79.31mph	127.64kph

Weather/Track Sunny/Dry

These results are provisional until the conclusion of any judicial and technical matters.

Pembrey

Circuit Length = 1.4560 miles.

Start: 14:11 End: 14:27

Clerk of Course:

Stewards:

Timekeeper:



## Welsh Sports & Saloon Car Championship QUALIFYING 2

Bulletin No. 24

Issued: 10.05

POS	NO	CL	NAME	NAT	ENTRY	TIME	LAPS	GAP	MPH
1	44	C	Terry BROWN		Radical Prosport	56.975	11		91.99
2	88	C	Peter WILLIAMS		Radical Prosport	58.032	15	1.057	90.32
3	43	B	Richard ROZHON		Radical Clubsport	59.776	10	2.801	87.68
4	2	C	Huw WILLIAMS		Radical Prosport	1:01.243	12	4.268	85.58
5	67	C	Keith BUTCHER		Radical Prosport	1:01.377	12	4.402	85.40
6	1	G	Rhodri JENKINS		Honda Civic R	1:05.785	6	8.810	79.67
7	25	H	Christian EVANS		olkswagon Golf MK1	1:05.894	13	8.919	79.54
8	66	G	Rhys LLOYD		Honda Civic	1:06.171	7	9.196	79.21
9	22	H	Andy WILLIAMS		Ford Sierra Sapphire	1:08.122	13	11.147	76.94
10	5	H	Anthony ALLITT		Rover 216 Gti	1:09.957	13	12.982	74.92
11	77	H	Stephen PEARCY		Honda Accord	1:10.402	11	13.427	74.45
12	15	H	Matthew PERKINS		Rover 216 GTI	1:11.291	12	14.316	73.52
13	45	G	Adrian CHAPMAN		Raw Striker	1:15.031	12	18.056	69.85
14	20	H	Christopher DAVIES		Rover 216 Gti	1:16.221	8	19.246	68.76

Weather/Track Sunny/Dry

These results are provisional until the conclusion of any judicial and technical matters.

Pembrey

Circuit Length = 1.4560 miles.

Start: 09:38 End: 09:53


Clerk of Course:

Stewards:

Timekeeper:

www.mstworld.com

Printed - 09:54 Sunday, 13 June 2004



# Welsh Sports & Saloon Car Championship GRID Race 13

ROW 8	8	BOWEN	1:16.221	20	DAVIES
ROW 7	45	CHAPMAN	1:15.031	15	PERKINS
ROW 6	77	PEARCY	1:10.402	5	ALLITT
ROW 5	22	WILLIAMS	1:08.122	66	LLOYD
ROW 4	25	EVANS	1:05.894	1	JENKINS
ROW 3	67	BUTCHER	1:01.377	2	WILLIAMS
ROW 2	43	ROZHON	59.776	88	WILLIAMS
ROW 1	44	BROWN	56.975		
<b>POLE</b>					



## Welsh Sports & Saloon Car Championship RACE RESULT

Bulletin No. 29

Issued: 12.45

POS	NO	CL	NAME	NAT	ENTRY	TIME	LAPS	GAP	MPH	BEST
1	44	C	Terry BROWN		Radical Prosport	16:45.021	17		88.66	57.594
2	88	C	Peter WILLIAMS		Radical Prosport	16:46.887	17	1.866	88.49	58.021
3	43	B	Richard ROZHON		Radical Clubsport	17:38.845	17	53.824	84.15	1:00.351
4	67	C	Keith BUTCHER		Radical Prosport	17:45.276	17	1:00.255	83.64	1:01.661
5	1	G	Rhodri JENKINS		Honda Civic R	16:46.539	15	2 LAPS	78.11	1:06.275
6	66	G	Rhys LLOYD		Honda Civic	16:57.228	15	2 LAPS	77.29	1:06.573
7	25	H	Christian EVANS		olkswagon Golf MK1	16:57.849	15	2 LAPS	77.24	1:06.637
8	22	H	Andy WILLIAMS		Ford Sierra Sapphire	17:41.648	15	2 LAPS	74.05	1:07.658
9	5	H	Anthony ALLITT		Rover 216 Gti	16:49.181	14	3 LAPS	72.71	1:10.733
10	15	H	Matthew PERKINS		Rover 216 GTI	16:53.704	14	3 LAPS	72.39	1:10.752
11	77	H	Stephen PEARCY		Honda Accord	16:56.518	14	3 LAPS	72.19	1:10.181
12	20	H	Christopher DAVIES		Rover 216 Gti	17:37.319	14	3 LAPS	69.40	1:13.509
13	45	G	Adrian CHAPMAN		Raw Striker	17:37.939	14	3 LAPS	69.36	1:13.936

### NOT CLASSIFIED

3	H	Paul STEDDY		Toyota Celica GT4	17:25.333	11	N.C.F.	55.15	1:12.558
18	H	Lee DAVID		Lancia Integrale	8:27.699	7	D.N.F.	72.27	1:11.431

### FASTEST LAP

44	C	Terry BROWN		Radical Prosport	57.594	15	91.00mph	146.46kph
43	B	Richard ROZHON		Radical Clubsport	1:00.351	4	86.85mph	139.77kph
1	G	Rhodri JENKINS		Honda Civic R	1:06.275	5	79.08mph	127.28kph
25	H	Christian EVANS		olkswagon Golf MK1	1:06.637	13	78.65mph	126.58kph

Weather/Track Sunny/Dry

These results are provisional until the conclusion of any judicial and technical matters.

Pembrey

Circuit Length = 1.4560 miles.

Start: 12:18 End: 12:34

Clerk of Course:

Stewards:

Timekeeper: