


British Automobile Racing Club



2002 Series

BTCC & TOCA Tour
BSB 2002
British F3 / GT
FIA GT & FIA ETCC
BTCC/TOCA Tour Tests
F3 / GT Tests

Club Results

BARC
BRSCC
Jaguar Car Club
Information

2002 Diary

February
March
April
May
June
July
August
September
October
November
December

Rallying

Special Events

Links Page

Contact Us

BARC Wales/WRDA Welsh Sports and Saloon Car C'sh - QUALIFYING FOR RACE 1

POS	NO	CL	DRIVER	NAT	CAR	TIME	LAPS	GAP	MPH
1	44	A	Terry BROWN		Radical Sport	1:05.003	18		80.63
2	12	C	Clive HAYES		Radical Prosport	1:06.756	18	1.753	78.51
3	38	I	Keith WHITE		Volkswagen Carrado	1:07.614	17	2.611	77.52
4	9	J	Graham HOLLIS		Ford Escort Mk II	1:11.137	14	6.134	73.68
5	79	H	Nick SPENCE		Marcos Mantas	1:11.217	16	6.214	73.60
6	52	A	Jonathan YELDHAM		Mallock Mk 27	1:11.403	16	6.400	73.40
7	42	A	Marc WEYER		Mallock Mk 27	1:11.462	11	6.459	73.34
8	28	C	Rhodri JENKINS		Honda Civic R	1:11.595	17	6.592	73.21
9	4	A	Catherine BROWN		Radical Sport	1:11.795	17	6.792	73.00
10	88	B	Peter WILLIAMS		Global GT Light	1:12.584	17	7.581	72.21
11	18	I	Mark FENNELL		Volkswagen Corrado	1:12.767	14	7.764	72.03
12	16	H	Martin JONES		Ford Sierra Cosworth	1:12.951	16	7.948	71.85
13	89	H	Richard HOLLEBON		Ginetta G27R	1:13.091	16	8.088	71.71
14	46	H	David SMITH		Mallock Mk 28	1:13.889	11	8.886	70.93
15	30	H	Larry PHILLIPS		Ford Sierra Sapphire Cosworth	1:14.408	12	9.405	70.44
16	57	H	Andrew HEYS		BMW M3	1:16.692	7	11.689	68.34
17	98	F	Mike EDGELL		Mini Miglia	1:16.856	15	11.853	68.20
18	82	G	Pete SALTER		Rover 216 GTi	1:20.000	15	14.997	65.52
19	21	B	Cindy PEARCE		Global GT Lights	1:24.055	6	19.052	62.35
20	55	M	Paul GIBBS		Renault Clio	1:30.654	13	25.651	57.82

Weather / Track : Rain/Wet

Copyright © 2002 MST Group Ltd. All Rights Reserved

Start Time : 09:15

End Time : 09:35

Issued : 09:37 Saturday 11 May 2002



BRITISH AUTOMOBILE RACING CLUB

RACE RESULTS

BARC Wales/WRDA Welsh Sports and Saloon Car C'sh PROVISIONAL RESULT - RACE 1

BULLETIN NO: 33

ISSUED: 09.36

POS	NO	CL	DRIVER	NAT	CAR	TIME	LAPS	GAP	MPH	BEST
1	44	A	Terry BROWN		Radical Sport	12:40.170	12		82.74	58.988
2	38	I	Keith WHITE		Volkswagen Carrado	12:42.217	12	2.047	82.52	1:02.020
3	42	A	Marc WEYER		Mallock Mk 27	12:53.629	12	13.459	81.30	1:02.852
4	88	B	Peter WILLIAMS		Global GT Light	13:09.899	12	29.729	79.62	1:04.199
5	4	A	Catherine BROWN		Radical Sport	13:10.040	12	29.870	79.61	1:03.828
6	18	I	Mark FENNELL		Volkswagen Corrado	13:13.704	12	33.534	79.24	1:04.356
7	9	J	Graham HOLLIS		Ford Escort Mk II	13:26.539	12	46.369	77.98	1:06.031
8	89	H	Richard HOLLEBON		Ginetta G27R	12:42.070	11	1 LAP	75.65	1:06.900
9	28	C	Rhodri JENKINS		Honda Civic R	12:43.776	11	1 LAP	75.49	1:07.855
10	21	B	Cindy PEARCE		Global GT Lights	12:54.537	11	1 LAP	74.44	1:07.271
11	82	G	Pete SALTER		Rover 216 GTi	13:17.113	11	1 LAP	72.33	1:09.952
12	98	F	Mike EDGELL		Mini Miglia	13:18.046	11	1 LAP	72.24	1:10.578
13	55	M	Paul GIBBS		Renault Clio	12:42.020	9	3 LAPS	81.90	1:20.431

NOT CLASSIFIED

52	A	Jonathan YELDHAM		Mallock Mk 27	6:30.325	6	D.N.F.	80.57	1:02.903
12	C	Clive HAYES		Radical Prosport	1:06.441	1	D.N.F.	78.89	1:06.441
30	H	Larry PHILLIPS		Ford Sierra Sapphire Cosworth		0	D.N.F.	N/A	
57	H	Andrew HEYS		BMW M3		0	D.N.F.	N/A	
76	H	Nick SPENCE		Marcos Mantas		0	D.N.F.	N/A	

FASTEST LAP

44	A	Terry BROWN		Radical Sport	58.988	2	88.85mph	143.00kph
38	I	Keith WHITE		Volkswagen Carrado	1:02.020	2	84.51mph	136.01kph
88	B	Peter WILLIAMS		Global GT Light	1:04.199	7	81.64mph	131.39kph
9	J	Graham HOLLIS		Ford Escort Mk II	1:06.031	5	79.38mph	127.75kph
12	C	Clive HAYES		Radical Prosport	1:06.441	1	78.89mph	126.96kph
89	H	Richard HOLLEBON		Ginetta G27R	1:06.900	5	78.35mph	126.09kph
28	G	Rhodri JENKINS		Honda Civic R	1:07.855	11	77.24mph	124.31kph
98	F	Mike EDGELL		Mini Miglia	1:10.578	10	74.26mph	119.52kph
55	M	Paul GIBBS		Renault Clio	1:20.431	8	65.16mph	104.87kph

RACE INCIDENTS

09.18 RACE START

09.20 Post 6 reported No 12 pulled off and retired on his 2nd lap

09.30 CHEQUERED FLAG

Weather / Track : Bright / Dry

MST sports timing

Pembrey

Circuit Length = 1.4560 miles.

Start: 09:18 End: 09:30


Clerk of Course:	Stewards:	Timekeeper:
		<i>[Signature]</i>

www.mstworld.com


Issued - 09:38 Sunday, 12 May 2002

THESE RESULTS REMAIN PROVISIONAL FOR A MINIMUM OF 30 MINUTES FROM THE TIME OF ISSUE

ISSUED BY: The British Automobile Racing Club Ltd, Thruxton Circuit, Andover, Hampshire SP11 8PN
Tel: 01264 882200 Fax: 01264 882233 e-mail: competitions@barc.net



British Automobile Racing Club



2002 Series

- BTCC & TOCA Tour
- BSB 2002
- British F3 / GT
- FIA GT & FIA ETCC
- BTCC/TOCA Tour Tests
- F3 / GT Tests

Club Results

- BARC
- BRSCC
- Jaguar Car Club
- Information

2002 Diary

- February
- March
- April
- May
- June
- July
- August
- September
- October
- November
- December

Rallying

Special Events

Links Page

Contact Us

BARC Wales/WRDA Welsh Sports and Saloon Car C'sh - QUALIFYING FOR RACE 8

POS	NO	CL	DRIVER	NAT	CAR	TIME	LAPS	GAP	MPH
1	44	A	Terry BROWN		Radical Sport	56.908	17		92.10
2	12	C	Clive HAYES		Radical Prosport	58.042	18	1.134	90.30
3	38	I	Keith WHITE		Volkswagen Carrado	1:02.361	16	5.453	84.05
4	46	H	David SMITH		Mallock Mk 28	1:02.594	18	5.686	83.74
5	4	A	Catherine BROWN		Radical Sport	1:02.643	19	5.735	83.67
6	42	A	Marc WEYER		Mallock Mk 27	1:03.422	18	6.514	82.64
7	88	B	Peter WILLIAMS		Global GT Light	1:04.473	19	7.565	81.29
8	18	I	Mark FENNELL		Volkswagen Corrado	1:04.843	18	7.935	80.83
9	79	H	Nick SPENCE		Marcos Mantas	1:04.957	16	8.049	80.69
10	52	A	Jonathan YELDHAM		Mallock Mk 27	1:05.196	17	8.288	80.39
11	89	H	Richard HOLLEBON		Ginetta G27R	1:05.531	17	8.623	79.98
12	16	H	Martin JONES		Ford Sierra Cosworth	1:06.439	12	9.531	78.89
13	9	J	Graham HOLLIS		Ford Escort Mk II	1:06.497	13	9.589	78.82
14	28	C	Rhodri JENKINS		Honda Civic R	1:07.546	17	10.638	77.60
15	21	B	Cindy PEARCE		Global GT Lights	1:08.134	17	11.226	76.93
16	30	H	Larry PHILLIPS		Ford Sierra Sapphire Cosworth	1:08.145	17	11.237	76.91
17	82	G	Pete SALTER		Rover 216 GTi	1:10.468	17	13.560	74.38
18	98	F	Mike EDGELL		Mini Miglia	1:12.044	17	15.136	72.75
19	57	H	Andrew HEYS		BMW M3	1:13.739	17	16.831	71.08
20	55	M	Paul GIBBS		Renault Clio	1:24.182	14	27.274	62.26

Start Time : 13:30

End Time : 13:49

Weather / Track : Cloudy / Dry

Copyright © 2002 MST Group Ltd. All Rights Reserved

Issued : 13:54 Saturday 11 May 2002



BRITISH AUTOMOBILE RACING CLUB

RACE RESULTS

BARC Wales/WRDA Welsh Sports and Saloon Car C'sh PROVISIONAL RESULT - RACE 8

BULLETIN NO: 43		ISSUED: 13.48								
POS	NO	CL	DRIVER	NAT	CAR	TIME	LAPS	GAP	MPH	BEST
1	44	A	Terry BROWN		Radical Sport	11:58.602	12		87.53	57.760
2	12	C	Clive HAYES		Radical Prosport	12:01.634	12	3.032	87.16	58.397
3	38	I	Keith WHITE		Volkswagen Carrado	12:54.315	12	55.713	81.23	1:02.355
4	42	A	Marc WEYER		Mallock Mk 27	13:04.855	12	1:06.253	80.14	1:03.717
5	88	B	Peter WILLIAMS		Global GT Light	12:07.050	11	1 LAP	79.30	1:04.691
6	4	A	Catherine BROWN		Radical Sport	12:12.431	11	1 LAP	78.72	1:04.184
7	18	I	Mark FENNELL		Volkswagen Corrado	12:17.722	11	1 LAP	78.15	1:05.197
8	79	H	Nick SPENCE		Marcos Mantas	12:18.566	11	1 LAP	78.06	1:05.543
9	9	J	Graham HOLLIS		Ford Escort Mk II	12:23.701	11	1 LAP	77.52	1:06.098
10	89	H	Richard HOLLEBON		Ginetta G27R	12:48.310	11	1 LAP	75.04	1:08.106
11	28	G	Rhodri JENKINS		Honda Civic R	12:48.792	11	1 LAP	74.99	1:07.955
12	30	H	Larry PHILLIPS		Ford Sierra Sapphire Cosworth	13:04.002	11	1 LAP	73.54	1:09.457
13	82	G	Pete SALTER		Rover 216 GTi	12:11.178	10	2 LAPS	71.68	1:10.733
14	98	F	Mike EDGELL		Mini Miglia	12:14.171	10	2 LAPS	71.39	1:11.453
15	57	H	Andrew HEYS		BMW M3	12:15.406	10	2 LAPS	71.27	1:11.537
16	55	M	Paul GIBBS		Renault Clio	13:10.959	8	4 LAPS	53.01	1:23.258

NOT CLASSIFIED

21	B	Cindy PEARCE	Global GT Lights	4:58.024	4	D.N.F.	70.82	1:09.278
46	A	David SMITH	Mallock Mk 28		0	D.N.F.	N/A	
52	A	Jonathan YELDHAM	Mallock Mk 27		0	D.N.F.	N/A	

FASTEST LAP

44	A	Terry BROWN	Radical Sport	57.760	2	90.74mph	146.04kph
12	C	Clive HAYES	Radical Prosport	58.397	8	89.75mph	144.45kph
38	I	Keith WHITE	Volkswagen Carrado	1:02.355	3	84.06mph	135.28kph
88	B	Peter WILLIAMS	Global GT Light	1:04.691	5	81.02mph	130.39kph
79	H	Nick SPENCE	Marcos Mantas	1:05.543	7	79.97mph	128.70kph
9	J	Graham HOLLIS	Ford Escort Mk II	1:06.098	2	79.30mph	127.62kph
28	G	Rhodri JENKINS	Honda Civic R	1:07.955	7	77.13mph	124.13kph
98	F	Mike EDGELL	Mini Miglia	1:11.453	2	73.35mph	118.05kph
55	M	Paul GIBBS	Renault Clio	1:23.258	7	62.95mph	101.31kph

RACE INCIDENTS

- 13.32 RACE START
 13.34 Post 8 reported No 52 pulled off and retired on his 1st lap
 13.39 Post 6 reported No 21 pulled off and retired on her 5th lap
 13.44 CHEQUERED FLAG

Weather / Track : Bright / Dry

MST sports timing

Pembrey
 Circuit Length = 1.4560 miles.
 Start: 13:32 End: 13:44

Clark of Course.	Stewards.	Timekeeper.
		<i>[Signature]</i>

www.mstworld.com

Issued - 13:48 Sunday, 12 May 2002

THESE RESULTS REMAIN PROVISIONAL FOR A MINIMUM OF 30 MINUTES FROM THE TIME OF ISSUE

ISSUED BY: The British Automobile Racing Club Ltd, Thruxton Circuit, Andover, Hampshire SP11 8PN
 Tel: 01264 882200 Fax: 01264 882233 e-mail: competitions@barc.net