

BARC CLUB RACEDAY



*Saturday/Sunday
21st/22nd October
2000*



Programme Price £2



Organised by the British Automobile Racing Club

BARC WALES/WRDA SPORTS AND SALOON CAR CHAMPIONSHIP

FINAL ROUND

RACE 1 : 12 LAPS

ENTRIES

No.	Driver	Town	Entrant	Car/Engine	cc
Class A:					
3	Martin Davies	Haverfordwest	M & S Engineering Services	Ford Sapphire Cosworth	2000
9	Nigel James	Lampeter	Driver	Ford Escort Cosworth	2000
10	Mark Clements	Brackley	Driver	Ford Sierra Sapphire Cosworth	2000
11	Graham Hollis	St Clears	Driver	Ford Escort	1999
Class A2:					
23	Alvin Powell	Treorchy	Driver	Ford Mondeo	2200
36	Keith Butcher	Rangeworthy	Driver	Nissan Primera Super Touring	2000
Class B:					
16	Martin Jones	Carmarthen	Driver	Rover 220 Turbo	1994
22	Brian Chatfield	Devizes	Driver	Toyota Carena	2000
31	Chris Crockett	Bath	Driver	Ford Mondeo	2000
34	Maurice Crockett	Bath	Driver	Ford Mondeo	2000
Class C:					
21	Cindy Pearce	St Davids	Driver	Rover 216 GTi	1590
32	Mark Chandler	Godmanchester	John G. Clifford Chemist	Rover Mini	1300
Class D:					
12	Clive Hayes	St Davids	Driver	Radical Clubsport	1100
44	Terry Brown	Carmarthen	Driver	Skoda Saloon	2900

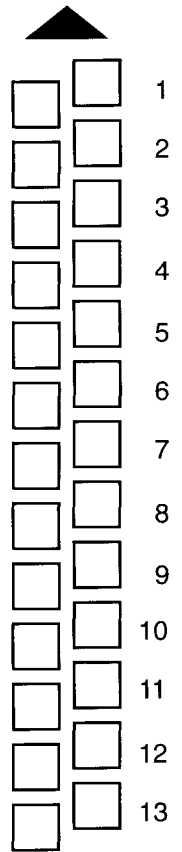
LAP RECORDS:

Class A: Alvin Powell (2200cc Ford Mondeo) 17/8/97: 1:01.16, 85.70mph/137.92km/h
Class A2: Brian Chatfield (2500cc Mercedes C190) 15/4/00: 0:59.06, 88.75mph/142.83km/h
Class B: Nigel Jones (2000cc Ford Sierra Cosworth Turbo) 21/9/97: 1:06.26, 79.11mph/127.31km/h
Class C: Mike Lamplough (1190cc Davrian Mk6) 3/9/93: 1:06.11, 79.42mph/127.81km/h
Class D: Terry Brown (290cc Skoda Saloon) 7/5/00: 0:58.83, 89.09mph/143.38km/h
Class E1: To be established
Class E2: To be established

POINTS

Positions after Donington Park October 1 twelfth round:

Class A1:		Class C:	
1	Nigel James	10	1 Cindy Pearce
2	Mark Clements	8	2 Mark Chandler
3	Martin Davies	3	3 Rhodri Jenkins
Class A2:		Class D:	
1	Alvin Powell	22	1 Clive Hayes
2	Christopher Crockett	11	2 Terry Brown
3	Brian Chatfield	9	3 Huw Williams
Class B:		Class E1:	
1	Martin Jones	32	Nil
2	Paul Dalton	6	
	Sean Jones	6	
		Class E2:	
		Nil	



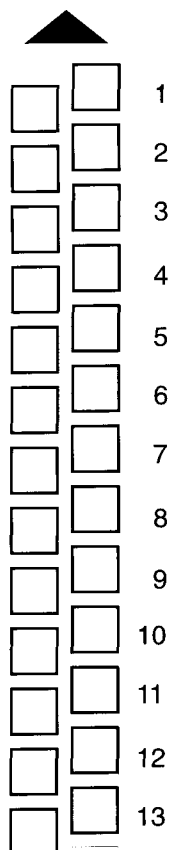
RESULTS: Race 1

1st	2nd	3rd	4th	5th	6th	7th	8th	9th	10th	11th	12th
Winner's Time	Speed	Fastest Lap: No	Time	Speed	Fastest Lap: No	Time	Speed	Fastest Lap: No	Time	Speed	Fastest Lap: No
Class A: Winner's Time	Speed	Fastest Lap: No	Time	Speed	Fastest Lap: No	Time	Speed	Fastest Lap: No	Time	Speed	Fastest Lap: No
Class A2: Winner's Time	Speed	Fastest Lap: No	Time	Speed	Fastest Lap: No	Time	Speed	Fastest Lap: No	Time	Speed	Fastest Lap: No
Class B: Winner's Time	Speed	Fastest Lap: No	Time	Speed	Fastest Lap: No	Time	Speed	Fastest Lap: No	Time	Speed	Fastest Lap: No
Class C: Winner's Time	Speed	Fastest Lap: No	Time	Speed	Fastest Lap: No	Time	Speed	Fastest Lap: No	Time	Speed	Fastest Lap: No
Class D: Winner's Time	Speed	Fastest Lap: No	Time	Speed	Fastest Lap: No	Time	Speed	Fastest Lap: No	Time	Speed	Fastest Lap: No

RESULTS: Race 10

1st	2nd	3rd	4th	5th	6th	7th	8th	9th	10th	11th	12th
Winner's Time	Speed	Fastest Lap: No	Time	Speed	Fastest Lap: No	Time	Speed	Fastest Lap: No	Time	Speed	Fastest Lap: No
Class A: Winner's Time	Speed	Fastest Lap: No	Time	Speed	Fastest Lap: No	Time	Speed	Fastest Lap: No	Time	Speed	Fastest Lap: No
Class A2: Winner's Time	Speed	Fastest Lap: No	Time	Speed	Fastest Lap: No	Time	Speed	Fastest Lap: No	Time	Speed	Fastest Lap: No
Class B: Winner's Time	Speed	Fastest Lap: No	Time	Speed	Fastest Lap: No	Time	Speed	Fastest Lap: No	Time	Speed	Fastest Lap: No
Class C: Winner's Time	Speed	Fastest Lap: No	Time	Speed	Fastest Lap: No	Time	Speed	Fastest Lap: No	Time	Speed	Fastest Lap: No
Class D: Winner's Time	Speed	Fastest Lap: No	Time	Speed	Fastest Lap: No	Time	Speed	Fastest Lap: No	Time	Speed	Fastest Lap: No

RACE 10 : 12 LAPS



BARC WALES/WRDA SPORTS AND SALOON CAR CHAMPIONSHIP

Permit No. CH00048

The 2000 Welsh Championship for Sports and Saloon Cars is organised and administered by the BARC (Wales) in association with the Welsh Racing Drivers' Association, and is supported by Pembrey Performance Driving School. The championship is for competitors participating in Modified or Production Sports and Saloon vehicles.

Classes: A1 - Modified Sports and Saloon Cars; A2 - Ex-Touring Cars; B - Production Saloons and One-make Saloons, and Modified Non-Turbo Saloons (1601cc-2000cc), Production Sports Cars (excluding Caterhams, Westfields and similar cars) up to 3-litre capacity; C - Modified and Production Cars up to 1600cc; D - Modified Cars, Darrian Cars and Vauxhall Caterham, Westfields and similar cars; E(1) Rally cars up to 1650cc; E(2) Rally cars over 1651cc.

Points in each class at each round (subject to number of starters): 5-3-2-1, plus 1 for fastest lap in class, plus 1 for all competitors participating in race at any events other than at Pembrey.

Awards in each class sat each round: Trophy; Championship - Trophy to overall winner, Trophy to each class winner.

Qualifying rounds: Pembrey April 15/16; Mondello April 30/May 1; Pembrey May 6/7; Pembrey 10/11; Ty Croes July 8/9, Silverstone August 5; Pembrey August 26/27; Mondello September 3; Ty Croes September 24; Donington Park October 1; Pembrey October 21/22



BRITISH AUTOMOBILE RACING CLUB QUALIFYING TIMES

BARC Wales/WRDA Welsh Sports and Saloon Car C'sh Qualifying Times for Race 1

BULLETIN NO; 5
POS NO CL NAME

ISSUED: 11.10

NAT ENTRY

TIME

LAPS

GAP

MPH

1	22	D	Brian CHATFIELD	Harrier	1:04.596	13		81.14
2	23	A2	Alvin POWELL	Ford Mondeo	1:06.837	8	2.241	78.42
3	44	D	Terry BROWN	Skoda Saloon	1:08.220	13	3.624	76.83
4	11	A	Graham HOLLIS	Ford Escort	1:08.939	13	4.343	76.03
5	34	B	Maurice CROCKETT	Ford Mondeo	1:09.082	8	4.486	75.87
6	36	A2	Keith BUTCHER	Nissan Primera Super T	1:09.190	13	4.594	75.75
7	88	B	Nigel BOWEN	Porsche 911	1:09.754	11	5.158	75.14
8	32	C	Mark CHANDLER	Rover Mini	1:11.095	12	6.499	73.72
9	9	A	Nigel JAMES	Ford Escort Cosworth	1:11.231	8	6.635	73.58
10	3	A	Martin DAVIES	Ford Sapphire Cosworth	1:12.268	5	7.672	72.53
11	12	D	Clive HAYES	Radical Clubsport	1:12.377	12	7.781	72.42
12	10	A	Mark CLEMENTS	Ford Sierra Sapphire C	1:12.680	12	8.084	72.11
13	13	C	Mike EDMONDS	Westfield SE Zetec	1:12.685	13	8.089	72.11
14	31	B	Chris CROCKETT	Ford Mondeo	1:12.851	6	8.255	71.95
15	16	B	Martin JONES	Rover 220 Turbo	1:14.923	12	10.327	69.96
16	21	C	Cindy PEARCE	Rover 216 GTi	1:21.266	11	16.670	64.49

GRID ON REVERSE

Cars 23 and 88 please use regulation side numbers
Weather / Track - Bright / Wet

MST sports timing

Pembrey
Circuit Length = 1.4560 miles.
Start: 10.53 End: 11.08

Clerk of Course:

Stewards:

Timekeeper:

www.mstworld.com

Issued - 11.10 Saturday, 21 October 2000

THESE RESULTS REMAIN PROVISIONAL FOR A MINIMUM OF 30 MINUTES FROM THE TIME OF ISSUE


ISSUED BY: The British Automobile Racing Club Ltd, Thruxton Circuit, Andover, Hampshire SP11 8PN
Tel: (01264 882200) Fax: (01264) 882233 e-mail: competitions@barc.net

BARC Wales/WRDA Welsh Sports and Saloon Car C'sh

Grid for Race 1

ROW 8	1:14.923 16 JONES	1:21.266 21 PEARCE
ROW 7	1:12.685 13 EDMONDS	1:12.851 31 CROCKETT
ROW 6	1:12.377 12 HAYES	1:12.680 10 CLEMENTS
ROW 5	1:11.231 9 JAMES	1:12.268 3 DAVIES
ROW 4	1:09.754 88 BOWEN	1:11.095 32 CHANDLER
ROW 3	1:09.082 34 CROCKETT	1:09.190 36 BUTCHER
ROW 2	1:08.220 44 BROWN	1:08.939 11 HOLLIS
ROW 1	1:04.596 22 CHATFIELD	1:06.837 23 POWELL

POLE



Weather / Track - Bright / Wet

MST sports timing

Pembrey
Circuit Length = 1.4560 miles.

Clerk of Course:

Stewards:

Timekeeper:





BRITISH AUTOMOBILE RACING CLUB

RACE RESULTS

BARC Wales/WRDA Welsh Sports and Saloon Car C'sh

Provisional Result Race 1

BULLETIN No: 18

ISSUED: 17.55

POS	NO	CL	NAME	NAT	ENTRY	TIME	LAPS	GAP	MPH	BEST
1	44	D	Terry BROWN		Skoda Saloon	8:16.836	8		84.40	1:00.275
2	22	D	Brian CHATFIELD		Harrier	8:19.313	8	2.477	83.98	1:00.568
3	3	A	Martin DAVIES		Ford Sapphire Cosworth	8:43.331	8	26.495	80.12	1:04.158
4	12	D	Clive HAYES		Radical Clubsport	8:45.057	8	28.221	79.86	1:02.815
5	11	A	Graham HOLLIS		Ford Escort	8:50.604	8	33.768	79.02	1:04.488
6	13	C	Mike EDMONDS		Westfield SE Zetec	8:55.207	8	38.371	78.34	1:03.507
7	9	A	Nigel JAMES		Ford Escort Cosworth	9:04.890	8	48.054	76.95	1:05.608
8	10	A	Mark CLEMENTS		Ford Sierra Sapphire C	9:05.552	8	48.716	76.86	1:04.627
9	23	A2	Alvin POWELL		Ford Mondeo	9:13.067	8	56.231	75.81	1:00.376
10	32	C	Mark CHANDLER		Rover Mini	9:16.034	8	59.198	75.41	1:07.701
11	16	B	Martin JONES		Rover 220 Turbo	8:27.519	7	1 LAP	72.29	1:09.542
12	21	C	Cindy PEARCE		Rover 216 GTi	9:14.374	7	1 LAP	66.18	1:14.884

NOT CLASSIFIED

88	B	Nigel BOWEN	Porsche 911				0	D.N.F.	N/A	
----	---	-------------	-------------	--	--	--	---	--------	-----	--

FASTEST LAP

44	D	Terry BROWN	Skoda Saloon		1:00.275	8	86.96mph	139.95kph
23	A2	Alvin POWELL	Ford Mondeo		1:00.376	3	86.81mph	139.71kph
13	C	Mike EDMONDS	Westfield SE Zetec		1:03.507	3	82.53mph	132.82kph
3	A	Martin DAVIES	Ford Sapphire Cosworth		1:04.158	4	81.69mph	131.48kph
16	B	Martin JONES	Rover 220 Turbo		1:09.542	7	75.37mph	121.30kph

RACE INCIDENTS

17.43 RACE START

17.44 Post 1 reported No 21 spun and continued

17.45 Post 5 reported No 88 spun and retired on his 1st lap

17.51 CHEQUERED FLAG

Car 36 Excluded under J15 2
Weather / Track - Bright / Dry

Pembrey
Circuit Length = 1.4560 miles.
Start: 17.43

MST sports timing

Clerk of Course

Stewards

Timekeeper

www.mstworld.com

Issued - 17:55 Saturday 21 October 2000

THESE RESULTS REMAIN PROVISIONAL FOR A MINIMUM OF 30 MINUTES FROM THE TIME OF ISSUE

ISSUED BY: The British Automobile Racing Club Ltd, Thruxton Circuit, Andover, Hampshire SP11 8PN
Tel: (01264 882200) Fax: (01264) 882233 e-mail: competitions@barc.net



BRITISH AUTOMOBILE RACING CLUB QUALIFYING TIMES

BARC Wales/WRDA Welsh Sports and Saloon Car C'sh Qualifying Times for Race 10

BULLETIN NO: 26
POS NO CL NAME

NAT ENTRY

ISSUED: 10.35

TIME LAPS GAP MPH

POS	NO	CL	NAME	NAT	ENTRY	TIME	LAPS	GAP	MPH
1	44	D	Terry BROWN		Skoda Saloon	58.737	15		89.23
2	22	D	Brian CHATFIELD		Harrier	59.668	10	0.931	87.84
3	23	A2	Alvin POWELL		Ford Mondeo	1:02.130	9	3.393	84.36
4	12	D	Clive HAYES		Radical Clubsport	1:02.505	15	3.768	83.85
5	36	A2	Keith BUTCHER		Nissan Primera Super T	1:02.570	13	3.833	83.77
6	3	A	Martin DAVIES		Ford Sapphire Cosworth	1:02.620	8	3.883	83.70
7	10	A	Mark CLEMENTS		Ford Sierra Sapphire C	1:04.684	10	5.947	81.03
8	31	B	Chris CROCKETT		Ford Mondeo	1:04.880	14	6.143	80.78
9	11	A	Graham HOLLIS		Ford Escort	1:04.940	9	6.203	80.71
10	9	A	Nigel JAMES		Ford Escort Cosworth	1:06.243	8	7.506	79.12
11	32	C	Mark CHANDLER		Rover Mini	1:07.696	12	8.959	77.42
12	16	B	Martin JONES		Rover 220 Turbo	1:09.278	9	10.541	75.66
13	21	C	Cindy PEARCE		Rover 216 GTi	1:10.052	12	11.315	74.82
14	88	B	Nigel BOWEN		Porsche 911	1:24.516	4	25.779	62.01

GRID ON REVERSE

Weather / Track - Cloudy / Dry

MST sports timing

Pembrey
Circuit Length = 1.4560 miles.
Start: 10.18

Clerk of Course.	Stewards.	Timekeeper
------------------	-----------	------------

www.mstworld.com

Issued: 10.35 Sunday, 22 October 2000

THESE RESULTS REMAIN PROVISIONAL FOR A MINIMUM OF 30 MINUTES FROM THE TIME OF ISSUE

ISSUED BY: The British Automobile Racing Club Ltd, Thruxton Circuit, Andover, Hampshire SP11 8PN
Tel: (01264 882200) Fax: (01264) 882233 e-mail: competitions@barc.net



BRITISH AUTOMOBILE RACING CLUB

RACE RESULTS

BARC Wales/WRDA Welsh Sports and Saloon Car C'sh Provisional Result Race 10

BULLETIN No; 36

ISSUED: 14.11

POS	NO	CL	NAME	NAT	ENTRY	TIME	LAPS	GAP	MPH	BEST
1	44	D	Terry BROWN		Skoda Saloon	12:11.907	12		85.93	59.416
2	12	D	Clive HAYES		Radical Clubsport	12:44.560	12	32.653	82.26	1:01.768
3	23	A2	Alvin POWELL		Ford Mondeo	12:50.109	12	38.202	81.67	1:02.754
4	36	A2	Keith BUTCHER		Nissan Primera Super T	13:08.707	12	56.800	79.75	1:03.565
5	3	A	Martin DAVIES		Ford Sapphire Cosworth	13:09.054	12	57.147	79.71	1:03.618
6	11	E2	Graham HOLLIS		Ford Escort	13:13.749	12	1:01.842	79.24	1:04.432
7	10	A	Mark CLEMENTS		Ford Sierra Sapphire C	13:14.455	12	1:02.548	79.17	1:04.383
8	31	A2	Chris CROCKETT		Ford Mondeo	12:17.396	11	1 LAP	78.19	1:04.667
9	9	A	Nigel JAMES		Ford Escort Cosworth	12:22.093	11	1 LAP	77.69	1:04.624
10	88	A2	Nigel BOWEN		Vauxhall Cavalier	12:36.127	11	1 LAP	76.25	1:05.892
11	21	C	Cindy PEARCE		Rover 216 GTi	13:00.900	11	1 LAP	73.83	1:08.493

NOT CLASSIFIED

22	D	Brian CHATFIELD		Harrier	10:11.382	10	D.N.F.	85.73	59.331
16	B	Martin JONES		Rover 220 Turbo	11:48.298	10	D.N.F.	74.00	1:08.952
32	C	Mark CHANDLER		Rover Mini	7:59.290	7	D.N.F.	76.55	1:06.963

FASTEST LAP

22	D	Brian CHATFIELD		Harrier	59.331	3	86.34mph	142.17kph
23	A2	Alvin POWELL		Ford Mondeo	1:02.754	4	83.52mph	134.42kph
3	A	Martin DAVIES		Ford Sapphire Cosworth	1:03.618	5	82.39mph	132.59kph
11	E2	Graham HOLLIS		Ford Escort	1:04.432	3	81.35mph	130.92kph
32	C	Mark CHANDLER		Rover Mini	1:06.963	3	78.27mph	125.97kph
16	B	Martin JONES		Rover 220 Turbo	1:08.952	9	76.01mph	122.33kph

RACE INCIDENTS

- 13.58 RACE START
- 13.59 Post 1/2 reported No 9 spun and continued
- 14.07 Post 3 reported No 32 retired on his 8th lap
- 14.10 Post 1 reported No's 3 & 36 made contact, both continued
- 14.10 CHEQUERED FLAG

Weather / Track - Cloudy / Dry

MST sports timing

Pembrey
Circuit Length = 1.4560 miles.
Start: 13.58

Clerk of Course

Stewards

Timekeeper

www.mstworld.com

issued - 14.11 Sunday 22 October 2006

THESE RESULTS REMAIN PROVISIONAL FOR A MINIMUM OF 30 MINUTES FROM THE TIME OF ISSUE

ISSUED BY: The British Automobile Racing Club Ltd, Thruxton Circuit, Andover, Hampshire SP11 8PN
Tel: (01264 882200) Fax: (01264) 882233 e-mail: competitions@barc.net



BRITISH AUTOMOBILE RACING CLUB QUALIFYING TIMES

BARC Wales/WRDA Welsh Sports and Saloon Car C'sh Qualifying Times for Race 1

BULLETIN NO; 5
POS NO CL NAME

ISSUED: 11.10

			NAT	ENTRY	TIME	LAPS	GAP	MPH	
1	22	D		Brian CHATFIELD	Harrier	1:04.596	13		81.14
2	23	A2		Alvin POWELL	Ford Mondeo	1:06.837	8	2.241	78.42
3	44	D		Terry BROWN	Skoda Saloon	1:08.220	13	3.624	76.83
4	11	A		Graham HOLLIS	Ford Escort	1:08.939	13	4.343	76.03
5	34	B		Maurice CROCKETT	Ford Mondeo	1:09.082	8	4.486	75.87
6	36	A2		Keith BUTCHER	Nissan Primera Super T	1:09.190	13	4.594	75.75
7	88	B		Nigel BOWEN	Porsche 911	1:09.754	11	5.158	75.14
8	32	C		Mark CHANDLER	Rover Mini	1:11.095	12	6.499	73.72
9	9	A		Nigel JAMES	Ford Escort Cosworth	1:11.231	8	6.635	73.58
10	3	A		Martin DAVIES	Ford Sapphire Cosworth	1:12.268	5	7.672	72.53
11	12	D		Clive HAYES	Radical Clubsport	1:12.377	12	7.781	72.42
12	10	A		Mark CLEMENTS	Ford Sierra Sapphire C	1:12.680	12	8.084	72.11
13	13	C		Mike EDMONDS	Westfield SE Zetec	1:12.685	13	8.089	72.11
14	31	B		Chris CROCKETT	Ford Mondeo	1:12.851	6	8.255	71.95
15	16	B		Martin JONES	Rover 220 Turbo	1:14.923	12	10.327	69.96
16	21	C		Cindy PEARCE	Rover 216 GTi	1:21.266	11	16.670	64.49

GRID ON REVERSE

Cars 23 and 88 please use regulation side numbers
Weather / Track - Bright / Wet

MST sports timing

Pembrey
Circuit Length = 1.4560 miles.
Start: 10.53 End: 11.08

Clerk of Course

Stewards

Timekeeper

www.mstworld.com

Issued - 11 10 Saturday, 21 October 2000

THESE RESULTS REMAIN PROVISIONAL FOR A MINIMUM OF 30 MINUTES FROM THE TIME OF ISSUE

ISSUED BY: The British Automobile Racing Club Ltd, Thruxton Circuit, Andover, Hampshire SP11 8PN
Tel: (01264 882200) Fax: (01264) 882233 e-mail: competitions@barc.net