





THE WELSH SUPERPRIX

BRITISH FORMULA THREE CHAMPIONSHIPS




PEMBREY

Saturday 31st August/
Sunday 1st September 1996

OFFICIAL PROGRAMME £2

ORGANISED BY THE
BRITISH AUTOMOBILE RACING CLUB



BULLETIN NO: 18

ISSUED: 16.08

PROVISIONAL QUALIFYING SESSION

P&P SUPPLIES WELSH SPORTS & SALOONS

| POS | NO. | CI DRIVER | CAR | TIME | ON LAP | BEHIND | KPH | MPH |
|-----|-----|-------------------|------------------------|---------|--------|--------|--------|-------|
| 1 | 44 | D Terry BROWN | Darrian T9 | 1:00.66 | 4 | | 139.06 | 86.40 |
| 2 | 11 | A Graham HOLLIS | Ford Sierra Cosworth | 1:03.33 | 9 | 2.67 | 133.19 | 82.76 |
| 3 | 23 | A Alvin POWELL | Ford Sierra Cosworth | 1:04.19 | 4 | 3.53 | 131.41 | 81.65 |
| 4 | 1 | A Martin DAVIES | Ford Sapphire Cosworth | 1:04.27 | 3 | 3.61 | 131.25 | 81.55 |
| 5 | 18 | A Mike SCHMIDT | Ford Sapphire Cosworth | 1:04.27 | 7 | 3.61 | 131.25 | 81.55 |
| 6 | 36 | A Keith BUTCHER | Ford Escort Cosworth | 1:04.57 | 4 | 3.91 | 130.64 | 81.17 |
| 7 | 68 | B Richard HOWARD | Westfield SEi | 1:05.22 | 13 | 4.56 | 129.33 | 80.36 |
| 8 | 99 | B Carl WEBSTER | Westfield SEi | 1:05.52 | 9 | 4.86 | 128.74 | 80.00 |
| 9 | 10 | B Chris RANDALL | BMW 325i | 1:07.83 | 5 | 7.17 | 124.36 | 77.27 |
| 10 | 4 | A Trevor FORD | BMW M6 | 1:08.44 | 12 | 7.78 | 123.25 | 76.58 |
| 11 | 5 | C Glynne JONES | Ford Anglia | 1:11.27 | 4 | 10.61 | 118.36 | 73.54 |
| 12 | 54 | C Richard RYDER | Honda CRX | 1:11.64 | 9 | 10.98 | 117.74 | 73.16 |
| 13 | 69 | C Nigel JONES | Honda CRX | 1:12.21 | 6 | 11.55 | 116.81 | 72.58 |
| 14 | 53 | B Mark CAPEWELL | BMW 535i | 1:12.24 | 10 | 11.58 | 116.77 | 72.55 |
| 15 | 22 | B Nigel MOSLEY | BMW | 1:12.25 | 8 | 11.59 | 116.75 | 72.54 |
| 16 | 8 | B Nigel BOWDEN | Porsche 911RS | 1:12.50 | 12 | 11.84 | 116.35 | 72.29 |
| 17 | 38 | C Larry PHILLIPS | Rover 216GTi | 1:12.80 | 9 | 12.14 | 115.87 | 72.00 |
| 18 | 52 | C Martyn SMITH | Honda CRX | 1:15.17 | 11 | 14.51 | 112.21 | 69.72 |
| 19 | 15 | C Nicholas KERN | Honda CRX | 1:17.18 | 8 | 16.52 | 109.29 | 67.91 |
| 20 | 14 | D Graham COLE | Darrian T90 | 1:18.97 | 4 | 18.31 | 106.81 | 66.37 |
| 21 | 20 | B Philip SHEPHERD | BMW 320i | 1:24.72 | 3 | 24.06 | 99.56 | 61.86 |

AMENDMENTS TO PROGRAMME

ADD: No 32 Mark Smith Pinner BMW M3 2300 Class B
ADD: No 54 Richard Ryder Bristol Honda CRX 1600 Class C
ADD: No 15 Graham Cole Carphilly Darrian T90 2314 Class D
ADD: No 52 Martyn Smith Chippenham Honda CRX 1600 Class C
ADD: No 11 Graham Hollis Carmarthen Sierra Cosworth 1993 Class A

GRID ON REVERSE

UNISYS service

BARC - PEMBREY



MST sports timing

DATE - 31-08-96

START - 15:42

WEATHER/TRACK - BRIGHT / DRY

GRID FOR RACE 16
P&P SUPPLIES WELSH SPORTS & SALOONS

| | | | |
|----|---------------------------------|----|---------------------------------|
| 21 | 20 SHEPHERD ----- 1:24.72 | 20 | 14 COLE ----- 1:18.97 |
| 19 | 15 KERN ----- 1:17.18 | 18 | 52 SMITH ----- 1:15.17 |
| 17 | 38 PHILLIPS ----- 1:12.80 | 16 | 8 BOWDEN ----- 1:12.50 |
| 15 | 22 MOSLEY ----- 1:12.25 | 14 | 53 CAPEWELL ----- 1:12.24 |
| 13 | 69 JONES ----- 1:12.21 | 12 | 54 RYDER ----- 1:11.64 |
| 11 | 5 JONES ----- 1:11.27 | 10 | 4 FORD ----- 1:08.44 |
| 9 | 10 RANDALL ----- 1:07.83 | 8 | 99 WEBSTER ----- 1:05.52 |
| 7 | 68 HOWARD ----- 1:05.22 | 6 | 36 BUTCHER ----- 1:04.57 |
| 5 | 18 SCHMIDT ----- 1:04.27 | 4 | 1 DAVIES ----- 1:04.27 |
| 3 | 23 POWELL ----- 1:04.19 | 2 | 11 HOLLIS ----- 1:03.33 |
| 1 | 44 BROWN ----- 1:00.66 | | |

POLE POSITION

UNISYS service

BARC - PEMBREY



MST sports timing

DATE - 31-08-96

START - 15:42

WEATHER/TRACK - BRIGHT / DRY

BULLETIN No 37

ISSUED: 17.50

PROVISIONAL RESULTS RACE 16

P&P SUPPLIES WELSH SPORTS & SALOONS

| POS | NO. | CI | DRIVER | CAR | LAPS | RACE TIME | BEHIND | KPH | MPH | BEST LAP | ON | KPH | MPH |
|-----|-----|----|-------------------|------------------------|------|-------------|--------|--------|-------|----------|----|--------|-------|
| 1 | 44 | | D Terry BROWN | Darrian T9 | 10 | 00:10:28.72 | | 134.17 | 83.36 | 1:00.70 | 4 | 138.97 | 86.35 |
| 2 | 1 | | A Martin DAVIES | Ford Sapphire Cosworth | 10 | 00:10:55.42 | 26.70 | 128.70 | 79.97 | 1:03.99 | 2 | 131.82 | 81.91 |
| 3 | 18 | | A Mike SCHMIDT | Ford Sapphire Cosworth | 10 | 00:10:55.69 | 26.97 | 128.65 | 79.94 | 1:03.86 | 2 | 132.09 | 82.07 |
| 4 | 36 | | A Keith BUTCHER | Ford Escort Cosworth | 10 | 00:11:00.92 | 32.20 | 127.63 | 79.30 | 1:04.51 | 3 | 130.76 | 81.25 |
| 5 | 99 | | B Carl WEBSTER | Westfield SEi | 10 | 00:11:01.13 | 32.41 | 127.59 | 79.28 | 1:04.31 | 5 | 131.16 | 81.50 |
| 6 | 23 | | A Alvin POWELL | Ford Sierra Cosworth | 10 | 00:11:18.38 | 49.66 | 124.34 | 77.26 | 1:05.87 | 3 | 128.06 | 79.57 |
| 7 | 4 | | A Trevor FORD | BMW M6 | 9 | 00:10:31.74 | 1 LAP | 120.17 | 74.67 | 1:08.78 | 5 | 122.64 | 76.20 |
| 8 | 5 | | C Glynne JONES | Ford Anglia | 9 | 00:10:41.46 | 1 LAP | 118.35 | 73.54 | 1:09.49 | 4 | 121.39 | 75.42 |
| 9 | 53 | | B Mark CAPEWELL | BMW 535i | 9 | 00:10:58.50 | 1 LAP | 115.29 | 71.63 | 1:10.70 | 3 | 119.31 | 74.13 |
| 10 | 8 | | B Nigel BOWDEN | Porsche 911RS | 9 | 00:11:03.31 | 1 LAP | 114.45 | 71.11 | 1:12.08 | 4 | 117.03 | 72.71 |
| 11 | 54 | | C Richard RYDER | Honda CRX | 9 | 00:11:21.87 | 1 LAP | 111.34 | 69.18 | 1:14.00 | 4 | 113.99 | 70.83 |
| 12 | 38 | | C Larry PHILLIPS | Rover 216GTi | 9 | 00:11:29.48 | 1 LAP | 110.11 | 68.42 | 1:14.57 | 9 | 113.12 | 70.29 |
| 13 | 15 | | C Nicholas KERN | Honda CRX | 9 | 00:11:29.56 | 1 LAP | 110.09 | 68.41 | 1:14.24 | 4 | 113.62 | 70.60 |
| 14 | 52 | | C Martyn SMITH | Honda CRX | 9 | 00:11:30.20 | 1 LAP | 109.99 | 68.34 | 1:14.30 | 4 | 113.53 | 70.54 |
| 15 | 20 | | B Philip SHEPHERD | BMW 320i | 8 | 00:10:31.64 | 2 LAPS | 106.83 | 66.38 | 1:13.09 | 5 | 115.41 | 71.71 |

NOT CLASSIFIED

| | | | | | | | | | | | | | |
|----|--|--|-----------------|----------------------|---|-------------|--------|--------|-------|---------|---|--------|-------|
| 11 | | | A Graham HOLLIS | Ford Sierra Cosworth | 5 | 00:05:32.77 | D.N.F. | 126.74 | 78.75 | 1:03.90 | 5 | 132.01 | 82.02 |
| 14 | | | D Graham COLE | Darrian T90 | 4 | 00:04:34.91 | D.N.F. | 122.73 | 76.26 | 1:02.78 | 3 | 134.36 | 83.49 |
| 69 | | | C Nigel JONES | Honda CRX | 4 | 00:05:17.34 | D.N.F. | 106.32 | 66.06 | 1:12.90 | 3 | 115.71 | 71.90 |

FASTEST LAP

| | | | | | | | | | |
|----|--|--|----------------|------------------------|---------|--------|---|------------|-----------|
| 44 | | | D Terry BROWN | Darrian T9 | 1:00.70 | on lap | 4 | 138.97 KPH | 86.35 MPH |
| 18 | | | A Mike SCHMIDT | Ford Sapphire Cosworth | 1:03.86 | on lap | 2 | 132.09 KPH | 82.07 MPH |
| 99 | | | B Carl WEBSTER | Westfield SEi | 1:04.31 | on lap | 5 | 131.16 KPH | 81.50 MPH |
| 5 | | | C Glynne JONES | Ford Anglia | 1:09.49 | on lap | 4 | 121.39 KPH | 75.42 MPH |

LAP RECORD CLASSES B & D

AMENDMENTS TO PROGRAMME AND RACE INCIDENTS
ON REVERSE

NON-STARTERS - 10 22 68

UNISYS service

BARC - PEMBREY

MST sports timing

DATE - 01-09-96

START - 17:25

WEATHER/TRACK - BRIGHT / DRY