

HISTORIC CAR RACES



SUNDAY 13th AUGUST 1995

Organised by

Official Programme

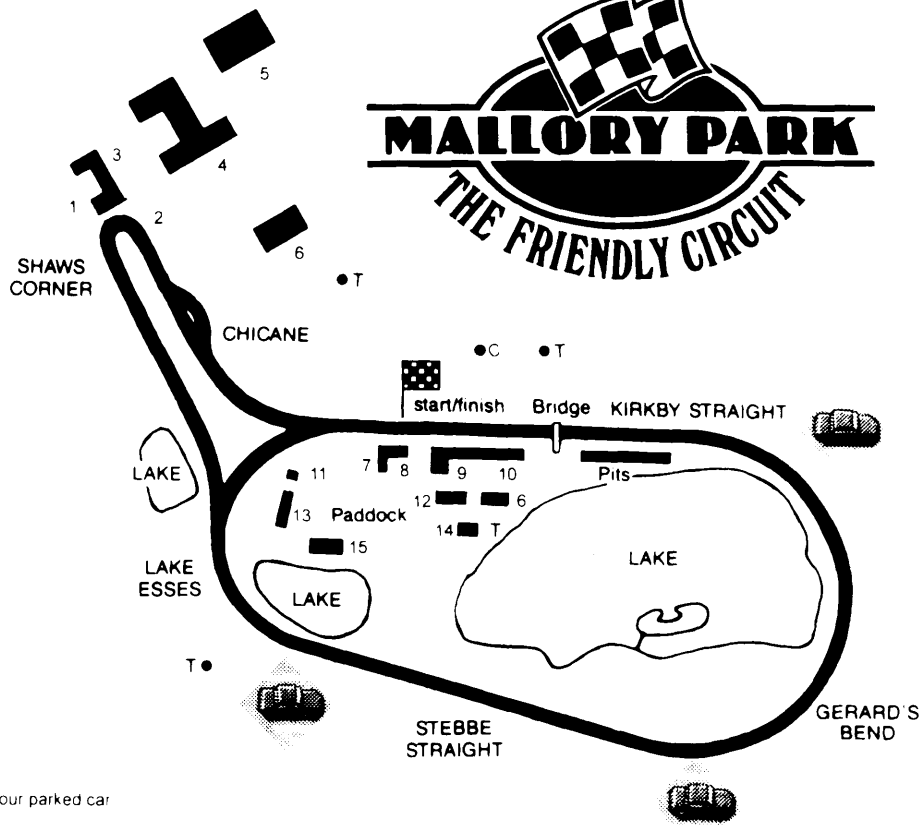
£2.00



Circuit Lenth
 1 37 miles (with chicane)
 1 35 miles (without chicane)
 1 00 miles (oval)



- 1 Circuit office
- 2 Hairpin gate
- 3 Workshops
- 4 Coach House Inn
- 5 Mallory Park Centre
- 6 Shop
- 7 Race control
- 8 Medical centre
- 9 Press box
- 10 Hospitality suites
- 11 Petrol pumps
- 12 Race administration offices
- 13 Scrutineering bay
- 14 Competitors changing room
- 15 Lakeside cafeteria & bar
- C Childrens play area
- T Toilets



PARK 'N' VIEW

See the circuit from your parked car

MALLORY PARK LAP SPEED TABLE - 1.35 MILES

M.SECONDS	.0	.1	.2	.3	.4	.5	.6	.7	.8	.9
0:40	121.50	121.20	120.90	120.60	120.30	120.00	119.70	119.41	119.21	118.83
0:41	118.54	118.25	117.96	117.68	117.39	117.11	116.83	116.55	116.27	115.99
0:42	115.71	115.44	115.17	114.89	114.62	114.35	114.08	113.82	113.55	113.29
0:43	113.02	112.76	112.50	112.24	111.98	111.72	111.47	111.21	110.96	110.71
0:44	110.45	110.20	109.95	109.71	109.46	109.21	108.97	108.72	108.48	108.24
0:45	108.00	107.76	107.52	107.28	107.05	106.81	106.58	106.35	106.011	105.88
0:46	105.65	105.42	105.19	04.97	104.74	104.52	104.29	104.07	103.85	103.62
0:47	103.40	103.18	102.97	102.75	102.53	102.32	102.10	101.89	101.67	101.46
0:48	101.25	101.04	100.83	100.62	100.41	100.21	100.00	99.79	99.59	99.39
0:49	99.18	98.98	98.78	98.58	98.38	98.18	97.99	97.79	97.59	97.39
0:50	97.20	97.01	96.81	96.62	96.43	96.24	96.05	95.86	95.67	95.48
0:51	95.29	95.11	94.92	94.74	94.55	94.37	94.19	94.00	93.82	93.64
0:52	93.46	93.28	93.10	92.93	92.75	92.57	92.40	92.22	92.05	91.87
0:53	91.70	91.53	91.35	91.18	91.01	90.84	90.67	90.50	90.33	90.17
0:54	90.00	89.83	89.67	89.50	89.34	89.17	89.01	88.85	88.69	88.52
0:55	88.36	88.20	88.04	87.88	87.73	87.57	87.41	87.25	87.10	86.94
0:56	86.79	86.63	86.48	86.32	86.17	86.02	85.87	85.71	85.56	85.41
0:57	85.26	85.11	84.97	84.82	84.67	84.52	84.38	84.23	84.08	83.94
0:58	83.79	83.65	83.51	83.36	83.22	83.08	82.94	82.79	82.65	82.51
0:59	82.37	82.23	82.09	81.96	81.82	81.68	81.54	81.41	81.27	81.14
1:00	81.00	80.87	80.73	80.60	80.46	80.33	80.20	80.07	79.93	79.80
1:01	79.67	79.54	79.41	79.28	79.15	79.02	78.90	78.77	78.64	78.51
1:02	78.39	78.26	78.14	78.01	77.88	77.76	77.64	77.51	77.39	77.27
1:03	77.14	77.02	76.90	76.78	76.66	76.54	76.42	76.30	76.18	76.06
1:04	75.95	75.82	75.70	75.58	75.47	75.35	75.23	75.12	75.00	74.88
1:05	74.77	74.65	74.54	74.43	74.31	74.20	74.09	73.97	73.86	73.75
1:06	73.64	73.52	73.41	73.30	73.19	73.08	72.97	72.86	72.75	72.65
1:07	72.54	72.43	72.32	72.21	72.11	72.00	71.89	71.79	71.68	71.58
1:08	71.47	71.37	71.26	71.16	71.05	70.95	70.85	70.74	70.64	70.54
1:09	70.43	70.33	70.23	70.13	70.03	69.93	69.83	69.73	69.63	69.53

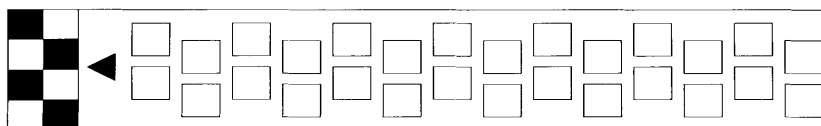
RACE 9 12 LAPS

JCC BRIDGESTONE JAGUAR XK SALOON CHALLENGE WITH WRDA CHAMPIONSHIP

No	Driver/Hometown	Entrant	Car	cc	Year	Colour	Reg No
<i>Class A: Pre 1968 Modified Road Going</i>							
1	George Page/Salford	Driver	Jaguar 340	3800	1967	Red	EMA 119 F
8	Tony Cavell/Southampton	Driver	Jaguar 420	4200	1966	Blue	EAW 784 D
6	Rupert Nichols/London	Driver	Jaguar MkIII	3800	1968	Maroon	TYV 593 F
14	Toby Dalton/Hayes End	Driver	Jaguar MkII	3800	1964	Grey	AUO 981 B
15	Mark Liddle/Sandbach	Driver	Jaguar MkI	3800	1975	Green	
19	Alec Ward/Bewdley	Driver	Jaguar MkII	3800	1966	Red	PDH 565 E
29	Alec Hammond/Abingdon	Driver	Jaguar MkII	3800	1967	Blue	
47	Roger Cope/Aylesbury	Driver	Jaguar MkII	3800	1961	BRG	395 JOD
<i>Class B: Pre 1968 Standard Road going</i>							
5	Keith Buckingham/Bournemouth	Driver	Jaguar MkII	3781	1963	Red	928 CLJ
17	Charlie Saunder/London	Driver	Jaguar 420	4200	1967	Green	PLU 713 E
<i>Class C: Jaguar Mk1&2, 240 (2.4 litre engines only)</i>							
40	John Baines/Isle of Man	Driver	Jaguar MkI	2400	1957	White	
44	Pat Callis/Leicester	Driver	Jaguar MkI	2400	1956	Black/Red	SFF 291
50	Graham Warwick/Isle of Man	Driver	Jaguar MkI	2400	1957	Green/Silver	ULD 4
<i>Class D: XJ6 cars only</i>							
10	Martin Sutherland/Twickenham	Driver	Jaguar XJ6	4200	1976	White/Black	OCH 699 P
28	Richard Kindell/Sheffield	Driver	Jaguar XJ6	4235	1976	BRG	514 GXR
32	Bernard Whelan/Knutstord	Driver	Jaguar XJ6	4200	1972	Brown	AUN 362 L

WRDA CHAMPIONSHIP

11	Martin Davies/Haverfordwest	Driver	Ford Sierra Cosworth	2000	1989	White/Red	
18	Roger Dowden/Llanelli	Automotive Engineering at Swansea Institute	Darrian T90	1400	1995	White	
22	Blake Edwards/Pontypridd	Driver	Sierra Capri				
23	Alvin Powell/Rhondda	Driver	Sierra Ford Cosworth	2000	1986	White	
25	Mathew Manderson/Surbiton	Driver	Darrian T90	1700	1989	Red	
33	Peter Goring/London	Driver	For Mustang	4700	1965	Blue/White	
36	Keith Butcher/Bristol	Driver	Ford Escort Cosworth			White	
51	Glynn Jones/Lampeter	Driver	Ford Anglia	1600	1960	White/Red	
69	Colin Williams/Dinas Powis	Driver	Ford Sierra Cosworth	1998		White	
95	Warwick Banks/Bourne	Driver	MGB GT	3900	1974	White	



RESULTS:

1st.....2nd.....3rd.....4th.....5th.....6th.....7th.....8th.....9th.....10th.....11th.....12th.....
 Winner's Time Speedmph Fastest Lap: No Time Speedmph
 Class A: 1st..... 2nd Winner's Time Speedmph Fastest Lap: No Time Speedmph
 Class B: 1st..... 2nd Winner's Time Speedmph Fastest Lap: No Time Speedmph
 Class C: 1st..... 2nd Winner's Time Speedmph Fastest Lap: No Time Speedmph
 Class D: 1st..... 2nd Winner's Time Speedmph Fastest Lap: No Time Speedmph
 Class W: 1st..... 2nd Winner's Time Speedmph Fastest Lap: No Time Speedmph

FLAG SIGNALS

Blue/Steady: Another competitor is close **Waved:** Another competitor is trying to pass.

White: Service vehicle or very slow car on circuit.

Yellow/Steady: Danger ahead, no overtaking, slow down.

Yellow/Waved: Great danger ahead, no overtaking, slow down, be prepared to stop.

Yellow with Red Stripes: Slippery surface ahead.

Green: Proceed, hazard indicated has been cleared.

Red: Stop racing, proceed slowly to pits or startline as instructed by marshals; (at startline and individual marshals posts) race stopped.

Black/Orange Disc displayed with White number: Warning of mechanical failure which might not be obvious to driver, call into pits immediately.

Black/White rectangular with White number: Warning to driver that his behaviour (i.e. corner cutting) is suspect and he may be black flagged.

Black display with White number: Driver must call in immediately and report to the Clerk of the Course.

Black/White Chequered: End of race.

Races are started using a system of red/green traffic lights.

LAURENT-PERRIER – THE WINNERS CHAMPAGNE

The P+P Supplies

1995 Welsh Sports & Saloon Car Championship

Jointly administered by BARC Wales & Welsh Racing Drivers Association

RACMSA Permit No. CH 95125

PRACTICE 9

JCC BRIDGESTONE XK SALOONS & WRDA CHAMP

Pos	No	Cl	Driver	Car	Time	MPH	Km/H
1	95	W	Watwick Banks	MGB GT	0:50.9	95.48	153.68
2	25	W	Matthew Manderson	Darran 190	0:51.3	94.73	152.47
3	36	W	Keith Patcher	Ford Escort Cosworth	0:52.8	92.04	148.15
4	11	W	Martin Davies	Ford Sierra Cosworth	0:53.0	91.69	147.60
5	49				0:54.3	89.50	144.06
6	18	W	Roger Dowden	Darran 190	0:55.2	88.04	141.71
7	51	W	Glynne Jones	Ford Anglia	0:55.9	86.74	139.94
8	22	W	Blake Edwards	Hillman Imp	0:58.2	83.50	134.41
9	47	A	Roger Cope	Jaguar MkII	0:59.0	82.37	132.58
10	10	D	Martin Sutherland	Jaguar XJ6	0:59.5	81.68	131.47
11	1	A	George Page	Jaguar 340	0:59.5	81.68	131.47
12	14	A	Toby Dalton	Jaguar MkII	0:59.8	81.27	130.81
13	29	A	Alec Hammond	Jaguar MkII	1: 0.1	80.86	130.16
14	8	A	Tony Cavell	Jaguar 420	1: 0.6	80.19	129.08
15	19	A	Andrew Ward	Jaguar MkII	1: 1.9	78.51	126.37
16	28	D	Richard Kindell	Jaguar XJ6	1: 2.3	78.00	125.56
17	5	B	Keith Buckingham	Jaguar MkII	1: 3.5	76.53	123.19
18	6	B	Rupert Nichole	Jaguar MkII	1: 3.9	76.05	122.42
19	17	B	Charlie Saunder	Jaguar 420	1: 5.4	74.31	119.61
20	44	C	Pat Callis	Jaguar MkI	1:21.2	59.85	96.33
21	15	A	Mark Liddle	Jaguar MkII	NS		
22	40	C	John Baines	Jaguar MkI	NS		
23	50	C	Graham Warwick	Jaguar MkI	NS		
24	32	D	Bernard Whelan	Jaguar XJ6	NS		
25	23	W	Alvin Powell	Sierra Ford Cosworth	NS		
26	69	W	Colin Williams	Ford Sierra Cosworth	NS		
27	33	W	Peter Goring	Ford Mustang	NS		

COMMENTS : Car 63 qualified out of session

DATE : 13-08-95

START : 12:19

ISSUED : 12:51

AMOC MALLORY PARK

MOTLEY CREW TIMERS

MST sports timing

B D Coker
CJC



BULLETIN NO. 13

Issued at: 13.15

Weather: Sunny

Circuit: Dry

In association with

Texaco • West Wales Rally Spares • Brecon Motors • Team Duffee Engineering

The P+P Supplies

1995 Welsh Sports & Saloon Car Championship
 Jointly administered by BARC Wales & Welsh Racing Drivers Association

RACMSA Permit No. CH95125

PROVISIONAL RESULTS - RACE 2

1000 METRES SALOON & BEVO CHAMP

17 Laps 16.20 Miles 26.07 Kms

Pos	No	Driver	Laps	Time	Behind	MPH	KMH	Best	MPH	KMH
1	25	Matthew Banks	17	10:28.6		92.77	149.33	0:51.2	94.92	152.76
2	25	Matthew Handerson	17	10:38.7	0:10.1	91.31	148.92	0:51.1	95.10	153.05
3	4	Kath Butcher	17	10:41.8	0:13.2	90.86	148.26	0:51.9	93.64	150.70
4	14	Martin Davies	17	10:44.5	0:14.9	90.62	148.87	0:52.3	92.32	149.54
5	6	Colin Williams	17	11:16.2	0:47.6	86.24	138.82	0:53.7	90.50	145.65
6	51	Glyne Jones	11	10:28.6		85.04	138.89	0:55.5	87.56	140.91
7	22	Steve Edwards	11	10:43.8		83.03	133.66	0:56.8	85.56	137.70
8	1	George Page	11	11:6.5		80.21	129.10	0:59.2	82.09	132.11
9	14	Lobj Galton	11	11:21.9		78.39	126.19	1:01.8	79.93	128.63
10	20	Tony Howell	11	11:24.2		78.13	125.76	1:1.0	79.67	128.22
11	23	Alan Hammond	11	11:29.6		77.52	124.78	1:01.9	79.80	128.43
12	17	Anthony Ward	11	10:29.7		77.05	124.93	1:1.7	79.41	127.80
13	28	Richard Kindell	10	10:55.1		74.18	119.41	1:2.9	77.26	124.34
14	8	Karl Buckingham	10	10:55.4		74.15	119.35	1:4.5	76.53	123.16
15	4	Rupert Nichols	10	11:54		73.03	117.56	1:4.8	75.00	120.70

Not Classified

17	B	Charlie Sander	Jaquar 420	DNF		1:5.2	74.53	119.94	2
18	M	Roger Bowden	Dartan 190	DNF		1:5.2	74.53	119.94	2
19	D	Martin Sutherland	Jaquar V16	DNF		1:5.2	74.53	119.94	2
47	A	Roger Cope	Jaquar MKII	DNF		1:5.2	74.53	119.94	2

Fastest Laps

1	A	George Page	Jaquar 340	0:53.2		82.09	132.11
2	B	Karl Buckingham	Jaquar MKII	1:3.5		76.53	123.16
28	D	Richard Kindell	Jaquar V16	1:3.9		77.26	124.34
25	M	Matthew Handerson	Dartan 190	0:51.1		95.10	153.05

Non Starters : 44

Pole : 13:08.35



Start : 12:20

Finish : 12:49

At: AMOG MALLORY PARK

MOTLEY CREW TIMERS

MST Sports Timing



BULLETIN NO. 33
 Issued at: 17.50

Weather: Sunny
 Circuit: Dry

In association with

Texaco • West Wales Rally Spares • Brecon Motors • Team Duffce Engineering