



RACE No. 8

15 LAPS

WRDA SPORTS & SALOONS SERIES


No. CLASS DRIVER CAR DETAILS CCS HOMETOWN CLUB

including entries for CSCC pre-1983 Group 1 Championship (classes with the suffix "1")

Table with 7 columns: No., CLASS, DRIVER, CAR DETAILS, CCS, HOMETOWN, CLUB. Lists 30 entries for the race.



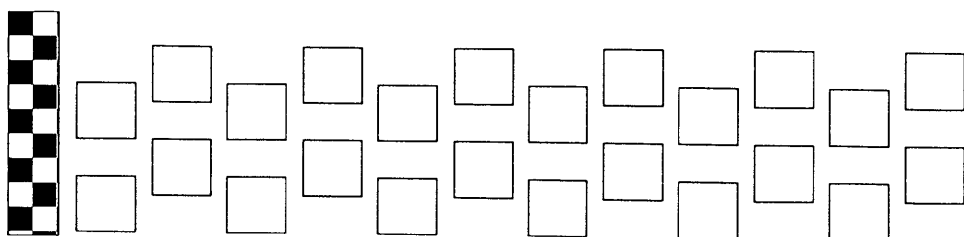
CHAMPIONSHIP MOTOR RACING



PEMBREY

17th/18th SEPT. 1994

OFFICIAL PROGRAMME - £ 1



PEMBREY

17TH SEPTEMBER 1994

CHAMPIONSHIP MEETING

Organised by 750 MOTOR CLUB

Practice No. 9

Start time 11:30


WRDA SPORTS & SALOONS & CSCC PRE B3

POS.	NO.	CL.	NAME	LAPS	B.LAP	ELAPSED
1)	33	A	DAVID JARMAN	11	1:06.7	
2)	3	A	MARTIN DAVIES	10	1:07.3	
3)	82	A	ALVIN POWELL	10	1:08.1	
✓ 4)	31	A	VIC MOORE	9	1:08.4	
5)	69	A	COLIN WILLIAMS	10	1:09.0	
6)	28	C	GRANVILLE WILLIAMS	10	1:09.1	
7)	36	C	KEITH BUTCHER	10	1:10.4	
8)	9	E	COLIN GUNDERSON	10	1:11.0	
✓ 9)	47	C1	JULIAN BELCHER	10	1:11.5	4:10.8
✓ 10)	8	E1	DAVID THOMAS	10	1:11.5	7:06.8
11)	20	C	GLYNNE JONES	7	1:11.8	
12)	37	C	JONATHAN WILLIAMS	9	1:12.4	
✓ 13)	7	C1	ANDY TRAPNELL	9	1:12.6	
✓ 14)	2	D1	SIMON DICKINSON	9	1:14.1	
15)	5	A	CHARLOTTE OSBORN	6	1:14.2	
✓ 16)	93	A	DAVID BEARNAN *	6	1:14.7	
17)	11	B	KEN DAVIES	9	1:15.0	
✓ 18)	12	B	PAUL CRAMER	9	1:15.2	
19)	38	C	LARRY PHILLIPS	9	1:15.8	
20)	22	C	BLAKE EDWARDS	7	1:17.5	
21)	54	A	JOHN BATEMAN	9	1:17.9	
22)	16	B	ROBERT ALLENDER	9	1:19.0	
✓ 23)	19	B1	ANDY EWINGS	9	1:20.7	
24)	1	C	RICHARD FRY	1	1:23.3	
25)	14	B	PETER EVANS		DNS	
26)	99	A	MATTHEW WURR		DNS	

NO 1 ONE LAP ONLY

Issued at 11:53

.....
Chief Timekeeper


12:08



RESULTS OF RACE NO: 8

17TH SEPTEMBER 1994

PEMBREY

CHAMPIONSHIP MEETING

Organised by 750 MOTOR CLUB

Race No. 8 Start time 17:23

WIRDA SPORTS & SALOONS & OSCO PRE 83

POS. NO. CL. NAME LAPS TIME SPEED B. LAP SPEED

1)	A	DAVID JARMAN	12	13:40.2	76.68	1:06.5	78.82
2)	A	MARTIN DAVIES	12	13:41.9	76.52	1:06.3	79.05
3)	C	PETER DARK	12	14:14.0	73.65	1:07.2	78.00
4)	A	VIC MOORE	12	14:20.3	73.11	1:09.1	75.85
5)	C	KEITH BUTCHER	12	14:30.4	72.26	1:09.3	75.63
6)	B	COLIN GUNDERSON	12	14:34.7	71.90	1:09.8	75.09
7)	C	JONATHAN WILLIAMS	12	14:55.4	70.24	1:12.2	72.59
8)	C1	ANDY TRAPNELL	12	14:56.3	70.17	1:11.7	73.10
9)	B	JIM MCDONOUGH	12	14:59.7	69.91	1:12.5	72.29
10)	D1	SIMON DICKINSON	12	15:15.8	68.68	1:13.1	71.70
11)	B	PAUL CRAMER	11	13:59.9	68.64	1:13.4	71.41
12)	A	ALVIN BURELL	11	14:00.3	68.61	1:07.2	78.00
13)	A	DAVID BEARMAN	11	14:08.6	67.94	1:10.9	73.92
14)	B	KEN DAVIES	11	14:23.1	66.80	1:14.3	70.54
15)	C	LARRY PHILLIPS	11	14:29.5	66.31	1:16.2	68.78
16)	B1	ANDY EMINGS	11	14:31.9	66.12	1:15.5	69.42
17)	B	ROBERT ALLENDER	11	15:01.0	63.99	1:18.0	67.19

-----NOT CLASSIFIED-----

20	C	GLYNE JONES	6	DNF	DNF	1:12.7	72.09
8	B1	DAVID THOMAS	5	DNF	DNF	1:11.8	73.00
22	C	BLAKE EDWARDS	5	DNF	DNF	1:17.3	67.80
69	A	COLIN WILLIAMS	2	2:32.8	DNF	1:11.3	73.51
47	C1	JULIAN BELCHER	2	2:36.7	DNF	1:11.7	73.10

-----DID NOT START-----

1	A	RICHARD FRY					
54	A	JOHN RALEMAN					

-----Fastest Lap-----

3	A	MARTIN DAVIES	1:06.3	79.05mph
9	B	COLIN GUNDERSON	1:09.8	75.09mph
28	C	PETER DARK	1:07.2	78.00mph
8	B1	DAVID THOMAS	1:11.8	73.00mph
7	C1	ANDY TRAPNELL	1:11.7	73.10mph
47	C1	JULIAN BELCHER	1:11.7	73.10mph
2	D1	SIMON DICKINSON	1:13.1	71.70mph

TWO PART RACE FIRST START TIME 17:23

Issued at 19:17

Chief Timekeeper

18:51
[Signature]

[Signature]