


SATURDAY 12th MARCH 1994

Silverstone



Eight clubs LTD.

The Hants & Berks Motor Club
The Harrow Car Club
The Cemian Motor Club
The Chiltern Car Club
The 750 Motor Club
The Combined One Make Car Club
The Lloyds Motor Club
The Herts County Auto & AE Club




Photo: Fred Scatley

THE EIGHT CLUBS 1994 SILVERSTONE RACE MEETING

OFFICIAL PROGRAMME 50p

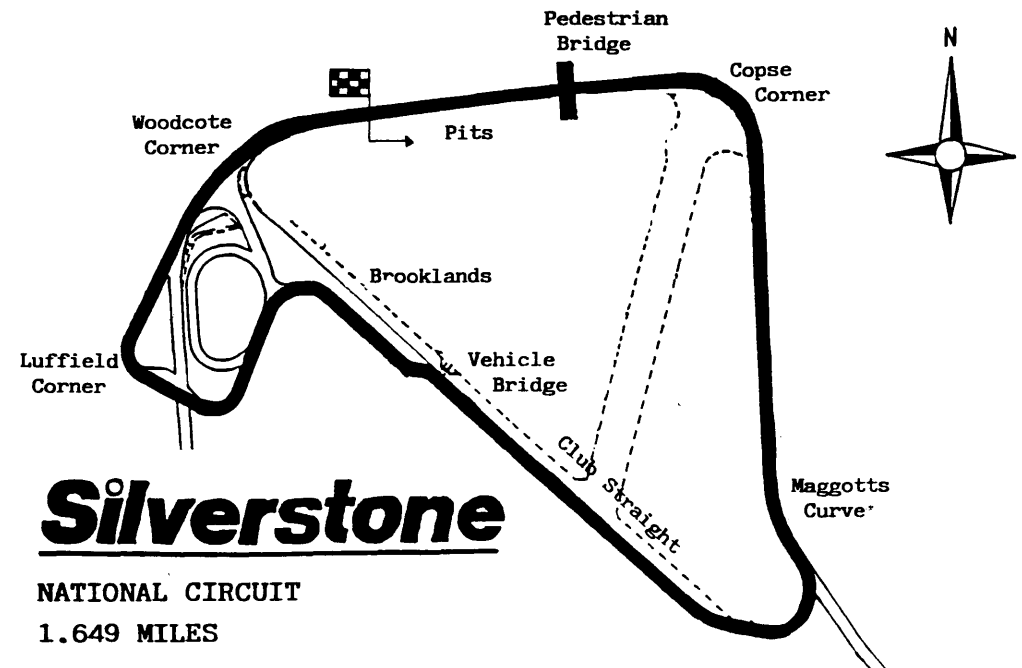
THE EIGHT CLUBS

The Eight Clubs is a unique association of eight separate motor clubs aimed solely at organising one or two clubmans race meetings per year. Founded in 1950 - when none of the clubs individually had the resources to run a meeting on their own - the original objective still holds good,

"the Association shall run race meetings for the benefit and entertainment of competitors, to minimise the interval between races, to encourage the entry of club members by the inclusion of High Speed Trials in which no one is seen to be first or last, to pre handicap scratch as well as Handicap races by bringing together cars of approximately the same performance"

The first meeting took place on 3rd June 1950 at Silverstone and apart from a brief flirtation at Lydden Hill in Kent, the Eight Clubs has concentrated on organising a single Silverstone meeting each year. For many competitors it is their only race meeting of the year - other time perhaps being spent on Hillclimbs, Sprints, Rallying, etc.

There have been a few changes in the membership of the Eight Clubs, the main one being the inclusion of the Combined One Make Car Clubs, itself an association of some thirty four clubs : the brief membership of the Civil Service Motoring Association: the subsequent joining by Lloyds Motor Club and the latest addition - Herts County Auto & Aero Club in 1974.



Silverstone

NATIONAL CIRCUIT

1.649 MILES

PRACTICE SESSION TWO

HIGH SPEED TRIAL
DRIVERS BRIEFING WILL NOW BE AT 10.45 HRS
IN THE SCRUTINEERING BAY

PRACTICE 2

Allcomers' Practice (Faster Cars)

Pos	No	Cl	Driver	Car	Time	MPH	Km/H	
	1		54	Les Lyons	Ford Escort	1:10.09	84.69	136.31
	2		141	Colin Wells	BMW M3	1:10.85	83.78	134.85
	3		108	Steve Williams	MGB V8	1:12.04	82.40	132.62
	4		27	James Tiller	Allard J2	1:12.77	81.57	131.29
	5		133	Richard Williamson	Rover Vitesse	1:12.89	81.44	131.07
	6		20	Andrew Darby	Van Dieman	1:13.31	80.97	130.32
	7		233	John Willcocks	BMW 325i	1:13.40	80.87	130.16
	8		126	Graham Langford	Porsche 911	1:13.70	80.54	129.63
A X	9		10	David James	Escort RS2000	X 1:14.32	79.87	128.55
	10		99	Malcolm Beer	MGB GT V8	1:15.04	79.10	127.32
x B	11		62	Tony Brass	BMW M3	X 1:15.05	79.09	127.30
x B	12		31	Martin Davies	Ford Sierra Cosworth	X 1:15.14	79.00	127.15
	13		12	Edward Reeve	MG Midget	1:15.20	78.94	127.05
A X	14		84	Warwick Banks	MGB GT	X 1:15.33	78.80	126.83
	15		241	David Howe	BMW M3	1:15.40	78.73	126.71
	16		86	Ed Mercer	Morgan 4/4	1:16.42	77.68	125.02
	17		58	Tony Howard	Morgan +8	1:16.44	77.66	124.99
	18		19	Adrian Fuller	Ford Capri	1:16.52	77.57	124.86
	19		134	David Willoughby	VW Golf	1:17.20	76.89	123.76
	20		22	Peter Burnham	Mallock 20B/21	1:17.21	76.88	123.74
x C	21		37	Jonathan Williams	Rover 216 GTi	X 1:18.66	75.46	121.46
	22		28	John Hazzard	Jensen GT	1:20.25	73.97	119.05
	23		200	Barry Woodhead	Porsche 911	1:20.36	73.87	118.89
	24		34	Harry Whitehouse	Mallock Mk.20	1:20.57	73.68	118.58
	25		88	Brian Cowan	Aston Martin Vantage	1:21.58	72.76	117.11
	26		112	Julian Hepburn	MGB	1:22.61	71.86	115.65
	27		61	Paul Rodman	MG Midget	1:23.21	71.34	114.82
	28		95	Leigh Parkes	Triumph TR7 V8	1:23.35	71.22	114.62
	29		68	Colin Percy	MGA Twin Cam	1:24.04	70.63	113.68
	30		77	Christopher Fellows	Ginetta G4	1:26.06	68.97	111.02
	31		125	Richard Thorne	Lancia Beta Coupe	1:26.52	68.61	110.42
	32		65	Chris Wilson	Vauxhall Chevette HS	1:26.57	68.57	110.36
	33		35	David Newman	Lister Jaguar	1:27.40	67.92	109.31
	34		85	Paul Hewes	Jaguar C	1:36.07	61.79	99.45
	35		142	Noel Collins	Escort Mk. II	2:10.61	45.45	73.15
	36		60	J.H.D. Bassett	Datsun 240Z	NS		
	37		120	Mark Haynes	Mallock Mk. 27/28	NS		
	38		113	Lou Bergonzi	MGB V8	NS		

DATE : 12-03-94

START : 09:27

ISSUED : 09:54

Eight Clubs Ltd

MST sports timing

Sam J. 1986

7/8

10.28 hrs.

12.3.94

PROVISIONAL RESULTS - RACE 3

Allcomers' Practice (Faster Cars)

10 Laps 16.49 Miles 26.54 Kms.

Pos	No	C1	Driver	Car	Laps	Time	Behind	MPH	Km/H	Best	MPH	Km/H
1	99		Malcolm Beer	MGB GT V8	10	11:26.80		86.43	139.11	1: 6.94	88.68	142.72
2	133		Richard Williamson	Rover Vitesse	10	11:40.80	0:14.00	84.70	136.32	1: 8.28	86.94	139.92
3	108		Steve Williams	MGB V8	10	11:42.35	0:15.55	84.52	136.02	1: 7.15	88.40	142.27
4	120		Mark Haynes	Mallock Mk. 27/28	10	11:42.80	0:16.00	84.46	135.93	1: 4.71	91.73	147.62
5	54		Les Lyons	Ford Escort	10	11:46.72	0:19.92	83.99	135.18	1: 9.48	85.44	137.50
6	27		James Tiller	Allard J2	10	11:49.55	0:22.75	83.66	134.64	1: 7.04	88.55	142.51
7	126		Graham Langford	Porsche 911	10	12: 5.88	0:39.08	81.78	131.61	1:11.14	83.44	134.28
8	141		Colin Wells	BMW M3	10	12:15.18	0:48.38	80.74	129.95	1:10.10	84.68	136.28
9	20		Andrew Darby	Van Dieman	10	12:16.13	0:49.33	80.64	129.78	1:12.17	82.25	132.37
10	88		Brian Cowan	Aston Martin Vantage	10	12:19.21	0:52.41	80.30	129.24	1:11.19	83.38	134.19
11	10		David James	Escort RS2000	10	12:19.96	0:53.16	80.22	129.11	1:11.30	83.25	133.98
12	84		Warwick Banks	MGB GT	10	12:23.46	0:56.66	79.84	128.50	1:12.43	81.96	131.90
13	12		Edward Reeve	MG Midget	10	12:33.63	1: 6.83	78.77	126.76	1:13.47	80.80	130.03
14	31		Martin Davies	Ford Sierra Cosworth	10	12:33.72	1: 6.92	78.76	126.75	1:14.21	79.99	128.73
15	134		David Willoughby	VW Golf	9	11:30.26	1 Lap	77.40	124.56	1:15.11	79.03	127.19
16	86		Ed Mercer	Morgan 4/4	9	11:30.61	1 Lap	77.36	124.50	1:14.17	80.03	128.80
17	22		Peter Burnham	Mallock 20B/21	9	11:32.41	1 Lap	77.16	124.17	1:13.05	81.26	130.77
18	62		Tony Brass	BMW M3	9	11:32.61	1 Lap	77.13	124.14	1:14.79	79.37	127.73
19	19		Adrian Fuller	Ford Capri	9	11:34.76	1 Lap	76.90	123.75	1:15.00	79.15	127.38
20	37		Jonathan Williams	Rover 216 GTi	9	11:36.77	1 Lap	76.67	123.40	1:15.38	78.75	126.74
21	58		Tony Howard	Morgan +8	9	11:40.67	1 Lap	76.25	122.71	1:15.21	78.93	127.03
22	35		David Newman	Lister Jaguar	9	11:43.52	1 Lap	75.94	122.21	1:15.22	78.92	127.01
23	34		Harry Whitehouse	Mallock Mk.20	9	11:44.19	1 Lap	75.87	122.10	1:15.08	79.06	127.23
24	200		Barry Woodhead	Porsche 911	9	12: 4.65	1 Lap	73.72	118.65	1:17.95	76.15	122.55

... Not Classified ...

65	Chris Wilson	Vauxhall Chevette HS	8	DNF	1:17.80	76.30	122.79
233	John Willcocks	BMW 325i	4	DNF	1:13.05	81.26	130.77
95	Leigh Parkes	Triumph TR7 V8	2	DNF	1:17.33	76.76	123.53

... Fastest Laps ...

120	Mark Haynes	Mallock Mk. 27/28		1: 4.71		91.73	147.62
-----	-------------	-------------------	--	---------	--	-------	--------

DATE : 12-03-94

START : 13:34

ISSUED : 13:52

Eight Clubs Ltd

MST sports timing

Sam J. [Signature]

Alan

13.59 hrs
12.3.94

IMPORTANT NOTICE

**DRIVERS BRIEFING WILL BE IN SCRUTINEERING BAY
AT 12.20 HRS**

PRACTICE 4

Allcomers' Practice (Slower Cars)

	Pos	No	Cl	Driver	Car	Time	MPH	Km/H
	1	38		Malcolm Mitton	Mallock Mk.28	1: 9.58	85.31	137.31
X B	2	144		Andy Langridge	Porsche 944 Turbo	✓ 1:12.25	82.16	132.24
X B	3	50		Howard Hill-Lines	BMW 325i	✓ 1:13.70	80.54	129.63
	4	124		Simon Crompton	BMW M3	1:14.46	79.72	128.31
	5	46		Brian Lambert	MGB	1:16.03	78.07	125.66
	6	116		Mark Smith	Ford Sapphire Coswor	1:16.19	77.91	125.40
	7	82		Jerry Trace	Elva Courier	1:16.27	77.83	125.27
	8	67		Stephen Luscombe	MG Midget	1:16.34	77.76	125.15
X C	9	36		Keith Butcher	Ford Escort	✗ 1:18.11	76.00	122.31
X C	10	93		David Bennett	Aston Martin DB4	1:18.24	75.87	122.11
Y C	11	201		Glynne Jones	Ford Anglia	✗ 1:19.32	74.84	120.45
X	12	114		Valentine Christense	BMW 2002 Ti	1:20.05	74.15	119.35
	13	191		D.J. Gregory	Porsche 924S	1:20.25	73.97	119.05
	14	72		Dudley Mason-Styrron	MGB	1:20.86	73.41	118.15
X C	15	69		Mark Williams	VW Golf GTi	✗ 1:20.90	73.37	118.10
	16	39		Colin Offley	Austin Healey Sprite	1:21.12	73.18	117.78
	17	75		Keith Jarman	Ford RS2000	1:21.24	73.07	117.60
	18	78		Ian Drew	Ford Capri	1:22.07	72.33	116.41
X B	19	113		Lou Bergonzi	MGB Roadster	✗ 1:22.65	71.82	115.60
	20	107		J.D. Bruce-Brown	Elva Courier	1:22.78	71.71	115.41
	21	170		Andrew Stevens	Suzuki Swift GTi	1:22.91	71.60	115.23
	22	76		David Butler	MGB Roadster	1:23.45	71.13	114.49
	23	105		Martin Gulliver	Ford Capri	1:23.74	70.89	114.09
	24	101		Mark Burnside	MGB GT	1:24.62	70.15	112.90
	25	81		O.J. Couzens	MG Midget	1:25.83	69.16	111.31
	26	59		Herman Ebner	MG Metro	1:28.41	67.14	108.06
	27	87		Peter Shaw	Alfa Romeo	1:29.12	66.61	107.20
	28	66		Barbara Lambert	MGB	1:29.68	66.19	106.53
	29	89		Clive Sayer	MG Midget	1:30.18	65.82	105.94
	30	83		Neil Twyman	Lotus 7 S1	1:36.37	61.60	99.14
X B	31	21		Ken Davies	Porsche 911E	✗ 2:39.82	37.14	59.78
	32	94		Simon Knowles	Triumph TR6	NS		
	33	45		Peter Collis	MGB GT	NS		
	34	79		Martin Sinclair	Ford Falcon Sprint	NS		
	35	153		Tony Baxter	MG Metro	NS		
	36	200		Barry Woodhead	Porsche 911	NS		

DATE : 12-03-94

START : 10:28

ISSUED : 10:51

Eight Clubs Ltd

MST sports timing

Samuel S. B.

AB
11.03 hrs
12.3.94

PROVISIONAL RESULTS - RACE 7

Allcomers' Scratch Race (Slower Cars)

10 Laps 16.49 Miles 26.54 Kms.

Pos	No	Cl	Driver	Car	Laps	Time	Behind	MPH	Km/H	Best	MPH	Km/H
1	38		Malcolm Mitton	Mallock Mk.28	10	11:58.07		82.67	133.04	1: 9.65	85.23	137.16
2	144		Andy Langridge	Porsche 944 Turbo	10	11:59.69	0: 1.62	82.48	132.74	1:10.23	84.52	136.02
3	50		Howard Hill-Lines	BMW 325i	10	12:40.65	0:42.58	78.04	125.59	1:13.58	80.67	129.83
4	124		Simon Crompton	BMW M3	10	12:41.96	0:43.89	77.90	125.38	1:14.28	79.91	128.60
5	116		Mark Smith	Ford Sapphire Coswor	10	12:43.30	0:45.23	77.77	125.16	1:14.04	80.17	129.02
6	82		Jerry Trace	Elva Courier	10	12:43.78	0:45.71	77.72	125.08	1:14.94	79.21	127.48
7	46		Brian Lambert	MGB	10	13: 0.09	1: 2.02	76.09	122.46	1:16.17	77.93	125.42
8	93		David Bennett	Aston Martin DB4	10	13: 2.35	1: 4.28	75.87	122.11	1:15.93	78.18	125.82
9	114		Valentine Christense	BMW 2002 Ti	10	13:10.60	1:12.53	75.08	120.84	1:16.46	77.64	124.95
10	67		Stephen Luscombe	MG Midget	10	13:12.06	1:13.99	74.94	120.61	1:16.54	77.55	124.80
11	69		Mark Williams	VW Golf GTi	9	12: 9.58	1 Lap	73.23	117.85	1:18.40	75.71	121.84
12	191		D.J. Gregory	Porsche 924S	9	12:10.57	1 Lap	73.13	117.69	1:18.65	75.47	121.46
13	78		Ian Drew	Ford Capri	9	12:33.58	1 Lap	70.89	114.09	1:21.69	72.66	116.93
14	75		Keith Jarman	Ford RS2000	9	12:34.10	1 Lap	70.84	114.02	1:21.31	73.00	117.48
15	113		Lou Bergonzi	MGB Roadster	9	12:46.39	1 Lap	69.71	112.19	1:23.01	71.51	115.08
16	105		Martin Gulliver	Ford Capri	9	12:47.96	1 Lap	69.57	111.96	1:22.15	72.26	116.29
17	101		Mark Burnside	MGB GT	9	12:51.32	1 Lap	69.26	111.47	1:23.14	71.40	114.91
18	201		Glynne Jones	Ford Anglia	9	13: 0.31	1 Lap	68.46	110.19	1:24.13	70.56	113.56
19	72		Dudley Mason-Styrron	MGB	9	13: 9.90	1 Lap	67.63	108.85	1:23.76	70.87	114.05
20	59		Herman Ebner	MG Metro	8	12:19.78	2 Laps	64.19	103.31	1:27.68	67.70	108.95
21	66		Barbara Lambert	MGB	8	12:31.49	2 Laps	63.19	101.70	1:30.18	65.82	105.93

... Not Classified ...

107 J.D. Bruce-Brown Elva Courier 5 DNF 1:20.40 73.83 118.82

... Fastest Laps ...

38 Malcolm Mitton Mallock Mk.28 1: 9.65 85.23 137.16

DATE : 12-03-94

START : 15:27

ISSUED : 15:44

Eight Clubs Ltd

MST sports timing

Paul D. Sells

Alunn

16.26 hrs
12.3.94