



Championship CAR RACES

21st/22nd
SEPTEMBER
1991





Photo by Fred Scatley

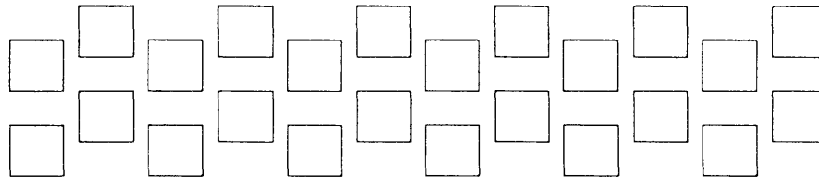


ORGANISED BY:-
**750 MOTOR
CLUB LTD**

OFFICIAL PROGRAMME
£1.00

RACE No. 3**18 LAPS****TWINCAM TECHNIQUES LOTUS CHALLENGE AND WRDA SPORTS & SALOONS SERIES**

No.	Class	Driver	Car Details	ccs.	Hometown	Club
TWINCAM TECHNIQUES LOTUS CHALLENGE RACERS						
2	b	Barry ELY	Caterham 7	1600	Woodford Green	750
7	c	Richard SMITH	Caterham 7	1700	Ropley	750
8	c	Paul LOWNDES	Caterham 7	1700	Heyhead	750
15	c	Jon WRIGHTSON	Lotus 7	1598	Exeter	750
17	b	Tony BOND	Lotus Europa	1596	Paignton	750
31	c	Kim ADAMS	Caterham 7	1700	Northolt	750
34	c	Ian CHALMERS	Lotus 7	1558	Solihull	750
96	c	Bob MARSHALL	Caterham 7	1690	Worksop	750
WRDA SALOONS 7 SPORTS CHAMPIONSHIP						
14	a	Colin WILLIAMS	Porsche 911S	3500	Dinas Powys	WRDA
21	b	Colin GUNDERSEN	Porsche 911S	2341	Barry	WRDA
27	d	Chris WILSON	Tiga Skoda Coupe	2400	Gatley	BARC
29	d	Don WOOD	Noble P4 DFR	3500	Frensham	HSCC
37	b	Martin GUNDERSEN	Porsche 924 Lux	1984	Barry	WRDA
46	a	Andrew WILSON	Jaguar Mk II	3800	Dinas Powis	BRSCC
57	c	Gary EVANS	Mini Clubman	1300	Barry	WRDA
69	b	Mike HOPKINS	Triumph Dolomite	2000	Swansea	WRDA
71	a	Blake EDWARDS	Ford Capri	3000	Pontypridd	WRDA
97	a	Ted WILLIAMS	MGB V8	3900	Nailsea	HSCC
LOTUS CHALLENGE Lap Record:						
			A A.SOUTHALL	1:13.8	23/9/90	
			B P.KEEVILL	1:11.7	23/9/90	
			C C.DAVIS	1:07.3	23/9/90	
			D N.OLSON	1:11.7	23/9/90	



With support for 1991 from leading engine and car tuners **Twincam Techniques**, this series is aimed at the owners of genuine roadgoing Lotus cars of all types and is split into four classes, including one for 'bog-standard' vehicles. All cars must be road legal and have current MOT, run on road tyres and comply with various technical and safety requirements.

Awards, provided by the sponsor, are for 1st, 2nd and 3rd overall, plus Class awards subject to a minimum number of starters in each Class.



Practice Session: 3

Bulletin No: 5

FEMBREY

22ND SEPTEMBER 1991

CHAMPIONSHIP MEETING

Organised by 750 MOTOR CLUB


Practice No. 3

Start time 10:03

LOTUS CHALLENGE & WRDA SPORTS & SALO

POS.	NO.	CL.	NAME	LAPS	B.LAP	ELAPSED
1)	27	D	CHRIS WILSON	7	59.4	
2)	97	A	TED WILLIAMS	17	1:04.3	
3)	96	C	BOB MARSHALL	16	1:05.7	
4)	4	A	MARTIN DAVIES	9	1:09.7	
5)	7	C	RICHARD SMITH	15	1:10.6	
6)	14	A	COLIN WILLIAMS	16	1:10.8	
7)	71	A	BLAKE EDWARDS	16	1:11.2	
8)	31	C	KIM ADAMS	16	1:11.8	
9)	21	B	COLIN GUNDERSEN	6	1:13.2	
10)	2	B	BARRY ELY	16	1:13.3	15:10.8
11)	46	A	ANDREW WILSON	7	1:13.3	20:50.2
12)	17	B	TONY BOND	5	1:13.6	
13)	114	C	KEITH MCKENZIE	13	1:13.8	
14)	39	C	JAMES TAYLOR	15	1:14.4	
15)	34	C	IAN CHALMERS	16	1:14.9	
16)	51	B	MIKE TURNER	3	1:15.6	
17)	37	B	MARTIN GUNDERSEN	9	1:17.2	
18)	69	B	MIKE HOPKINS	15	1:18.6	
19)	57	C	GARY EVANS	7	1:20.3	
20)	8	C	PAUL LDWNDES		DNS	
21)	15	C	JON WRIGHTSON		DNS	
22)	29	D	DON WOOD		DNS	

Issued at 10:30.


.....
Chief Timekeeper

PRACTICE
TIMES

PRACTICE
TIMES

PRACTICE
TIMES

PRACTICE
TIMES

PRACTICE
TIMES

PRACTICE
TIMES

PRACTICE
TIMES

PRACTICE
TIMES

PRACTICE
TIMES



Practice Session: 9.3.

Bulletin No: 6

PEMBREY 22ND SEPTEMBER 1991

Grid positions for race 3

LOTUS CHALLENGE & WRDA SPORTS & SALOON

	57	57
	<u>1:20.3</u>	1:20.3
37		69
<u>1:17.2</u>		<u>1:18.6</u>
	34	51
	<u>1:14.9</u>	<u>1:15.6</u>
114		39
<u>1:13.8</u>		<u>1:14.4</u>
	46	17
	<u>1:13.3</u>	<u>1:13.6</u>
21		2
<u>1:13.2</u>		<u>1:13.3</u>
	71	31
	<u>1:11.2</u>	<u>1:11.8</u>
7		14
<u>1:10.6</u>		<u>1:10.8</u>
	96	4
	<u>1:05.7</u>	<u>1:09.7</u>
27		97
<u>59.4</u>		<u>1:04.3</u>

Pole Position



Race: 3 B.

Bulletin No :

PEMBREY

22ND SEPTEMBER 1991

CHAMPIONSHIP MEETING

Organised by 750 MOTOR CLUB

Race No. R-3B

Start time 14:18

WRDA SALOONS & SPORTS CHAMPIONSHIP

POS.	NO.	CL.	NAME	LAPS	TIME	SPEED	B.LAP	SPEED
1)	27	D	CHRIS WILSON	18	19:05.8	82.34	1:01.4	85.36
2)	97	A	TED WILLIAMS	18	19:52.2	79.13	1:04.3	81.51
3)	4	A	MARTIN DAVIES	17	19:57.9	74.38	1:09.1	75.85
4)	14	A	COLIN WILLIAMS	16	19:09.3	72.97	1:09.6	75.31
5)	21	B	COLIN GUNDERSEN	16	19:40.8	71.02	1:12.1	72.69
6)	39	C	JAMES TAYLOR	15	19:21.6	67.68	1:13.9	70.92
7)	37	B	MARTIN GUNDERSEN	15	19:33.0	67.02	1:14.8	70.07
8)	69	B	MIKE HOPKINS	15	20:24.6	64.20	1:19.8	65.68
9)	71	A	BLAKE EDWARDS	14	19:36.6	62.36	1:21.0	64.71
10)	57	C	GARY EVANS	13	20:17.6	55.96	1:15.2	69.70

-----Not Classified-----

46	A	ANDREW WILSON	3	DNF		1:13.3	71.50
----	---	---------------	---	-----	--	--------	-------

-----Fastest lap-----

97	A	TED WILLIAMS	1:04.3	81.51mph
21	B	COLIN GUNDERSEN	1:12.1	72.69mph
39	C	JAMES TAYLOR	1:13.9	70.92mph
27	D	CHRIS WILSON	1:01.4	85.36mph

Issued at 14:50

.....
Chief Timekeeper

RACE RESULTS RACE RESULTS RACE RESULTS RACE RESULTS RACE RESULTS RACE RESULTS RACE RESULTS RACE RESULTS